ADDENDUM

Public Building Commission of Chicago | Richard J. Daley Center | 50 West Washington Street, Room 200 | Chicago, Illinois 60602 | (312) 744-3090 | pbcchicago.com

ADDENDUM NO.: **01**

PROJECT NAME: **Esmond Elementary School Annex & Renovations**

PROJECT NO.: **05125**

CONTRACT NO.: **C1588**

DATE OF ISSUE: **November 21, 2017**

NOTICE OF CHANGES, MODIFICATIONS, OR CLARIFICATIONS TO CONTRACT DOCUMENTS

The following changes, modifications, or clarifications are hereby incorporated and made an integral part of the Contract Documents. Unless clearly expressed otherwise by this Addendum, all terms and conditions defined in the original Contract Documents shall continue in full force and effect and shall have the same meaning in this Addendum. Issued Addenda represent responses/clarifications to various inquiries. Contractors shall be responsible for including all associated labor/material costs in its bid. Drawings/specifications corresponding to inquiry responses will be issued with the Issue for Construction Documents, upon issuance of building permit.

ITEM NO. 1: **CHANGE TO KEY DATES**
None.

ITEM NO. 2: **REVISIONS TO BOOK 1 – PBC INSTRUCTIONS TO BIDDERS**
None.

ITEM NO. 3: **REVISIONS TO BOOK 2 – PBC STANDARD TERMS AND CONDITIONS**
None.

ITEM NO. 4: **REVISIONS TO BOOK 3 – TECHNICAL SPECIFICATIONS**

Change 1 **Book 3 – Volume 1** – **REPLACED** – Section 00 01 00 – Table of Contents.
Change 2 **Book 3 – Volume 1** – **REMOVED** – Section 01 35 59 – Indoor Air Quality Requirements.
Change 3 **Book 3 – Volume 1** – **REPLACED** – Section 01 35 60c – LEED Checklist for Schools v2009.
Change 4 **Book 3 – Volume 1 – ADDED** – Section 09 83 19 – Acoustical Wall Panels

ITEM NO. 5: **REVISIONS TO DRAWINGS**

Change 1 **REPLACE** Sheet G1.3 – LEED WORKPLAN
Change 2 **REVISED** Drawing No. G4.1, Temporary Egress Plans: Corrected the symbol at the Link between the new and existing building confirming the scope and the schedule for the work in this area.
Change 3 **REPLACE** Drawing No. C2.0, Site Dimension Plan: Added notes to identify area for car pool parking as required for LEED.
Change 4 **REVISED** Drawing No. L1.0, Overall Landscape Plan: Notes and revision clouds have been added to the drawing to clarify fencing scope of work and to identify tree removals.
Change 5 **REVISED** Drawing No. L3.0, Hardscape Details: Details 2 and 3 revised to clarify fence heights.
Change 6 **REVISED** Drawing No. AS.0, Architectural Site Demolition Plan: Site demolition area revised to coordinate with proposed site work.
Change 7 **REVISED** Drawing No. AS.1, Architectural Site Plan: Added exterior signage locations, clarified dimensions and notes.
Change 8 **REVISED** Drawing No. AS.1.1, Enlarged Playground Plan: Modified notes for clarity.
Change 9 **REVISED** Drawing AS.2, ADA Details: Added No Smoking Signage to the exterior signage package.
Change 10 **REVISED** Drawing A0.1, First Floor and Second Floor Demolition Plan: Added additional information to clarify demolition scope of work.

Change 11 **REVISED** Drawing A1.1, First Floor Plan: Added wall type tag to partial plan No. 2, Existing Intermediate Landing Floor Plan to confirm scope of work.

Change 12 **REVISED** Drawing A1.3, Enlarged Plans: Added targets to locate expansion joint detail.

Change 13 **REVISED** Drawing A1.3.2, Enlarged Plans: Added enlarged column detail.

Change 14 **REVISED** Drawing A1.4, Annex Roof Plan: Added target for new section detail, revised detail targets.

Change 15 **REVISED** Drawing A1.6, Enlarged Stairs: Revised enlarged plans and sections to clarify scope of work.

Change 16 **REVISED** Drawing A1.6.1, Enlarged Stairs: Revised details to clarify scope of work.

Change 17 **REVISE** Drawing A1.7, Enlarged Elevator Plan: Revised details to meet stretcher requirements.

Change 18 **REVISED** Drawing A2.1, First Floor Reflected Ceiling Plan: Added down lights at main entry canopy.

Change 19 **REVISED** Drawing A2.2, Second Floor Reflected Ceiling Plan: Added notes for the acoustical cellular deck at the underside of the second floor in the Library area as required to meet LEED requirements.

Change 20 **REVISED** Drawing A4.1, Building Sections: Added target to drawing number 3 for new wall section.

Change 21 **REVISED** Drawing A5.1, Wall Sections: Revised dimensions for clarity.

Change 22 **REVISED** Drawing A5.2, Wall Sections: Revised section details for clarity.

Change 23 **REVISED** Drawing A5.3, Wall Sections: Added Wall Section Detail 10/A5.3.

Change 24 **REVISED** Drawing A5.4, Wall Sections: Revised detail targets for clarity.

Change 25 **REVISED** Drawing A5.5, Details: Revised entry canopy details to accommodate recessed lighting.

Change 26 **REVISED** Drawing A5.6, Wall Sections: Revised section details to clarify scope of work.

Change 27 **REVISED** Drawing A5.7, Details: Revised title to detail 2A for clarity.

Change 28 **REVISED** Drawing A8.1, Interior Elevations: Added notes and dimensions to clarify scope of work.

Change 29 **REVISED** Drawing A8.2, Interior Elevations and Enlarged Library Plan: Added notes and dimensions to clarify scope of work. Revised Library furniture plan.

Change 30 **REVISED** Drawing A8.3, Interior Elevations: Added notes and dimensions to clarify scope of work.

Change 31 **REVISED** Drawing A8.4, Interior Elevations: Added notes and dimensions to clarify scope of work.

Change 32 **REVISED** Drawing A8.5, Interior Elevations: Added notes and dimensions to clarify scope of work.

Change 33 **REVISED** Drawing A10.1, Door Schedule: Added information to clarify scope of work.

Change 34 **REVISED** Drawing A10.2, Window Schedule: Added targets to the window elevations to confirm frame type.

Change 35 **REVISED** Drawing A14.1, First Floor Finish Plan: Added flooring information in the service areas to confirm scope of work.

Change 36 **REVISED** Drawing A14.2, Second Floor Finish Plan: Added acoustical wall panels at the walls of the Library. The product information has been added to the Finish Schedule. Added floor transition details in response to RFI No. 6.

Change 37 **REVISED** Drawing No. S1.0, Foundation Plan. Revised Footings C-3 and E-3 and size to F10.0.

Change 38 **REVISED** Drawing No. S1.1, Second Floor Framing Plan. Revised three beam sizes and detail callout.

Change 39 **REVISED** Drawing No. S1.2, Roof Framing Plan. Revised two beam sizes.

Change 40 **REVISED** Drawing No. S2.2, Foundation Sections & Details. Revised Footing Mark F9.0 to F10.0 on Footing Schedule.

Change 41 **REVISED** Drawing No. S3.2, Sections & Details. Added bent plate to detail 10.S3.2.

Change 42 **REVISED** Drawing No. E2.1, First Floor Lighting Plan Annex: Lighting Sequence of Operation added.

ITEM NO. 6: REQUESTS FOR INFORMATION

RFI-1.

Question: **Who would the abatement removal proposals be submitted to?**

Response: **Please submit proposals to PBC's eligible, Prequalified Bidders of the Esmond Elementary School Annex & Renovations Project. The list of Prequalified Bidders can be found at: http://www.pbcchicago.com/opportunities/esmond-elementary-school-annex-c1588/ .**

RFI-2.

Question: **Daltile is specified on the Esmond Elementary School project and we are starting to receive bid requests. I do have a question regarding the bathroom floor patterns; we need to know the percentage of each color in the mosaic pattern for each bathroom. We will need this information to quote and supply the material correctly.**

Response: **Daltile D200 Gray Spectacle is the basis of design for the field color in all bathrooms representing 90% of the Mosaic Pattern. The accent colors listed for each bathroom, as indicated on Sheet A8.3, and include in this addendum, will represent the remaining 10% of the Mosaic Pattern.**

RFI-3.

Question: **Can you clarify what items in the Legend found on drawings A8.2, A8.4, and A8.5 are provided by CPS, and which need to be provided by the GC?**

Response: **A comments column has been added to the Legend shown on sheets A8.2, A8.4, and A8.5, identifying the items to be procured and installed by the Contractor. This information is included in this addendum.**

RFI-4.

Question: **On the Finish Plans, A14.1 & A14.2, some rooms are not specified. I.E. Dry Storage, Electrical, Janitor Closet, Building/Engineer Storage. There is a legend, but no associated hatching on the plans. Please clarify what finishes these rooms are to receive.**

Response: **The Dry Storage will receive Quarry Tile Daltile 0T04 Ashen Grey. The Electrical Room, Janitors Closet and the Building/Engineer Storage room will receive a multi-layer painted epoxy floor Epoxy 1, as shown in drawing A14.1. Revised finish plans A14.1 and A14.2 are included in this addendum.**

RFI-5.

Question: **This goes with my last RFI regarding the finishes. In the bathroom there is no detail for the transition of Porcelain to Vinyl in the corridor. Please show how these two areas meet for wall base.**

Response: **A Porcelain to Vinyl transition detail has been added to sheet A14.2 and is included in this addendum.**

RFI-6.

Question: **Under the Visual Display spec., there's information for a Display Case. Can you identify the location and how many there are?**

Response: **There are currently no display cases in the scope of the project. Visual Display specification includes tackboards, markerboards, etc.**

RFI-7.

Question: **Please confirm all openings shall be windows with details 3, 4, 5 & 10, except openings #3, 4, 9 & 31.**

Response: **Drawing A10.2 has been revised to indicate all openings shall be windows with details 3, 4, 5 & 10; with the exception of windows 3, 4, 8, 9, 31, 32 & 33 which will be windows represented by details 6, 7 & 8. Revised drawing A10.2 is included in this addendum.**
NOTE: All windows at the 2nd floor will not have window guards.

RFI-8.

Question: **Please confirm only openings 3, 4, 9 & 31 have storefront details 6, 7 & 8.**

Response: **Drawing A10.2 has been revised to indicate openings 3, 4, 8, 9, 31, 32 & 33 are represented by details 6, 7 & 8. Revised Drawing A10.2 is included in this addendum.**

RFI-9.

Question: **Please confirm openings at vestibule 100 (1st floor) and stairwell 2-1 as storefront and not curtain wall.**

Response: **Confirmed. Openings at Vestibule 100 at the 1st floor and at stairwell 2-1 are represented as storefront and not curtain wall in accordance with the Contract Documents.**

RFI-10.

Question: **Please confirm door opening # 105 is either FRP or hollow metal with type 4 frame and type H door.**

Response: **Door opening #105 is a wood door as shown in door type H with a type 4 frame, per revised drawing on Sheet A10.1. Drawing is included in this addendum.**

RFI-11.

Question: **Per the phasing schedule on Drawing G3.1, the new annex building is to be completed in November 2018.**
The Existing precast building to be demoed is scheduled between March and August of 2019
The distance between the South and Southwest walls of the new annex building and existing precast building is a total of 6'.
This severely limits access for equipment, scaffolding, and material particularly for the masonry and glazing consequently reducing productivity and increasing the cost of construction.
Is it acceptable to perform the brick work on these walls after the demo of the existing precast building?
This would mean the vapor and air barrier would be the temporary wall finish through the winter months of 2018 – 2019.
Please confirm the requirements for temporary protection of the existing building during construction of the annex and the new building during demo of precast building.

Response: **No, this is not acceptable. The work shall be completed in accordance with the phasing plan on Drawing G3. 1.**

List of Attachments and Drawings:

This Addendum includes the following attached Specifications and/or Documents:

1. Section 00 01 00 – Table of Contents
2. Section 01 35-60c – LEED Checklist for Schools v2009.
3. Section 09 83 19 – Acoustical Wall Panels

This Addendum includes the following attached Drawings:

1. G1.3 – LEED Work Plan, dated 11/14/2017.
2. G4.1 – Temporary Egress Plans, dated 11/14/17.
3. C2.0 – Site Dimension Plan, dated 11/14/2017.
4. L1.0 – Overall Landscape Plan, dated 11/14/2017.
5. L3.0 – Hardscape Details, dated 11/14/2017.
6. AS.0 – Site Demolition Plan, dated 11/14/2017.
7. AS.1 – Architectural Site Plan, dated 11/14/2017.
8. AS.1.1 – Enlarged Playground Plan, dated 11/14/2017.
9. AS.2 – ADA Details, dated 11/14/2017.
10. A0.1 – First Floor and Second Floor Demolition Plan, dated 11/14/2017
11. A1.1 – First Floor Plan, dated 11/14/2017
12. A1.3 – Enlarged Plans, dated 11/14/2017.
13. A1.3.2 – Enlarged Plans, dated 11/14/2017
14. A1.4 – Annex Roof Plan, dated 11/14/2017
15. A1.6 – Enlarged Stairs, dated 11/14/2017
16. A1.6.1 – Enlarged Stairs, dated 11/14/2017
17. A1.7 – Enlarged Elevator Plan, dated 11/14/2017
18. A2.1 – First Floor Reflected Ceiling Plan, dated 11/14/2017
19. A2.2 – Second Floor Reflected Ceiling Plan, dated 11/14/2017
20. A4.1 – Building Sections, dated 11/14/2017
21. A5.1 – Wall Sections, dated 11/14/2017
22. A5.2 – Wall Sections, dated 11/14/2017
23. A5.3 – Wall Sections, dated 11/14/2017
24. A5.4 – Wall Sections, dated 11/14/2017
25. A5.5 – Wall Details, dated 11/14/2017
26. A5.6 – Wall Sections, dated 11/14/2017
27. A5.7 – Details, dated 11/14/2017
28. A8.1 – Interior Elevations, dated 11/14/2017
29. A8.2 – Interior Elevations, dated 11/14/2017
30. A8.3 – Interior Elevations, dated 11/14/2017
31. A8.4 – Interior Elevations, dated 11/14/2017
32. A8.5 – Interior Elevations, dated 11/14/2017
33. A10.1 – Door Schedule, dated 11/14/2017
34. A10.2 – Window Schedule, dated 11/14/17
35. A14.1 – First Floor finish Plan, dated 11/14/2017
36. A14.2 – Second Floor Finish Plan 11/14/2017
37. S1.0 – Foundation Plan, dated 11/14/2017
38. S1.1 – Second Floor Framing Plan, dated 11/14/2017
39. S1.2 – Roof Framing Plan, dated 11/14/2017
40. S2.2 – Foundation Sections & Details, dated 11/14/2017
41. S3.2 – Sections & Details, dated 11/14/2017
42. E2.1 – First Floor Lighting Plan, dated 11/14/12017

END OF ADDENDUM NO. 01

SECTION 00 01 10

TABLE OF CONTENTS

(VOLUME 1 OF 3)

ESMOND ELEMENTARY SCHOOL ANNEX & RENOVATIONS

The following listed documents comprise the Project Manual for the project listed above. Where numerical sequence of sections is interrupted, such interruptions are intentional.

The complete Project Manual for this project consists of Book 1, Book 2 and Book 3, which must not be separated for any reason. The Architect and Owner disclaim any responsibility for any assumptions made by a Contractor or Subcontractor who does not receive a complete Project Manual, including all sections listed in the Table of Contents.

INTRODUCTORY INFORMATION

Section Number	*Section Title*	*CPS Control Rev.*
00 00 00	Project Manual Cover Page	PBC 1_01/01/14
00 01 10	Table of Contents	PBC 1_01/01/17 1
00 01 11	Info Available to Bidders (Reports)	PBC 1_04/01/15

PROCUREMENT AND CONTRACTING REQUIREMENTS GROUP

DIVISION 00 – PROCUREMENT AND CONTRACTING REQUIREMENTS

Section Number	*Section Title*	*CPS Control Rev.*
	Book 1 (provided by the Public Building Commission)	

SPECIFICATIONS GROUP

GENERAL REQUIREMENTS SUBGROUP

DIVISION 01 – GENERAL REQUIREMENTS

Section Number	*Section Title*	*CPS Control Rev.*
01 14 10	Pre-Construction Project Mock Up	PBC 1_07/31/10
01 14 11	Construction Operations and Site Utilization Plan	PBC 1_08/15/14
01 35 59	Indoor Air Quality Requirements	PBC 4_02/08/13 1
01 35 60.1	LEED Requirements	PBC 5_09/22/14
01 35 60a	Attachment A- Materials Credit Documentation Sheet	PBC 4_08/17/14
01 35 60b	Attachment B- Low Emitting Mtls. Credits Documentation Sht.	PBC 1_05/15/13
01 35 60c	Attachment C- LEED Checklist for schools v.2009	PBC 1_01/01/09 1
01 35 60d	Attachment D- LEED BD+C Calculator v.2009	PBC 4_08/01/12
01 35 60e	Attachment E- Sustainable Projects Metrics Capture	PBC 1_09/22/14
01 35 61	LEED Consultant	1_02/28/06
01 35 62	Erosion Sedimentation Control	
01 35 64	Coordination, Commissioning Authority, and General Requirements	2_05/01/12
01 35 65	Commissioning (Cx) Requirements	1_02/28/06

01 35 66	Commissioning (Cx) Submittal Procedures	1_08/17/08
01 35 67	Commissioning (Cx) Project Record Documents	1_08/17/08
01 35 68	Commissioning (Cx) Operation and Maintenance Data	1_02/28/06
01 35 69	Commissioning (Cx) Process	1_08/17/08
01 35 70	Commissioning (Cx) Pre-Functional Checklists	1_08/17/08
01 35 71	Commissioning (Cx) Functional Performance Testing	1_08/17/08
01 35 72	Commissioning (Cx) Demonstration & Training	1_08/17/08
01 50 10	Commission Representative Field Office	PBC 4_04/03/17
01 52 40	Construction Waste Management	PBC 1_09/22/14
01 56 11	General Dust, Fume, and Odor Control	1_01/21/10
01 57 15	Integrated Pest Control	PBC 1_09/11/11
01 70 71	Final Cleaning	PBC 1_09/28/11
01 73 10	Cutting and Patching	PBC 1_10/20/10
01 79 00	Demonstration and Training	CPS 3_07/20/09

FACILITY CONSTRUCTION SUBGROUP

DIVISION 02 – EXISTING CONDITIONS

Section Number	*Section Title*	*CPS Control Rev.*
02 13 15	Small Scale Disturbance of Asbestos Materials	PBC 1_05/19/15
02 24 01	Environmental Scope Sheets	PBC 1_04/01/15
02 26 00	Hazardous Materials Assessment	PBC 1_09/18/12
02 41 16	Building Demolition	PBC 1_07/31/15
02 41 19	Selective Demolition (W/Environmental)	PBC 1_07/31/15
02 82 13	Asbestos Abatement- Prior to demolition	PBC 1_07/31/15
02 82 14	Asbestos Abatement- Interiors	PBC 1_07/31/15
02 82 15	Asbestos Abatement- Exteriors	PBC 1_07/31/15
02 83 19.13	Lead-Based Paint Abatement	PBC 1_07/31/15
02 83 20	Minor Disturbance of Painted Surfaces	PBC 1_05/19/15
02 86 13	Hazardous and Universal Waste Management	PBC 1_07/31/15
02 87 13	Animal Excrement and Carcass Abatement	PBC 1_07/31/15

DIVISION 03 – CONCRETE

Section Number	*Section Title*	*CPS Control Rev.*
03 01 30	Maintenance of Cast In Place Concrete	01_02/28/06
03 30 00	Cast-In-Place Concrete	02_04/10/08
03 54 16	Hydraulic Cement Underlayment	02_08/20/07

DIVISION 04 – MASONRY

Section Number	*Section Title*	*CPS Control Rev.*
04 01 20	Maintenance of Unit Masonry	1_02/28/06
04 20 00	Unit Masonry	4_04/02/10

DIVISION 05 – METALS

Section Number	*Section Title*	*CPS Control Rev.*
05 12 00	Structural Steel Framing	2_04/10/08
05 21 00	Steel Joist Framing	2_04/10/08
05 31 13	Steel Floor Decking	2_04/10/08
05 31 23	Steel Roof Decking	2_04/10/08
05 40 00	Cold-Formed Metal Framing	2_04/10/08
05 50 00	Metal Fabrications	4_03/22/13

DIVISION 06 – WOOD, PLASTICS, AND COMPOSITES

Section Number	*Section Title*	*CPS Control Rev.*
06 10 53	Miscellaneous Rough Carpentry	3_04/10/08
06 16 43	Gypsum Sheathing	2_04/10/09
06 40 23	Interior Architectural Woodwork	3_04/10/08

DIVISION 07 – THERMAL AND MOISTURE PROTECTION

Section Number	*Section Title*	*CPS Control Rev.*
07 11 13	Bituminous Damp proofing	2_08/20/07
07 13 26	Self-Adhering Sheet Waterproofing	1_02/28/06
07 21 00	Thermal Insulation	3_04/10/08
07 21 29	Sprayed Insulation	4_04/10/08
07 27 00	Air Barriers	2_08/20/07
07 42 43	Composite Wall Panels	5_08/20/07
07 52 00	Modified Bituminous Membrane Roofing	4_11/08/10
07 61 00	Sheet Metal Roofing	5_04/10/08
07 62 00	Sheet Metal Flashing and Trim	4_01/21/10
07 72 00	Roof Accessories	2_08/20/07
07 81 16	Cementitious Fireproofing	2_08/20/07
07 81 23	Intumescent Mastic Fireproofing	2_10/30/07
07 84 13	Penetration Fire stopping	3_04/10/08
07 92 00	Joint Sealants	3_04/10/08
07 95 13	Expansion Joint Assemblies	2_08/20/07

DIVISION 08 – OPENINGS

Section Number	*Section Title*	*CPS Control Rev.*
08 11 13	Hollow Metal Doors and Frames	3_04/10/08
08 14 16	Flush Wood Doors	3_04/10/08
08 31 13	Access Doors and Frames	2_08/20/07
08 41 13	Aluminum-Framed Entrances and Storefronts	3_04/10/08
08 51 13	Aluminum Windows	2_04/04/08
08 56 57	Window Guards – Exterior	2_01/05/07
08 71 00	Door Hardware	4_04/10/09
08 80 00	Glazing	2_04/10/08
08 91 00	Louvers	2_02/20/07

DIVISION 09 – FINISHES

Section Number	*Section Title*	*CPS Control Rev.*
09 01 22	Plaster Patching	2_08/20/07
09 01 24	Plaster Renovation	1_02/28/06
09 01 63	Terrazzo Flooring Restoration	1_02/28/06
09 21 16	Gypsum Board Assemblies	3_04/10/08
09 21 19	Gypsum Board Shaft Wall Assemblies	3_04/10/08
09 30 00	Tiling	3_04/10/08
09 51 13	Acoustical Panel Ceilings	2_04/13/09
09 65 13	Resilient Base and Accessories	3_04/10/08
09 65 20	Solid Vinyl Tile Flooring	4_01/19/15
09 68 16	Sheet Carpeting	3_04/10/08
09 83 19	Acoustical Wall Panels	4_11/14/17
09 91 00	Painting	1_02/28/06
09 91 03	Renovation Painting – Surface Preparation	1_02/28/06
09 91 05	Renovation Painting	1_02/28/06

1

09 97 23	Concrete Floor Coatings	3_04/10/08

DIVISION 10 – SPECIALTIES

Section Number	*Section Title*	*CPS Control Rev.*
10 11 00	Visual Display Units	2_04/10/08
10 14 03	Interior Signage	2_08/20/07
10 14 05	Exterior Signage	2_08/20/07
10 14 06	Exterior Signage – Remote Parking Lots	2_08/20/07
10 14 07	Exterior Signage – Emergency	2_08/20/07
10 14 19	Dimensional Letter Signage	2_08/20/07
10 28 13	Toilet Accessories	3_01/27/11
10 44 00	Fire Protection Specialties	2_08/20/07
10 44 03	Installation of Fire Extinguishers and Cabinets	1_02/28/06
10 51 13	Metal Lockers – Elementary Schools	4_04/10/08

DIVISION 11 – EQUIPMENT

Section Number	*Section Title*	*CPS Control Rev.*
11 40 00	Food Service Equipment	
11 52 13	Projection Screens	2_08/20/07
11 68 00	Playground Equipment	
11 82 26	Facility Waste Compactors	3_01/21/10

DIVISION 12 – FURNISHINGS

Section Number	*Section Title*	*CPS Control Rev.*
12 24 13	Roller Window Shades – Manual	3_08/22/07
12 32 00	Manufactured Wood Casework	3_04/10/08
12 48 13	Entrance Floor Mats	2_08/20/07
12 48 16	Entrance Floor Grilles	2_08/20/07
12 93 00	Site Furnishing	01_03/18/14

DIVISION 14 – CONVEYING EQUIPMENT

Section Number	*Section Title*	*CPS Control Rev.*
14 24 23	Hydraulic Passenger Elevators	2_09/30/10

DIVISION 15 – RESERVED FOR FUTURE EXPANSION

DIVISION 16 – RESERVED FOR FUTURE EXPANSION

DIVISION 17 – RESERVED FOR FUTURE EXPANSION

DIVISION 18 – RESERVED FOR FUTURE EXPANSION

DIVISION 19 – RESERVED FOR FUTURE EXPANSION

FACILITY SERVICES SUBGROUP

DIVISION 20 – RESERVED FOR FUTURE EXPANSION

DIVISION 21 – FIRE SUPPRESSION

Section Number	*Section Title*	CPS Control Rev.
21 05 53	Identification for Fire-Suppression Piping and Equipment	1_05/10/13

21 11 00	Facility Fire-Suppression Piping	1_02/28/06
21 31 13	Electric-Drive, Centrifugal Fire Pumps	1_02/28/06

DIVISION 22 – PLUMBING

Section Number	*Section Title*	CPS Control Rev.
22 05 48	Vibration Controls for Plumbing Piping and Equipment	1_02/28/06
22 05 53	Identification for Plumbing Piping and Equipment	2_05/10/13
22 07 00	Plumbing Insulation	4_05/22/08
22 11 16	Domestic Water Piping	1_02/28/06
22 11 19	Domestic Water Piping Specialties	1_02/28/06
22 11 23	Domestic Water Pumps	1_02/28/06
22 11 23.13	Domestic Water Packaged Booster Pumps	2_11/06/09
22 13 16	Sanitary Waste and Vent Piping	1_02/28/06
22 14 13	Facility Storm Drainage Piping	1_02/28/06
22 14 23	Drainage Piping Specialties	1_02/28/06
22 14 26	Facility Storm Sewer Drainage	3_01/21/10
22 14 29	Sump Pumps	1_02/28/06
22 36 00	Commercial Fuel-Fired Water Heaters	1_02/28/06
22 40 00	Plumbing Fixtures	2_02/06/09
22 66 53	Chemical Waste Piping	1_02/28/06

DIVISION 23 – HEATING, VENTILATING, AND AIR-CONDITIONING (HVAC)

Section Number	*Section Title*	CPS Control Rev.
23 05 03	General Provisions for HVAC Work	1_02/28/06
23 05 05	Basic HVAC Materials and Methods	3_08/20/10
23 05 13	Common Motor Requirements for HVAC Equipment	1_02/28/06
23 05 15	Motors – Variable Frequency Controllers	2_03/18/11
23 05 16	Expansion Fittings and Loops for HVAC Piping	1_02/28/06
23 05 19	Meters and Gauges for HVAC Piping	3_08/20/10
23 05 23	General-Duty Valves for HVAC Piping	1_02/28/06
23 05 29	Hangers and Supports for Piping and Equipment	1_02/28/06
23 05 48	Vibration Controls for HVAC Piping and Equipment	1_02/28/06
23 05 53	Identification for HVAC Piping and Equipment	2_05/10/13
23 05 93	Testing, Adjusting, and Balancing for HVAC	3_03/18/11
23 07 00	HVAC Insulation	6_05/10/13
23 09 20	Building Automation System (BAS)	6_03/18/11
23 09 20.01	Building Automation System (BAS) – Exhibits	2_04/03/07
23 09 21	Building Automation System (BAS) – Basic Materials, Interface Devices, and Sensors	6_04/27/10
23 09 22	Building Automation System (BAS) – Operator Interfaces	5_11/08/08
23 09 23	Building Automation System (BAS) – Field Panels	4_11/08/08
23 09 24	Building Automation System (BAS) – Communication Devices	3_04/03/07
23 09 25	Building Automation System (BAS) – Software and Programming	4_11/08/08
23 09 25.01	Building Automation System (BAS) – Software and Programming – Exhibits	3_11/08/08
23 09 26	Building Automation System (BAS) – Sequence of Operation	4_02/28/08
23 09 27	Building Automation System (BAS) – Commissioning	4_03/18/11
23 21 13	Hydronic Piping	5_08/20/10
23 21 23	Hydronic Pumps	1_02/28/06
23 23 00	Refrigerant Piping	2_08/20/10
23 25 00	HVAC Water Treatment	2_03/18/11

23 31 13	Metal Ducts	3_08/20/10
23 33 00	Air Duct Accessories	2_12/06/09
23 34 16	Centrifugal HVAC Fans	1_02/28/06
23 34 23	HVAC Power Ventilators	1_02/28/06
23 36 00	Air Terminal Units	2_12/03/09
23 37 13	Diffusers, Registers, and Grilles	1_02/28/06
23 37 23	HVAC Gravity Ventilators	1_02/28/06
23 41 13	Panel Air Filters	2_05/22/08
23 51 00	Breechings, Chimneys, and Stacks	3_11/06/09
23 51 13	Draft Control Devices	1_02/28/06
23 52 16	Condensing Boilers	6_04/13/10
23 81 26	Split-System Air-Conditioners	1_08/20/10
23 82 16	Air Coils	2_05/22/08
23 82 23	Unit Ventilators	1_12/03/09
23 82 36	Finned-Tube Radiation Heaters	4_02/28/06
23 82 39.13	Cabinet Unit Heaters	4_02/28/06
23 82 39.16	Propeller Unit Heaters	4_02/28/06
23 83 18	Radiant-Heating Hydronic Panels	4_02/28/06

DIVISION 24 – RESERVED FOR FUTURE EXPANSION

DIVISION 25 – INTEGRATED AUTOMATION (NOT USED)

DIVISION 26 – ELECTRICAL

Section Number	Section Title	CPS Control Rev.
26 05 03	General Requirements for Electrical Systems	1_02/28/06
26 05 05	Basic Electrical Materials and Methods	2_03/30/06
26 05 11	Conductors and Cables for Electrical Systems	1_02/28/06
26 05 26	Grounding and Bonding for Electrical Systems	2_03/30/06
26 05 29	Hangers and Supports for Electrical Systems	1_02/28/06
26 05 33	Raceways and Boxes for Electrical Systems	3_04/13/09
26 05 53	Identification for Electrical Systems	2_03/30/06
26 05 73	Overcurrent Protective Device Coordination Study	1_02/28/06
26 08 13	Testing of Electrical Systems	1_02/28/06
26 09 23	Lighting Control Devices	1_02/28/06
26 24 13	Switchboards	1_02/28/06
26 24 16	Panelboards	2_02/28/06
26 27 26	Wiring Devices	2_12/04/08
26 28 13	Fuses	1_02/28/06
26 28 16	Enclosed Switches and Circuit Breakers	1_02/28/06
26 29 13	Enclosed Controllers	1_02/28/06
26 43 00	Surge Protection Devices	2_08/20/10
26 51 00	Interior Lighting	1_02/28/06
26 51 00.01	Interior Lighting – Fixture Schedule	1_02/28/06
26 56 00	Exterior Lighting	1_02/28/06
26 56 00.01	Exterior Lighting – Fixture Schedule	1_02/28/06

DIVISION 27 – COMMUNICATIONS

Section Number	*Section Title*	*CPS Control Rev.*
27 05 03	General Requirements for Communications	1_02/28/06
27 05 38	Wire Basket Type Cable Trays	1_03/18/14

27 05 53	Identification for Communications Systems	1_02/28/06
27 08 00	Commissioning of Communications	1_02/28/06
27 11 16	Communications Cabinets, Racks, and Enclosures	5_08/15/12
27 13 13	Communications Copper Backbone Cabling	2_03/30/10
27 13 23	Communications Optical Fiber Backbone Cabling	3_03/31/11
27 15 00.19	Data Communications Horizontal Cabling	2_03/30/10
27 51 00	Distributed Audio-Video Communications Systems	1_02/28/06
27 51 16	Public Address Systems	1_02/28/06
27 53 13	Master Clock Systems	2_08/20/10
27 53 14	Wireless Master Clock Systems	1_07/23/14
27 53 15	Intercom, Master Clock, and Program Equipment Interface	4_03/30/10
27 60 13	Wireless Access Points for Data Communications	1_02/28/06

DIVISION 28 – ELECTRONIC SAFETY AND SECURITY

Section Number	*Section Title*	*CPS Control Rev.*
28 13 13	Access Control System Door Entry (Small Installation)	1_04/10/09
28 16 00	Intrusion Detection	2_03/26/10
28 23 03	CCTV Systems and Components	2_03/10/10
28 23 09	DVS Systems New Schools	4_03/09/12
28 26 07	Emergency Call System	1_02/28/06
28 26 09	Rescue Assistance Systems	2_08/20/10
28 31 00	Fire Detection and Alarm	3_11/08/10

DIVISION 29 – RESERVED FOR FUTURE EXPANSION

SITE AND INFRASTRUCTURE SUBGROUP

DIVISION 30 – RESERVED FOR FUTURE EXPANSION

DIVISION 31 – EARTHWORK

Section Number	Section Title	CPS Control Rev.
31 22 14	Earthwork	5_01/21/10
31 22 21	Finish Grading for Synthetic Grass Surfacing	1_04/15/11
31 23 17	Excavating Backfilling and Compacting for Utilities	

DIVISION 32 – EXTERIOR IMPROVEMENTS

Section Number	Section Title	
32 12 16	Hot Mix Asphalt Paving	1_11/08/10
32 13 13	Portland Cement Concrete Paving	2_08/17/07
32 18 14	Synthetic Grass Surfacing System Playfields	3_11/14/16

DIVISION 33 – UTILITIES

Section Number	Section Title	CPS Control Rev.
33 10 13	Water Service	3_01/21/10
33 41 00	Sewerage and Drainage	D_10/26/17
33 46 17	Sub-drainage for Synthetic Grass Surfacing	1_04/15/11
33 51 13	Natural Gas Piping	7_12/09/11

DIVISION 34 – TRANSPORTATION (NOT USED)

DIVISION 35 – WATERWAY AND MARINE CONSTRUCTION (NOT USED)

DIVISION 36 – RESERVED FOR FUTURE EXPANSION

DIVISION 37 – RESERVED FOR FUTURE EXPANSION

DIVISION 38 – RESERVED FOR FUTURE EXPANSION

DIVISION 39 – RESERVED FOR FUTURE EXPANSION

PROCESS EQUIPMENT SUBGROUP

DIVISION 40 – PROCESS INTEGRATION (NOT USED)

DIVISION 41 – MATERIAL PROCESSING AND HANDLING EQUIPMENT (NOT USED)

DIVISION 42 – PROCESS HEATING, COOLING, AND DRYING EQUIPMENT (NOT USED)

DIVISION 43 – PROCESS GAS AND LIQUID HANDLING, PURIFICATION AND STORAGE EQUIPMENT (NOT USED)

DIVISION 44 – POLLUTION AND WASTE CONTROL EQUIPMENT (NOT USED)

DIVISION 45 – INDUSTRY-SPECIFIC MANUFACTURING EQUIPMENT (NOT USED)

DIVISION 46 – WATER AND WASTE WATER EQUIPMENT (NOT USED)

DIVISION 47 – RESERVED FOR FUTURE EXPANSION

DIVISION 48 – ELECTRICAL POWER GENERATION (NOT USED)

DIVISION 49 – RESERVED FOR FUTURE EXPANSION

ESMOND ELEMENTARY SCHOOL ENVIRONMENTAL REFERENCE REPORTS

Asbestos Report
Suspect Lead Paint Survey Report
Suspect Lead Paint Survey Report Add
Hazardous Material Report

ESMOND ELEMENTARY SCHOOL GEOTECHNICAL REPORT

Geotechnical Engineering Report

ESMOND ELEMENTARY SCHOOL GROUND PENETRATING RADAR SURVEY REPORT

Ground Penetrating Radar Report

END OF TABLE OF CONTENTS

LEED 2009 for Schools New Construction and Major Renovations

Project Checklist

PBC CPS Esmond Elementary

Sustainable Sites — Possible Points: 24

18		6			
Y	?	N			
Y			Prereq 1	Construction Activity Pollution Prevention	
Y			Prereq 2	Environmental Site Assessment	
1			Credit 1	Site Selection	1
4			Credit 2	Development Density and Community Connectivity	4
		1	Credit 3	Brownfield Redevelopment	1
4			Credit 4.1	Alternative Transportation—Public Transportation Access	4
		1	Credit 4.2	Alternative Transportation—Bicycle Storage and Changing Rooms	1
2			Credit 4.3	Alternative Transportation—Low-Emitting and Fuel-Efficient Vehicles	2
2			Credit 4.4	Alternative Transportation—Parking Capacity	2
		1	Credit 5.1	Site Development—Protect or Restore Habitat	1
1			Credit 5.2	Site Development—Maximize Open Space	1
1			Credit 6.1	Stormwater Design—Quantity Control	1
1			Credit 6.2	Stormwater Design—Quality Control	1
		1	Credit 7.1	Heat Island Effect—Non-roof	1
1			Credit 7.2	Heat Island Effect—Roof	1
1			Credit 8	Light Pollution Reduction	1
		1	Credit 9	Site Master Plan	1
		1	Credit 10	Joint Use of Facilities	1

Water Efficiency — Possible Points: 11

6		5			
Y			Prereq 1	Water Use Reduction—20% Reduction	
4			Credit 1	Water Efficient Landscaping	2 to 4
		2	Credit 2	Innovative Wastewater Technologies	2
2		2	Credit 3	Water Use Reduction	2 to 4
		1	Credit 3	Process Water Use Reduction	1

Energy and Atmosphere — Possible Points: 33

10		25			
Y			Prereq 1	Fundamental Commissioning of Building Energy Systems	
Y			Prereq 2	Minimum Energy Performance	
Y			Prereq 3	Fundamental Refrigerant Management	
7		14	Credit 1	Optimize Energy Performance	1 to 19
		7	Credit 2	On-Site Renewable Energy	1 to 7
2			Credit 3	Enhanced Commissioning	2
		1	Credit 4	Enhanced Refrigerant Management	1
1		1	Credit 5	Measurement and Verification	2
		2	Credit 6	Green Power	2

Materials and Resources — Possible Points: 13

7		6			
Y			Prereq 1	Storage and Collection of Recyclables	
		2	Credit 1.1	Building Reuse—Maintain Existing Walls, Floors, and Roof	1 to 2
		1	Credit 1.2	Building Reuse—Maintain 50% of Interior Non-Structural Elements	1
2			Credit 2	Construction Waste Management	1 to 2

Materials and Resources, Continued

Y	?	N			
		2	Credit 3	Materials Reuse	1 to 2
2			Credit 4	Recycled Content	1 to 2
2			Credit 5	Regional Materials	1 to 2
		1	Credit 6	Rapidly Renewable Materials	1
1			Credit 7	Certified Wood	1

Indoor Environmental Quality — Possible Points: 19

11		8			
Y			Prereq 1	Minimum Indoor Air Quality Performance	
Y			Prereq 2	Environmental Tobacco Smoke (ETS) Control	
Y			Prereq 3	Minimum Acoustical Performance	
		1	Credit 1	Outdoor Air Delivery Monitoring	1
		1	Credit 2	Increased Ventilation	1
1			Credit 3.1	Construction IAQ Management Plan—During Construction	1
1			Credit 3.2	Construction IAQ Management Plan—Before Occupancy	1
4			Credit 4	Low-Emitting Materials	1 to 4
		1	Credit 5	Indoor Chemical and Pollutant Source Control	1
1			Credit 6.1	Controllability of Systems—Lighting	1
1			Credit 6.2	Controllability of Systems—Thermal Comfort	1
1			Credit 7.1	Thermal Comfort—Design	1
		1	Credit 7.2	Thermal Comfort—Verification	1
1		2	Credit 8.1	Daylight and Views—Daylight	1 to 3
1			Credit 8.2	Daylight and Views—Views	1
		1	Credit 9	Enhanced Acoustical Performance	1
		1	Credit 10	Mold Prevention	1

Innovation and Design Process — Possible Points: 6

5		1			
1			Credit 1.1	Innovation in Design: Exemplary Connectivity/Transit Access	1
1			Credit 1.2	Innovation in Design: Exemplary Regional Materials	1
1			Credit 1.3	Innovation in Design: Recycled Content	1
1			Credit 1.4	Innovation in Design: Low Mercury Lamping	1
1			Credit 2	LEED Accredited Professional	1
		1	Credit 3	The School as a Teaching Tool	1

Regional Priority Credits — Possible Points: 4

4					
1			Credit 1.1	Regional Priority: SSc2	1
1			Credit 1.2	Regional Priority: SSc4.1	1
1			Credit 1.3	Regional Priority: SSc4.3	1
1			Credit 1.4	Regional Priority: SSc6.1	1

Total — Possible Points: 110

61		51

Certified 40 to 49 points Silver 50 to 59 points Gold 60 to 79 points Platinum 80 to 110

SECTION 09 83 19

ACOUSTICAL WALL PANELS

PART 1 - GENERAL

1.1 RELATED DOCUMENTS

Drawings and General and Supplementary Conditions and Divisions-1 Specification sections apply to work of this section.

1.2 SUMMARY

A. Section Includes:
   1. Acoustical wall panels and installation components.

B. Related Sections:
   1. Section 09 20 00 – Plaster and Gypsum Board
   2. Division 26 (16) Sections - Electrical Work

C. Alternates
   1. Prior Approval: Unless otherwise provided for in the Contract documents, proposed product substitutions may be submitted no later than TEN (10) working days prior to the date established for receipt of bids. Acceptability of a proposed substitution is contingent upon the Architect's review of the proposal for acceptability and approved products will be set forth by the Addenda. If included in a Bid are substitute products which have not been approved by Addenda, the specified products shall be provided without additional compensation.
   2. Submittals which do not provide adequate data for the product evaluation will not be considered. The proposed substitution must meet all requirements of this section, including but not necessarily limited to, the following: Single source materials suppliers (if specified in Section 1.5); Panel design, size, composition, color, and finish; installation system component profiles and sizes; Compliance with the referenced standards.

1.3 REFERENCES

A. Test Methods:
   1. ASTM C 423 Sound Absorption and Sound Absorption Coefficients by the Reverberation Room Method.
   2. ASTM E 84/CAN/ULC S102 Standard Test Method for Surface Burning Characteristics of Building Materials.
   3. CAN/ULC S102 Standard Test Method for Surface Burning Characteristics of Building Materials.

1.4 SUBMITTALS

A. Product Data: Submit manufacturer's technical data for each type of acoustical wall panel required.

B. Samples: Minimum 3 inch x 3 inch samples of specified acoustical wall substrate; minimum 4 inch long samples of attachment method including trim and decorative accents.

C. Shop Drawings: Submit shop drawings showing how panels are to be laid out on the walls, details of trim members and width of panels. Width of panels and location of vertical seams are critical.

1.5 QUALITY ASSURANCE

A. Single-Source Responsibility: Provide acoustical panel units and installation components by a single manufacturer.

B. Fire Performance Characteristics: Identify acoustical wall components with appropriate markings of applicable testing and inspecting organization.
   1. Surface Burning Characteristics: As follows, tested per ASTM E 84,
      a. Flame Spread: 25 or less
      b. Smoke Developed: 200 or less

C. Coordination of Work: Coordinate acoustical wall work with installers of related work including, but not limited to building insulation, gypsum board, light fixtures, mechanical systems, electrical systems, and sprinklers.

1.6 DELIVERY, STORAGE, AND HANDLING

A. Deliver acoustical wall panels to project site in original, unopened packages and store them in a fully enclosed space where they will be protected against damage from moisture, direct sunlight, surface contamination, and other causes.
B. Before installing acoustical wall panels, permit them to reach room temperature and a stabilized moisture content.
C. Handle acoustical wall panels carefully to avoid chipping edges or damaged units in any way.

1.7 PROJECT CONDITIONS

A. Space Enclosure:
   1. Soundsoak Fiberglass Panels: All wet work must be complete and dry prior to installation. Installation shall be carried out where the temperature is between 40 degrees F and 120 degrees F. These temperature conditions must be maintained throughout the life of the warranty.

1.8 WARRANTY

A. Acoustical Wall Panel: Submit a written warranty executed by the manufacturer, agreeing to repair or replace acoustical panels that fail within the warranty period. Failures include, but are not limited to:
   1. Acoustical Wall Panels: Manufacturer's defects

B. Warranty Period:
   1. Acoustical wall panels: One (1) year from date of substantial completion.

C. The Warranty shall not deprive the Owner of other rights the Owner may have under other provisions of the Contract Documents and will be in addition to and run concurrent with other warranties made by the Contractor under the requirements of the Contract Documents.

1.9 MAINTENANCE

A. Extra Materials: Deliver extra materials to Owner. Furnish extra materials described below that match products installed. Packaged with protective covering for storage and identified with appropriate labels.
   1. Acoustical Wall Panels: Furnish quantity of full-size units equal to 5.0 percent of amount installed.

PART 2 - PRODUCTS

2.1 MANUFACTURERS

A. Acoustical Wall Panels:
   1. Armstrong World Industries, Inc.
   2. Kinetics Noise Control
   3. MDC

2.2 ACOUSTICAL WALL PANELS

A. Acoustical Wall Panels: Type AWP-1:
   1. Surface Texture: Fabric
   2. Composition: Fiberglass with resin-hardened edges. Impact-resistant panels available.
   3. Fabric Finish:
      a. Standard - Guilford FR-701 (Blue Neutral) (Black) (Blue Papier) (Straw) (Terra) (Ultramarine) (Blue Plum) (Blue Spruce) (Grey Mix) (Leaf) (Opal) (Bone) (Deep Burgundy) (Cement Mix) (Wheat) (Cherry Neutral) (Crystal Blue) (Eucalyptus) (Quartz) (Silver Neutral) (Silver Papier) (Violet) selected from manufacturer's standard offering.
      b. Guilford Metallation (Stove Pipe) (Welded Steel) (Chrome) (Polished Pewter) (Stainless)
      c. Guilford Anchorage (Vanilla) (Angora) (Goose) (Birch)
      d. Guilford Lido (Bryce Canyon) (Balboa) (Hermosa) (Oak Bluffs)
      e. Guilford Spinel (Opal) (Sandstone)
      f. Rhythms (Blue Mauve) (Mist) (Pearl Grey)
      g. Tempos (Blue Mauve) (Mist) (Pearl Grey) (Desert Sand) (Oatmeal) (Charcoal)
      h. Customer-specific fabrics upon request – contact Architectural Specialties.
   4. Thickness: 1 inch
   5. Width: 24 inches
   6. Panel Heights: (6 ft) (8 ft) (9 ft) (10 ft)
   7. Edge Profile:
      a. Standard - Fabric wrapped edges on two long panel sides.
   8. Noise Reduction Coefficient (NRC): ASTM C 423; A Mounting: 1 inch (0.80)
   9. Flame Spread: ASTM E84; with FR-701 Fabrics - composite Class A rating.
   10. Dimensional Stability: Standard – space must be enclosed with HVAC systems operating at all times.
   11. Acceptable Product: Soundsoak, as manufactured by Armstrong World Industries.

B. Acoustical Wall Panel Accessories:
   1. Impaling clips
   2. Z-clips

PART 3 - EXECUTION

3.1 EXAMINATION

A. Do not proceed with installation until all wet work such as concrete, terrazzo, plastering and painting has been completed and thoroughly dried out, unless expressly permitted by manufacturer's printed recommendations.

3.2 PREPARATION

A. Measure each wall area and establish layout of acoustical units to balance border widths at opposite edges of each wall. Coordinate panel layout with mechanical and electrical fixtures.

3.3 INSTALLATION

A. Install wall panels by attaching the panels to an existing wall per the manufacturer's instructions, LA-297301, and in accordance with the authorities having jurisdiction.

B. For installation instructions with internal H spline, refer to installation instructions for standard Soundsoak, LA-295818.

3.4 ADJUSTING AND CLEANING

A. Replace damaged and broken panels.

B. Routine maintenance of Soundsoak wall panels should consist of frequent vacuuming to minimize dirt accumulation. A dry or wet shampoo can be used on Soundsoak fabric. Work in with a damp sponge and vacuum to remove residue.

END OF SECTION

32'-0" 0'-0" 16'-0" 32'-0" 64'-0" 1/32" = 1'-0"
16'-0" 0'-0" 8'-0" 16'-0" 32'-0" 1/16" = 1'-0"
8'-0" 0'-0" 4'-0" 8'-0" 16'-0" 1/8" = 1'-0"
4'-0" 0'-0" 2'-0" 4'-0" 8'-0" 1/4" = 1'-0"
2'-0" 0'-0" 1'-0" 2'-0" 4'-0" 1/2" = 1'-0"
1'-0" 0'-0" 0'-6" 1'-0" 2'-0" 1" = 1'-0"
0'-0" 0'-6" 1'-0" 2'-0" 1-1/2" = 1'-0"
0'-0" 0'-3" 0'-6" 0'-9" 1'-0" 3" = 1'-0"
0'-0" 0'-1-1/2" 0'-3" 0'-4-1/2" 0'-6" 6" = 1'-0"

LEED 2009 for Schools
LEED Project Plan
Esmond Elementary School Annex
Project No. 05125
LEED Registration #:
Green Permit Tier target: Benefit Tier II
Green Menu Item(s): Energy Efficiency, LEED Silver

Yes	?	No	Credit	Description	Points	Decision By	Code / ordinance Requires?	Strategy to Achieve Credit - Project-Specific Narrative (How will prerequisite or credit requirements be met by this specific project? Where are design or requirements shown or described in design documents; what have calculations shown about achievability; What has site or project research shown, and where in the design documents can that information be found?)
18	0	6		Sustainable Sites	26			
Y			Prereq 1	Construction Activity Pollution Prevention	Required			Civil drawing C3.01 shows perimeter controls and details for silt fence and catch basin protection. Specification section 01 35 62 definieates requirements for GC narrative Plan and for documentation during construction.
			Prereq 2	Environmental Site Assessment	Required			Phase I was performed by Carlson Environmental and is documented in report dated Jun 19, 2017. no evidence of RECs was revealed to be associated with the project site.
1	0	0	Credit 1	Site Selection	1			Project research indicates the subject site does not violate the SS Credit 1 "do not develop on" criteria
4	0	0	Credit 2	Development Density & Community Connectivity	4			Option 2 – Community connectivity. Site is previously developed Site is within a ½ mile of a residential neighborhood with an average density of 10 units per acre net Site is within ½ mile of 10 basic services (post office, health services, police station, restaurant, gas station, place of worship, laundry, school, salon) and has pedestrian access between the services.
0	0	1	Credit 3	Brownfield Redevelopment	1			
4	0	0	Credit 4.1	Alternative Transportation, Public Transportation Access	4			Project research indicates that this site meets Option 1 or 2 or 3. Project main entry is 0.3 miles from 111th St. - Morgan Park Metra stop and less than 0.25 miles from seven separate bus stops serving two lines (111&112). Qualifies for exemplary credit since two or more compliance pathways are served.
0	0	1	Credit 4.2	Alternative Transportation, Bicycle Storage & Changing Rooms	1			
2	0	0	Credit 4.3	Alternative Transportation, Low-Emitting & Fuel Efficient Vehicles	2			Project will provide preferred parking for low-emitting and fuel efficient vehicles for 5% of the total vehicle parking capacity and 1 designated carpool drop-off area for low-emitting and fuel efficient vehicles. (48 x .05 = 2.4) 3 preferred parking spaces will be provided. Carpool Drop Off will be coordinated with the owner, but recommend curb instead of in lot, to meet LEED Ref Guide intent about hindering traffic.
2	0	0	Credit 4.4	Alternative Transportation, Parking Capacity	2			Option 3 - No New Parking. Project showing a net loss of 4 spaces (from 58 to 54 total, incl spaces on concrete new trash enclosure) This meets criteria of No New Parking on site.
0	0	1	Credit 5.1	Site Development, Protect or Restore Habitat	1			
1	0	0	Credit 5.2	Site Development, Maximize Open Space	1			Project complies under Case 3 Since this site is expected to achieve SSc2, can include pedestrian oriented hardscape, as long as 25% of the total open space is vegetated. Total Area: 116,959 square feet Building: 10,668 square feet (9%) Open Space-Non-Building: 106,292 square feet (91% of total) Vehicular: 24,196 square feet (23% of Open Space) Pedestrian: 45,534 square feet (43% of Open Space) Landscape: 36,562 square feet (34% of Open Space) Since SSc2 is to be achieved, this credit is eligible for exemplary performance. Actual pedestrian oriented space + vegetated open space = 82,096 SF, which is 70% of the total site. 44% of this area is vegetated, meeting the requirements for greater than 25%.
1	0	0	Credit 6.1	Stormwater Design, Quantity Control	1			40% stormwater reduction from existing conditions (removal of existing asphalt). Min to reach credit = 25%
1	0	0	Credit 6.2	Stormwater Design, Quality Control	1			Option 1 strategy: the entire site stormwater will pass through the aggregate below the turf field and will be treated for TSS removal
0	0	1	Credit 7.1	Heat Island Effect, Non-Roof	1			
1	0	0	Credit 7.2	Heat Island Effect, Roof	1			Option 1: roofing materials with SRI equal to or greater than (low sloped roof) 78. Specification section 07 52 00 requires submittals for product data to comply with solar reflectance index under "Performance Requirements"
1	0	0	Credit 8	Light Pollution Reduction	1			No new exterior lighting except over doorways. E2.1 shows exterior lighting on east and west sides of the annex. See site photometric plan E51.5PID to confirm.
0	0	1	Credit 9	Site Master Plan	1			
0	0	1	Credit 10	Joint Use of Facilities	1			
6	0	5		Water Efficiency	11			
Y			Prereq 1	Water Use Reduction—20% Reduction				Fixtures described in plumbing schedule on P4.5 and in Spec section 22 40 00 meet baseline reductions for low-flow lavs, HET and pint urinals.
4	0	0	Credit 1	Water Efficient Landscaping	2 to 4			No irrigation on site
			4	Reduce by 50%	4			
			2	No Potable Use or No Irrigation	2			
0	0	2	Credit 2	Innovative Wastewater Technologies	2			
2	0	2	Credit 3	Water Use Reduction	2 to 4			Specification section 22 40 00 requires flow rates for fixtures in aggregate 30% below baseline as established in LEED 2009. P4.5 Plumbing Schedule shows low-flow lavs, and HET and pint urinals.
			30 % Reduction		2			
			35% Reduction		3			
			40% Reduction		4			
0	0	1	Credit 4	Process Water Use Reduction	1			
10	0	25		Energy & Atmosphere	33			
Y			Prereq 1	Fundamental Commissioning of the Building Energy Systems	Required			Commissioning agent: Primera. PBC has confirmed Primera involvement and CAx specs provided. Contractor to provide schedule integrating commissioning requirements
Y			Prereq 2	Minimum Energy Performance	Required			See energy model analysis by ECR - states current energy model showing at 24% reduction from baseline.
			Prereq 3	Fundamental Refrigerant Management	Required			Zero use of chlorofluorocarbon (CFC)-based refrigerants in new base building heating, ventilating, air conditioning and refrigeration (HVAC&R) systems. For existing base building HVAC equipment, complete a comprehensive CFC phase-out conversion prior to project completion. Refrigerant schedule on M7.1 supports. Refrigerant weight, schedule, and specs have been provided
7	0	14	Credit 1	Optimize Energy Performance	1 to 19			See energy model analysis by ECR - states current energy model showing at 24% reduction from baseline.
				Improve by 12% for New Buildings or 8% for Existing Building Renovations	1			
				Improve by 14% for New Buildings or 10% for Existing Building Renovations	2			
				Improve by 16% for New Buildings or 12% for Existing Building Renovations	3			
				Improve by 18% for New Buildings or 14% for Existing Building Renovations	4			
				Improve by 20% for New Buildings or 16% for Existing Building Renovations	5			
				Improve by 22% for New Buildings or 18% for Existing Building Renovations	6			
				Improve by 24% for New Buildings or 20% for Existing Building Renovations	7			
0	0	7	Credit 2	On-Site Renewable Energy	1 to 7			

LEED 2009 for Schools
LEED Project Plan
Esmond Elementary School Annex
Project No. 05125
LEED Registration #:
Green Permit Tier target: Benefit Tier II
Green Menu Item(s): Energy Efficiency, LEED Silver

Yes	?	No	Credit	Description	Points	Decision By	Code / ordinance Requires?	Strategy to Achieve Credit - Project-Specific Narrative (How will prerequisite or credit requirements be met by this specific project? Where are design or requirements shown or described in design documents; what have calculations shown about achievability; What has site or project research shown, and where in the design documents can that information be found?)
2	0	0	Credit 3	Enhanced Commissioning	2			PBC has confirmed commissioning agent has conducted a design review and back-checked review comments. Comments have been provided at milestone reviews.
0	0	1	Credit 4	Enhanced Refrigerant Management	1			
1	0	1	Credit 5	Measurement and Verification	1			Project team has agreed to use 3rd party reporting for whole building energy use, ie: Energy Star Portfolio Manager, 1 point. CPS will use Portfolio Manager regardless.
0	0	2	Credit 6	Green Power	2			
7	0	6		Materials & Resources	13			
Y			Prereq 1	Storage & Collection of Recyclables	Required			Architectural site plan shows over 200 SF. Narrative has been coordinated explaining refuse and recycling pick up, developed in conjunction with Owner
0	0	2	Credit 1.1	Building Reuse—Maintain Existing Walls, Floors, and Roof	1 to 2			
				Reuse 75%	1			
				Reuse 95%	2			
0	0	1	Credit 1.2	Building Reuse—Maintain 50% of Interior Non-Structural Elements	1			
2	0	0	Credit 2	Construction Waste Management	1 to 2			Specification section 01 52 40 requires a Waste Management Plan, progress reports, calculations, submittals, and records
				50% Recycled or Salvaged	1			
2				75% Recycled or Salvaged	2			Required specification section 01 35 63 is provided. Only site work prior to beginning of construction was directional boring associated with ComEd work. No refuse disposal. Refer to spec section 31 23 18.14 to waste disposal spec section.
0	0	2	Credit 3	Materials Reuse	1 to 2			
				5% Reuse	1			
				10% Reuse	2			
2	0	0	Credit 4	Recycled Content	1 to 2			Each material specification section has MR requirements under LEED Submittals, typical for Divisions 3 through 32
				10% (post-consumer + ½ pre-consumer)	1			
				20% (post-consumer + ½ pre-consumer)	2			
2	0	0	Credit 5	Regional Materials	1 to 2			Each material specification section has MR requirements under LEED Submittals, typical for Divisions 3 through 32
				10% Extracted, Processed & Manufactured Regionally	1			
				20% Extracted, Processed & Manufactured Regionally	2			Each material specification section has MR requirements under LEED Submittals, typical for Divisions 3 through 32. Specification 01 35 66.1 states that 20% required and 30% goal. LEED submittals required to document are required by many of the required tech spec sections with significant contribution (in Div 2-10, 22 and 26. ie: Steel spec sections require 90% plus of recycled content.
0	0	1	Credit 6	Rapidly Renewable Materials	1			
1	0	0	Credit 7	Certified Wood	1			Specification 01 35 60.1 states at least 50% required. Individual technical specification sections Division 6 specifically state there are submittal requirements for LEED for FSC wood.
11	0	8		Indoor Environmental Quality	15			
			Prereq 1	Minimum IAQ Performance	Required			LEED form calculation provided to demonstrate compliance with ASHRAE 62.1 ventilation rate procedure. Chicago code minimum ventilation rate and rates calculated based on building loads exceed ASHRAE 62.1.
			Prereq 2	Environmental Tobacco Smoke (ETS) Control	Required			Refer to architectural site plan AS.1 for signage locations and AS.2 for signage type. Contractor to refer to Owner for exact signage type and review locations with architect prior to installation
			Prereq 3	Minimum Acoustical Performance	Required			Acoustical consultant has been engaged - report has been provided, recommendations of acoustical consultant were integrated into the design
0	0	1	Credit 1	Outdoor Air Delivery Monitoring	1			
0	0	1	Credit 2	Increased Ventilation	1			
1	0	0	Credit 3.1	Construction IAQ Management Plan, During Construction	1			Spec section 01 35 60.1 requires submittal of a IAQ management plan, narrative descriptions, and product data for filtration media, as well as other product data submittals. Contractor needs to develop, implement and document the Plan.
1	0	0	Credit 3.2	Construction IAQ Management Plan, Before Occupancy	1			Specification section 01 35 60.1 requires submittal of a IAQ management plan, narrative descriptions, and product data for filtration media, as well as other product data submittals. Allows the 3 options which are acceptable to LEED. Contractor needs to develop, implement and document the Plan. ECR should plan to provide calcs for flushout duration, based on actual equipment.
4	0	0	Credit 4	Low-Emitting Materials	1 to 4			Each material specification section has IEQ requirements under LEED Submittals, typical for Divisions 3 through 32. Spec section 01 35 60.1 requires, and provide overarching requirements under LEED for Schools and alt compliance path - VOC's.
			1	4.1 - Adhesives & Sealants	1			
			1	4.2 - Paints & Coatings	1			
			1	4.3 - Flooring Systems	1			
			1	4.4 - Composite Wood & Agrifiber Products	1			
			1	4.5 - Furniture & Furnishings	1			
			1	4.6 - Ceiling & Wall Systems	1			
0	0	1	Credit 5	Indoor Chemical & Pollutant Source Control	1			
1	0	0	Credit 6.1	Controllability of Systems, Lighting	1			Lighting controls to comply with 2015 IECC code: all classrooms have been provided with occupancy sensors, day light harvesting and multi switched dimmable zones, general areas such as corridors, toilets, library, dining room, kitchen are controlled based on time schedule via programmable automatic lighting relay panels with overwrite control switches located in designated areas.
1	0	0	Credit 6.2	Controllability of Systems, Thermal Comfort	1			Specification section 23 09 26 requires capability for users to adjust temperature levels. Individual controls have been provided in all spaces that require it. Mechanical piping drawings show a thermostat in each classroom, and in dining and library, and in lunchroom office.
1	0	0	Credit 7.1	Thermal Comfort, Design	1			Design complies with ASHRAE 55-2004 comfort criteria. Refer to LEED narrative and tables.
0	0	1	Credit 7.2	Thermal Comfort, Verification	1			
1	0	2	Credit 8.1	Daylight & Views, Daylight 75% of Spaces	1 to 3			Refer to Insight 360 report - 83% passing for 9am, 87% passing for 3pm
			1	75% of classrooms (required for either points below)	1			
				90% of classrooms	1			
				75% of other spaces	1			

LEED 2009 for Schools
LEED Project Plan
Esmond Elementary School Annex
Project No. 05125
LEED Registration #:
Green Permit Tier target: Benefit Tier II
Green Menu Item(s): Energy Efficiency, LEED Silver

Yes	?	No	Credit	Description	Points	Decision By	Code / ordinance Requires?	Strategy to Achieve Credit - Project-Specific Narrative (How will prerequisite or credit requirements be met by this specific project? Where are design or requirements shown or described in design documents; what have calculations shown about achievability; What has site or project research shown, and where in the design documents can that information be found?)
1	0	0	Credit 8.2	Daylight & Views - Views	1			Project will use +1 credit substitution - Quality Views. Project analysis indicates floor plan provides for a direct line of sight to the outdoor environment for Building occupants at 75% of the regularly occupied floor area and these views comply with view types 2 and 4. See attached IEQc8.2 diagram
0	0	1	Credit 9	Enhanced Acoustical Performance	1			
0	0	1	Credit 10	Mold Prevention	1			
5	0	1		Innovation & Design Process	6			
1	0	0	Credit 1.1	Innovation in Design: Exemplary Connectivity/Transit Access	1			Project research indicates that this site meets Option 1 or 2 or 3. Project main entry is 0.3 miles from 111th St. - Morgan Park Metra stop and less than 0.25 miles from seven separate bus stops serving two lines (111&112). Qualifies for exemplary credit since two or more compliance pathways are served.
1	0	0	Credit 1.2	Innovation in Design: Maximize Open Space	1			Project complies under Case 3 Since this site is expected to achieve SSc2, can include pedestrian oriented hardscape, as long as 25% of the total open space is vegetated. Total Area: 116,959 square feet Building: 10,668 square feet (9%) Open Space-Non-Building: 106,292 square feet (91% of total) Vehicular: 24,196 square feet (23% of Open Space) Pedestrian: 45,534 square feet (43% of Open Space) Landscape: 36,562 square feet (34% of Open Space) Since SSc2 is to be achieved, this credit is eligible for exemplary performance. Actual pedestrian oriented space + vegetated open space = 82,096 SF, which is 70% of the total site. 44% of this area is vegetated, meeting the requirements for greater than 25%.
1	0	0	Credit 1.3	Innovation in Design: Recycled Content	1			Each material specification section has MR requirements under LEED Submittals, typical for Divisions 3 through 32.
1	0	0	Credit 1.4	Innovation in Design: Low Mercury Lamping	1			All lighting is project is LED
1	0	0	Credit 2	LEED® Accredited Professional	1			LEED Consultant - L Johnson, Legal Architects
0	0	1	Credit 3	School As A Teaching Tool	1			
4	0	0		Regional Priority	4			
1	0	0	Credit 1.1	Regional Priority: SSc2	1			Option 2 – Community connectivity. Site is previously developed Site is within a ½ mile of a residential neighborhood with an average density of 10 units per acre net Site is within ½ mile of 10 basic services
1	0	0	Credit 1.2	Regional Priority: SSc4.1	1			Project research indicates that this site meets Option 1 or 2 or 3. Project main entry is 0.3 miles from 111th St. - Morgan Park Metra stop and less than 0.25 miles from seven separate bus stops serving two lines (111&112).
1	0	0	Credit 1.3	Regional Priority: SSc4.2	1			Project will provide preferred parking for low-emitting and fuel efficient vehicles for 5% of the total vehicle parking capacity and 1 designated carpool drop-off area for low-emitting and fuel efficient vehicles. (48 x .05 = 2.4) 3 preferred parking spaces will be provided. Carpool Drop Off will be coordinated with the owner, but recommend curb instead of in lot, to meet LEED Ref Guide intent about hindering traffic.
1	0	0	Credit 1.4	Regional Priority: SSc6.1	1			40% stormwater reduction from existing conditions (removal of existing asphalt). Min to reach credit = 25%
Yes	?	No						
61	0	51		Project Totals (pre-certification estimates)	110 Possible Points			

Certified 40 to 49 points Silver 50 to 59 points Gold 60 to 79 points Platinum 80 to 110

IFB

GREEN PERMIT SUBMITTAL REQUIREMENTS
PBC CPS – Esmond Elementary School

Issued For Bidding
October 26, 2017
USGBC Project Registration Number: 1000087948

Green Permit Narrative:
The approach to the Green Permit process will be to fulfill the requirements for Benefit Tier II, and the project is categorized as a "Community Centers and Schools" Project Type. The project is tracking enough credits to reach LEED Silver, and the project will also be earning more than 4 points under EAc1, which fulfills the requirements for an additional menu item under "Exceptional Energy Performance". Refer to the Energy Model report in this document for additional information. See subsequent credit calculations for additional information.

DOB Green Permit Requirements

PROJECT TYPE	BENEFIT TIER I	BENEFIT TIER II
	Expedited permit[2] (goal <30 days)	*Expedited permit[2] (goal <30 business days) Partial permit fee waiver, up to $25,000*
RESIDENTIAL		
Market Rate Single Building (<10 units)	Not applicable	Chicago Green Homes★★ + 2 Menu Items
Market Rate Multiple Buildings (<10 units/building)	Not applicable	Chicago Green Homes★★ + 3 Menu Items
20% Affordable Multiple Buildings (<10 units/building)	Not applicable	Chicago Green Homes★★ + 2 Menu Items
Market Rate Multifamily, under 80 ft. (including hotels)	LEED Certified[1] + 2 Menu Items	LEED Silver[1] + 2 Menu Items
Market Rate Multifamily, over 80 ft. (including hotels)	LEED Silver[1] + 1 Menu Items	LEED Silver[1] + 2 Menu Items
20% Affordable Multifamily	Chicago Green Homes★★ + 2 Menu Items	Chicago Green Homes★★ + 2 Menu Items
INSTITUTIONAL		
Hospitals	LEED Certified[1] + 2 Menu Items	LEED Silver[1] + 2 Menu Items
Community Centers and Schools	LEED Certified[1] + 1 Menu Item	LEED Silver[1] + 1 Menu Item
INDUSTRIAL	Not applicable	LEED Certified[1] + EnergyStar Roof + 1 Menu Item
COMMERCIAL		
Retail over 10,000 square feet (footprint)	LEED Silver + EnergyStar Roof + 1 Menu Item	LEED Silver[1] + 25% Green Roof + 2 Menu Items
Retail under 10,000 square feet (footprint)	LEED Certified[1] + 1 Menu Item	LEED Silver[1] + 1 Menu Item
Office over 80 feet	LEED Silver + 50% Green Roof + 1 Menu Item	LEED Silver[1] + 75% Green Roof + 2 Menu Items
Office under 80 feet	LEED Certified[1] + 2 Menu Item	LEED Silver[1] + 2 Menu Item

[1] Applicant must contact DCAE at beginning of construction documents phase to fully benefit from expedited permit services.
[2] All LEED projects must earn a minimum of 2 points under Energy and Atmosphere Credit 1: Optimize Energy Performance.
[3] Projects consisting solely of installation of a green roof or renewable energy equipment on an existing building are also eligible for the Green Permit Program.

PUBLIC BUILDING COMMISSION
Chicago Public Schools

ESMOND ELEMENTARY SCHOOL ANNEX & RENOVATIONS

1865 WEST MONTVALE AVE.
CHICAGO IL 60643

CHICAGO PUBLIC SCHOOLS
CITY OF CHICAGO, MAYOR RAHM EMANUEL

Architect of Record:
ONYX Architectural Services Inc.
ADDRESS: 750 N. FRANKLIN #207 Chicago, Illinois 60654
PHONE: 312-787-2748
FAX: 312-787-2857
WEB: www.onyxchicago.com

Design Architect:
LEGAT ARCHITECTS
SUSTAINABILITY | PERFORMANCE | DESIGN
ADDRESS: 651 W Washington Blvd. #1 Chicago, Illinois 60661
PHONE: 312.258.9595
FAX: 312.258.1555
WEB: www.legat.com

KMI Engineering
223 W. Jackson Blvd, #1010
Chicago, IL
Structural Design Engineers

Terra Engineering LTD.
225 W. Ohio St, 4th Flr
Chicago, IL
Civil Design Engineers

Dynacepts Engineering, LTD
2250 East Devon Ave. Suite 218
Des Plaines, IL
MEPFP Design Engineers

Planning Resources, Inc.
402 W. Liberty Drive
Wheaton, IL
Landscape Architects

Mackesy and Associates
321 N Clark St, #500
Chicago, IL
Food Service Design Consultant

WARNING:
ASBESTOS-CONTAINING BUILDING MATERIALS ARE OR MAY BE PRESENT IN THIS BUILDING. AN ASBESTOS-MANAGEMENT PLAN IS AVAILABLE IN THE SCHOOL FOR REVIEW UPON REQUEST. NO PERSON MAY DISTURB ASBESTOS-CONTAINING MATERIALS UNLESS THAT PERSON IS A LICENSED ASBESTOS WORKEWR OR CONDUCTS SUCH WORK IN ACCORDANCE WITH SPECIFICATIONS CONTAINED IN THE PROJECT DOCUMENTS AND IN COMPLIANCE WITH ILLINOIS DEPARTMENT OF HEALTH RULES AND REGULATIONS

Issuance

MARK	DESCRIPTION	DATE
1	AOR PREVIEW	04.10.17
2	100% SD	04.24.17
3	SD TRANSFER	05.11.17
4	100% DD	06.02.17
5	60% CD	07.27.17
6	90% CD	09.07.17
7	ISSUED FOR BID	10.26.17
1	ADDENDUM NO 1	11.14.17

PBC Project Name: ESMOND ELEMENTARY SCHOOL ANNEX & RENOVATIONS
PBC Project No: 05125
ONYX Project No: 17005

Title
LEED WORKPLAN

Sheet
G1.3

1:32" = 1'-0" | 1:16" = 1'-0" | 1:8" = 1'-0" | 1:4" = 1'-0" | 1:2" = 1'-0" | 1" = 1'-0" | 1-1:2" = 1'-0" | 3" = 1'-0" | 6" = 1'-0"

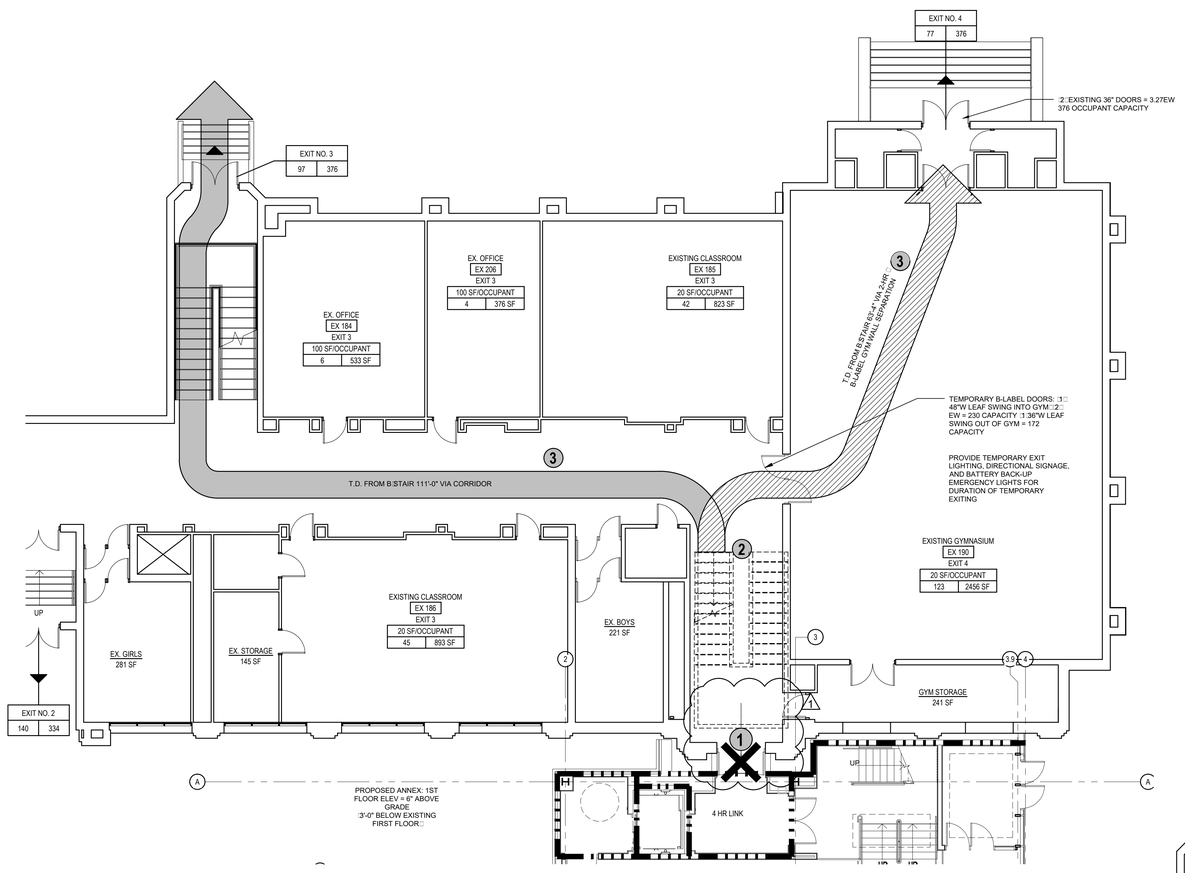

1 PARTIAL FIRST FLOOR TEMPORARY EGRESS PLAN
1:8" = 1'-0" A3.1

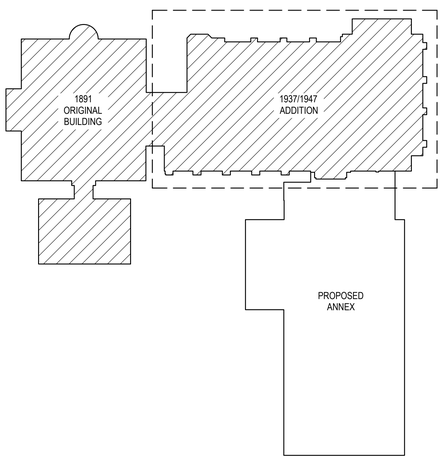

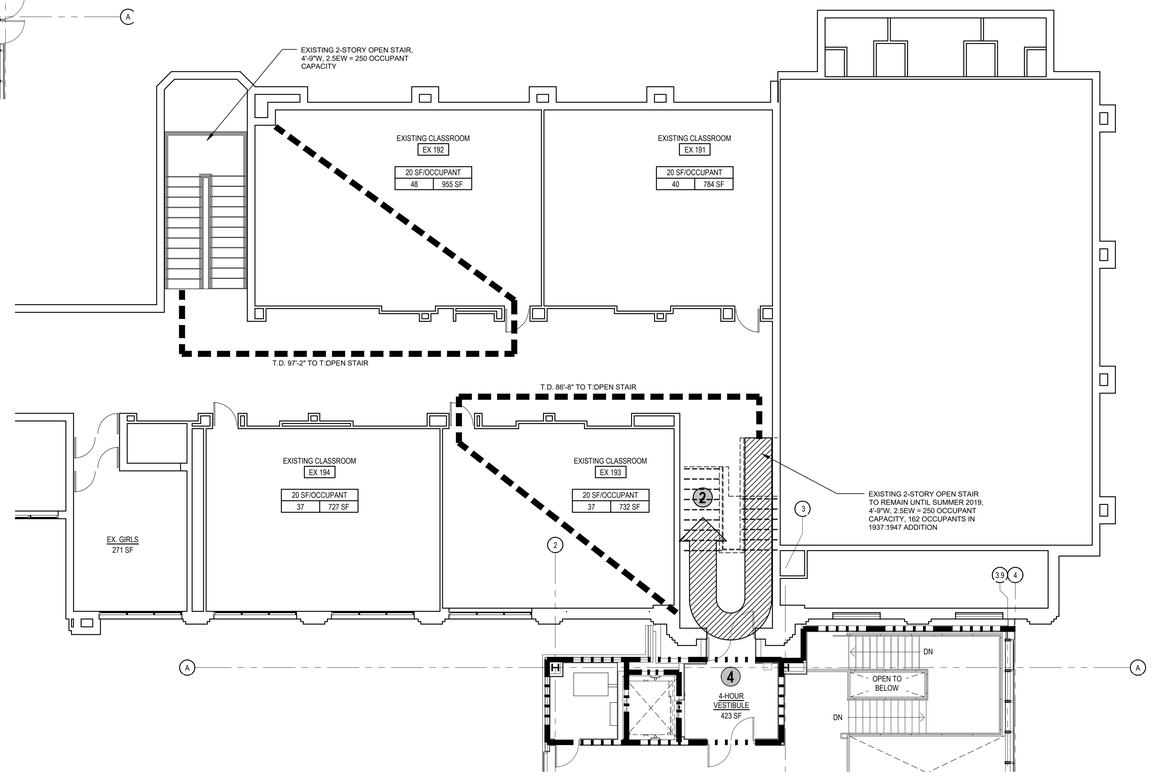

2 PARTIAL SECOND FLOOR TEMPORARY EGRESS PLAN
1:8" = 1'-0"

SAFETY REFERENCE SYMBOLS & ABBREVIATIONS

- Room name / 101 — ROOM NAME; ROOM NUMBER
- Exit — EXIT NUMBER
- XX SF/OCCUPANT — SQUARE FEET ALLOWED PER OCCUPANT
- XX | 150 SF — ACTUAL ROOM AREA; ALLOWED OCCUPANCY
- EXIT # — EXIT OR STAIR IDENTIFICATION NUMBER
- ACT | MAX — MAXIMUM OCCUPANT FOR EXIT:STAIR; ACTUAL OCCUPANT CAPACITY FOR EXIT:STAIR
- 250' — EGRESS LINE AND MAXIMUM DISTANCE
- 1 - HOUR FIREWALL
- 2 - HOUR FIREWALL
- 3 - HOUR FIREWALL
- 4 - HOUR FIREWALL
- FEC — FULLY RECESSED FIRE EXTINGUISHER CABINET
- FECB — FULLY RECESSED FIRE EXTINGUISHER CABINET WITH BLANKET
- FE — WALL MOUNTED FIRE EXTINGUISHER
- SPRAY FIREPROOFING - 1 HOUR
- SPRINKLED AREA
- AED — AUTOMATED EXTERNAL DEFIBRILLATOR
- KB — KNOX BOX
- TR — TRANSFORMER FOR ELECTRICAL SERVICE
- E — EMERGENCY ELECTRICAL SHUT OFF
- W — EMERGENCY WATER SHUT OFF
- G — EMERGENCY GAS SHUT OFF

TEMPORARY EGRESS KEY

1. CONSTRUCTION COMMENCES FALL 2017, THIS EXIT WILL BE CLOSED FOR DURATION OF CONSTRUCTION. TEMPORARY ALTERNATE EXITING ACCEPTABLE TO DEPT. OF BUILDINGS & FIRE DEPT. SHALL BE EMPLOYED.
2. EXISTING 2-STORY OPEN STAIR TO REMAIN OPERATIONAL FROM FALL 2017 THROUGH JUNE 2018 :SUMMER BREAK□; AT WHICH TIME THIS STAIR WILL BE DEMOLISHED FOR NEW SECOND FLOOR ANNEX CONNECTION.
3. REQUESTED TEMPORARY EXIT PATHS FROM EXISTING STAIR FROM FALL 2017 - JUNE 2019, TEMPORARY EXIT, DIRECTIONAL SIGNS, BATTERY OPERATED EMERGENCY LIGHT AND ANY SPECIAL PROVISIONS REQUESTED BY DEPT. OF BUILDINGS AND FIRE DEPT. WILL BE EMPLOYED.
4. COMPLETION OF NEW ANNEX CONSTRUCTION ANTICIPATED IN NOVEMBER 2018, AT WHICH TIME EXITING THROUGH 4-HOUR HORI□ONTAL EXIT WILL BE ACHIEVED AT THE FIRST FLOOR ONLY, TEMPORARY EXITING CAN BE TERMINATED AT THAT TIME.

TEMPORARY EXIT FOR 2ND FLOOR VIA EXISTING STAIR SHALL CONTINUE UNTIL SUMMER 2019 WHEN STAIR WILL BE REMOVED AND NEW HORI□ONTAL EXIT TO ANNEX AND ANCILLARY STAIR TO EXIST. OFFICES WILL BE CONSTRUCTED.

PROPOSED TEMPORARY EXITING PREPARED FOR CODE AUTHORITY REVIEW

MEANS OF EGRESS - NEW CONSTRUCTION

APPLICABLE CODE	□CBC□
DOOR CORRIDOR EXIT WIDTH :22"=1 UNIT EXIT WIDTH□ 1:2 EXIT WIDTH :12"=1:2 UNIT EXIT WIDTH=57 PERSONS□	115 PERSONS PER UNIT
STAIR EXIT WIDTH :22"=1 UNIT EXIT WIDTH□	100 PERSONS PER UNIT
MAX. LENGTH OF EXIT ACCESS TRAVEL	150 FEET
MAX. LENGTH OF COMMON PATH EGRESS TRAVEL	150 FEET
MAX. LENGTH OF DEAD END CORRIDORS	20 FEET
MINIMUM CORRIDOR WIDTH	60 INCHES

TEMPORARY EXITING CALCULATION

TOTAL OCCUPANT LOAD :SCHOOL□:

TOTAL OCCUPANCY FOR 100 LEVEL - 360 OCCUPANTS
TOTAL OCCUPANCY FOR 200 LEVEL - 263 OCCUPANTS

TOTAL = 623 OCCUPANTS □ 1,274 EXIT CAPACITY OF DOORS

PUBLIC BUILDING COMMISSION — Chicago Public Schools

ESMOND ELEMENTARY SCHOOL ANNEX & RENOVATIONS

1865 WEST MONTVALE AVE.
CHICAGO IL 60643

CHICAGO PUBLIC SCHOOLS
CITY OF CHICAGO, MAYOR RAHM EMANUEL

Architect of Record:
ONYX Architectural Services Inc.
ADDRESS: 750 N. FRANKLIN #207 Chicago, Illinois 60654
PHONE: 312-787-2748
FAX: 312-787-2857
WEB: www.onyxchicago.com

Design Architect:
LEGAT ARCHITECTS — SUSTAINABILITY | PERFORMANCE | DESIGN
ADDRESS: 651 W Washington Blvd. #1 Chicago, Illinois 60661
PHONE: 312.258.9595
FAX: 312.258.1555
WEB: www.legat.com

KMI Engineering
223 W. Jackson Blvd, #1010
Chicago, IL
Structural Design Engineers

Terra Engineering LTD.
225 W. Ohio St, 4th Flr
Chicago, IL
Civil Design Engineers

Dynacepts Engineering, LTD
2250 East Devon Ave. Suite 218
Des Plaines, IL
MEPFP Design Engineers

Planning Resources, Inc.
402 W. Liberty Drive
Wheaton, IL
Landscape Architects

Mackesy and Associates
321 N Clark St, #500
Chicago, IL
Food Service Design Consultant

WARNING:
ASBESTOS-CONTAINING BUILDING MATERIALS ARE OR MAY BE PRESENT IN THIS BUILDING. AN ASBESTOS-MANAGEMENT PLAN IS AVAILABLE IN THE SCHOOL FOR REVIEW UPON REQUEST. NO PERSON MAY DISTURB ASBESTOS-CONTAINING MATERIALS UNLESS THAT PERSON IS A LICENSED ASBESTOS WORKEWR OR CONDUCTS SUCH WORK IN ACCORDANCE WITH SPECIFICATIONS CONTAINED IN THE PROJECT DOCUMENTS AND IN COMPLIANCE WITH ILLINOIS DEPARTMENT OF HEALTH RULES AND REGULATIONS

Issuance

MARK	DESCRIPTION	DATE
1	AOR PREVIEW	04.10.17
2	100% SD	04.24.17
3	SD TRANSFER	05.11.17
4	100% DD	06.02.17
5	60% CD	07.27.17
6	90% CD	09.07.17
7	ISSUED FOR BID	10.26.17
1	ADDENDUM NO. 1	11.14.17

PBC Project Name: ESMOND ELEMENTARY SCHOOL ANNEX & RENOVATIONS

PBC Project No: 05125

ONYX Project No: 17005

Title

TEMPORARY EGRESS PLANS

Sheet

G4.1

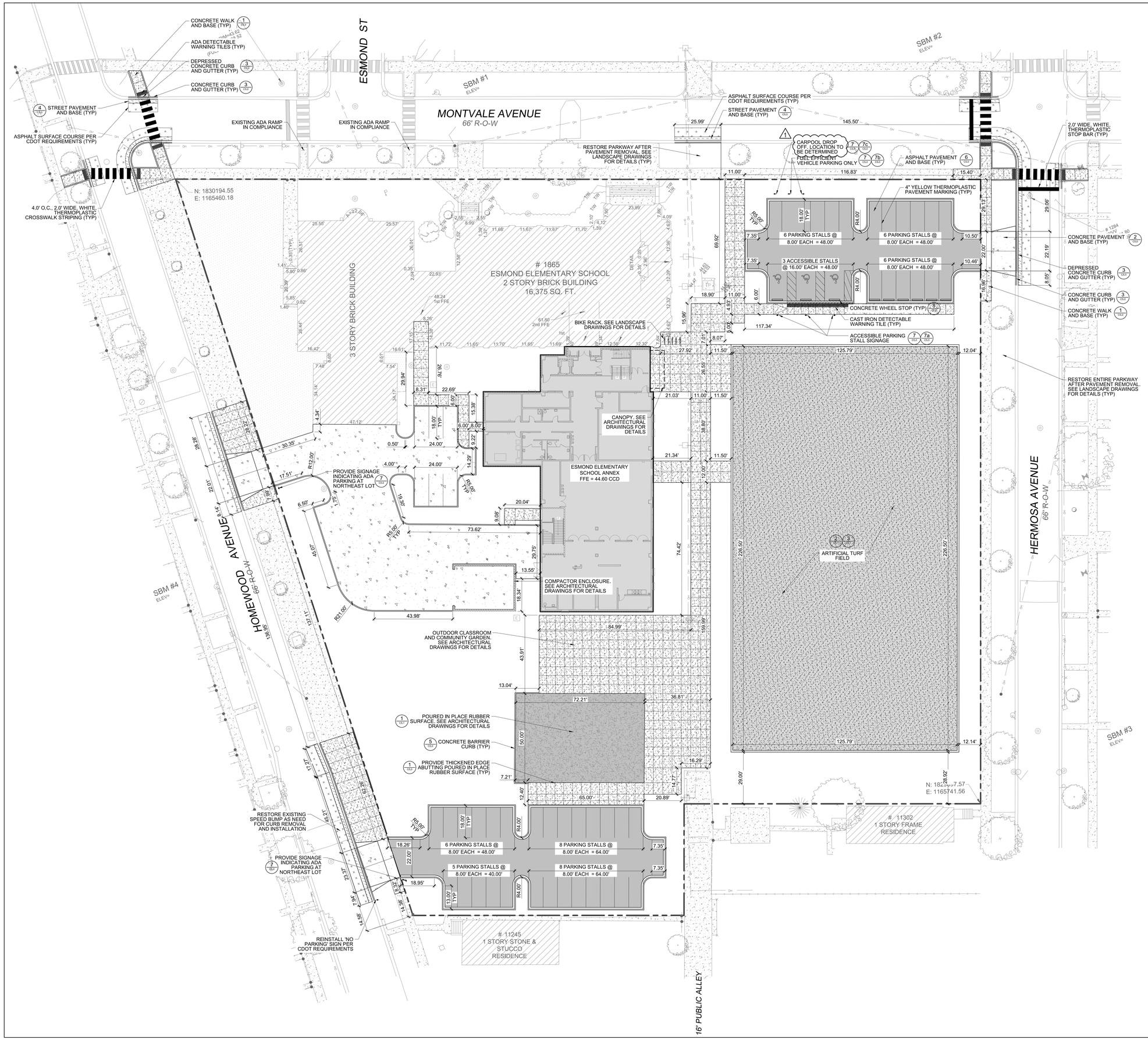

LEGEND:

- BUILDING
- CONCRETE PAVEMENT AND BASE
- CONCRETE WALK AND BASE
- ASPHALT PAVEMENT AND BASE
- STREET PAVEMENT AND BASE
- ASPHALT SURFACE COURSE
- POURED IN PLACE PLAYGROUND SURFACE
- ARTIFICIAL TURF
- CONCRETE CURB AND GUTTER
- CONCRETE BARRIER CURB
- DEPRESSED CURB

PUBLIC BUILDING COMMISSION
Chicago Public Schools

ESMOND ELEMENTARY SCHOOL ANNEX & RENOVATIONS

1865 WEST MONTVALE AVE.
CHICAGO IL 60643

CHICAGO PUBLIC SCHOOLS
CITY OF CHICAGO, MAYOR RAHM EMANUEL

Architect of Record:

ONYX Architectural Services Inc.

ADDRESS: 750 N. FRANKLIN #207
Chicago, Illinois 60654
PHONE: 312-787-2748
FAX: 312-787-2857
WEB: www.onyxchicago.com

Design Architect:

LEGAT ARCHITECTS
SUSTAINABILITY | PERFORMANCE | DESIGN

ADDRESS: 651 W Washington Blvd. #1
Chicago, Illinois 60661
PHONE: 312.258.9595
FAX: 312.258.1555
WEB: www.legat.com

KMI Engineering
223 W. Jackson Blvd, #1010
Chicago, IL
Structural Design Engineers

Terra Engineering LTD.
225 W. Ohio St, 4th Flr
Chicago, IL
Civil Design Engineers

Dynacepts, Inc.
2250 East Devon Ave. Suite 218
Des Plaines, IL
MEPFP Design Engineers

Planning Resources, Inc.
402 W. Liberty Drive
Wheaton, IL
Landscape Architects

Mackesy and Associates
321 N Clark St, #500
Chicago, IL
Food Service Design Consultant

WARNING:
ASBESTOS-CONTAINING BUILDING MATERIALS ARE OR MAY BE PRESENT IN THIS BUILDING. AN ASBESTOS-MANAGEMENT PLAN IS AVAILABLE IN THE SCHOOL FOR REVIEW UPON REQUEST. NO PERSON MAY DISTURB ASBESTOS-CONTAINING MATERIALS UNLESS THAT PERSON IS A LICENSED ASBESTOS WORKEWR OR CONDUCTS SUCH WORK IN ACCORDANCE WITH SPECIFICATIONS CONTAINED IN THE PROJECT DOCUMENTS AND IN COMPLIANCE WITH ILLINOIS DEPARTMENT OF HEALTH RULES AND REGULATIONS

Issuance

MARK	DESCRIPTION	DATE
1	100% DESIGN DEVELOPMENT	6.15.17
2	60% CD	7.27.17
3	90% CD	9.07.17
4	ISSUE FOR BID	10.26.17
5	ADDENDUM 1	11.13.17

PBC Project Name: ESMOND ELEMENTARY SCHOOL ANNEX & RENOVATIONS

PBC Contract No: PS2048B

Project No: 05125

Title

SITE DIMENSION PLAN

Sheet

C2.0

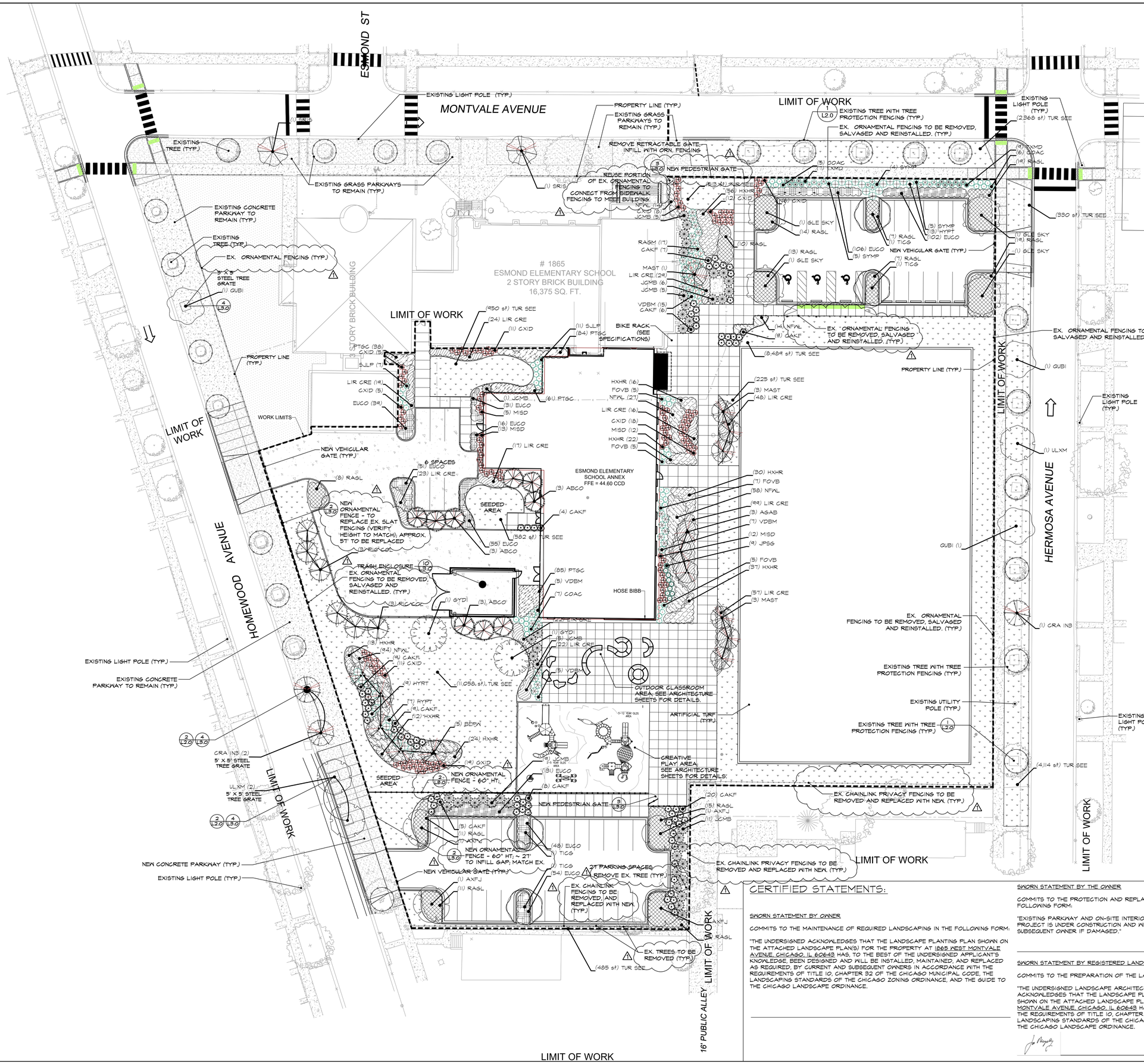

CERTIFIED STATEMENTS:

SWORN STATEMENT BY OWNER

COMMITS TO THE MAINTENANCE OF REQUIRED LANDSCAPING IN THE FOLLOWING FORM:

"THE UNDERSIGNED ACKNOWLEDGES THAT THE LANDSCAPE PLANTING PLAN SHOWN ON THE ATTACHED LANDSCAPE PLAN(S) FOR THE PROPERTY AT 1865 WEST MONTVALE AVENUE, CHICAGO, IL 60643 HAS, TO THE BEST OF THE UNDERSIGNED APPLICANTS KNOWLEDGE, BEEN DESIGNED AND WILL BE INSTALLED, MAINTAINED, AND REPLACED AS REQUIRED, BY CURRENT AND SUBSEQUENT OWNERS IN ACCORDANCE WITH THE REQUIREMENTS OF TITLE 10, CHAPTER 32 OF THE CHICAGO MUNICIPAL CODE, THE LANDSCAPING STANDARDS OF THE CHICAGO ZONING ORDINANCE, AND THE GUIDE TO THE CHICAGO LANDSCAPE ORDINANCE.

SWORN STATEMENT BY THE OWNER

COMMITS TO THE PROTECTION AND REPLACEMENT OF REQUIRED LANDSCAPING IN THE FOLLOWING FORM:

"EXISTING PARKWAY AND ON-SITE INTERIOR TREES ARE TO BE PROTECTED WHILE PROJECT IS UNDER CONSTRUCTION AND WILL BE REPLACED BY CURRENT AND SUBSEQUENT OWNER IF DAMAGED."

SWORN STATEMENT BY REGISTERED LANDSCAPE ARCHITECT

COMMITS TO THE PREPARATION OF THE LANDSCAPE PLAN IN THE FOLLOWING FORM:

"THE UNDERSIGNED LANDSCAPE ARCHITECT, REGISTERED IN THE STATE OF ILLINOIS, ACKNOWLEDGES THAT THE LANDSCAPE PLANTING PLAN AND CONSTRUCTION DETAILS SHOWN ON THE ATTACHED LANDSCAPE PLAN(S) FOR THE PROPERTY AT 1865 WEST MONTVALE AVENUE, CHICAGO, IL 60643 HAS BEEN DESIGNED IN ACCORDANCE WITH THE REQUIREMENTS OF TITLE 10, CHAPTER 32 OF THE CHICAGO MUNICIPAL CODE, THE LANDSCAPING STANDARDS OF THE CHICAGO ZONING ORDINANCE AND THE GUIDE TO THE CHICAGO LANDSCAPE ORDINANCE.

10/20/17

ESMOND ELEMENTARY SCHOOL ANNEX & RENOVATIONS

1865 WEST MONTVALE AVE.
CHICAGO IL 60643

CHICAGO PUBLIC SCHOOLS
CITY OF CHICAGO, MAYOR RAHM EMANUEL

Architect of Record:

ONYX Architectural Services Inc.

ADDRESS: 750 N. FRANKLIN #207
Chicago, Illinois 60654
PHONE: 312-787-2748
FAX: 312-787-2857
WEB: www.onyxchicago.com

Design Architect:

LEGAT ARCHITECTS
SUSTAINABILITY | PERFORMANCE | DESIGN

ADDRESS: 651 W Washington Blvd. #1
Chicago, Illinois 60661
PHONE: 312.258.9595
FAX: 312.258.1555
WEB: www.legat.com

KMI Engineering
223 W. Jackson Blvd, #1010
Chicago, IL
Structural Design Engineers

Terra Engineering LTD.
225 W. Ohio St, 4th Flr
Chicago, IL
Civil Design Engineers

Dynacepts Engineering, LTD
2250 East Devon Ave. Suite 218
Des Plaines, IL
MEPFP Design Engineers

Planning Resources, Inc.
402 W. Liberty Drive
Wheaton, IL
Landscape Architects

Mackesy and Associates
321 N Clark St, #500
Chicago, IL
Food Service Design Consultant

WARNING:
ASBESTOS-CONTAINING BUILDING MATERIALS ARE OR MAY BE PRESENT IN THIS BUILDING. AN ASBESTOS-MANAGEMENT PLAN IS AVAILABLE IN THE SCHOOL FOR REVIEW UPON REQUEST. NO PERSON MAY DISTURB ASBESTOS-CONTAINING MATERIALS UNLESS THAT PERSON IS A LICENSED ASBESTOS WORKEWR OR CONDUCTS SUCH WORK IN ACCORDANCE WITH SPECIFICATIONS CONTAINED IN THE PROJECT DOCUMENTS AND IN COMPLIANCE WITH ILLINOIS DEPARTMENT OF HEALTH RULES AND REGULATIONS

Issuance

MARK	DESCRIPTION	DATE
1	60% CD	07.27.17
2	90% CD	09.07.17
3	ISSUED FOR BID	10.26.17
1	ISSUED FOR ADDENDUM	11.13.17

PBC Project Name: ESMOND ELEMENTARY SCHOOL ANNEX & RENOVATIONS

PBC Project No: 05125

ONYX Project No: 17005

Title

OVERALL LANDSCAPE PLAN

Sheet

L1.0

NOTE:
MASONRY AND STONE MATERIAL(S), STYLE & COLOR TO MATCH ARCHITECTURAL AND/OR EXISTING BUILDING MATERIALS.

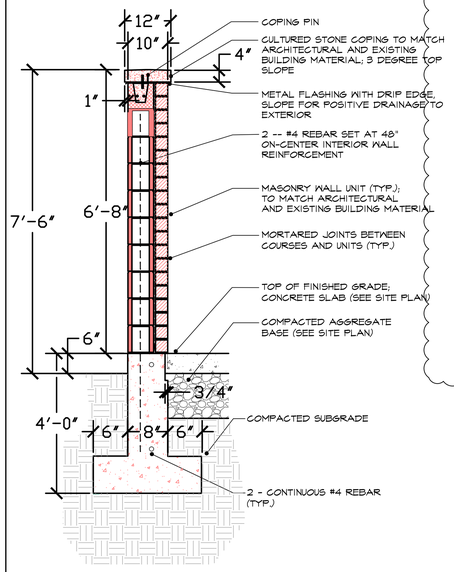

1 TRASH ENCLOSURE
NOT TO SCALE

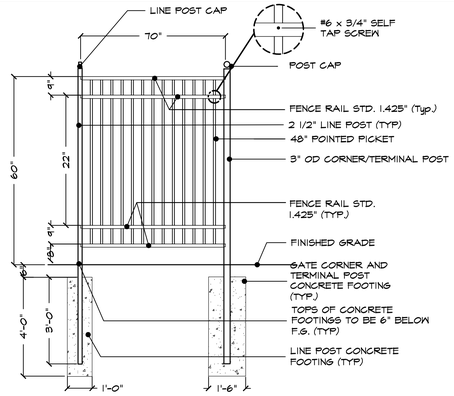

2 ORNAMENTAL FENCE
L3.0
NOT TO SCALE

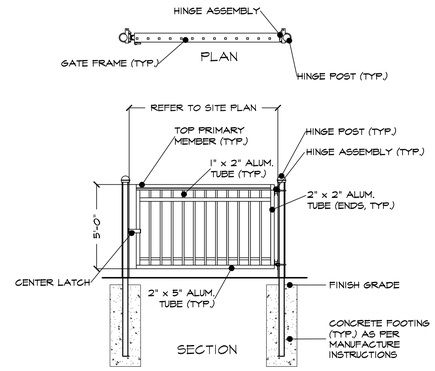

3 ORNAMENTAL GATE
L3.0
NOT TO SCALE

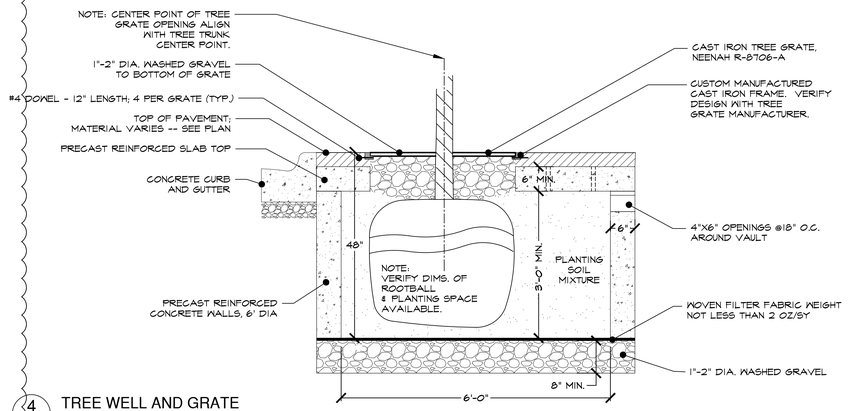

4 TREE WELL AND GRATE
L3.0
NOT TO SCALE

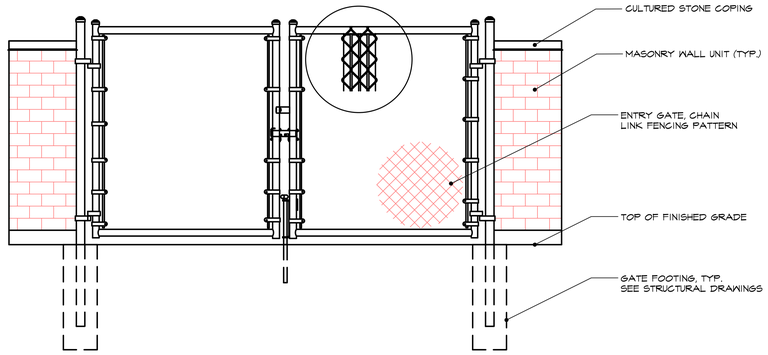

5 TRASH ENCLOSURE ENTRY GATE
1" = 1"

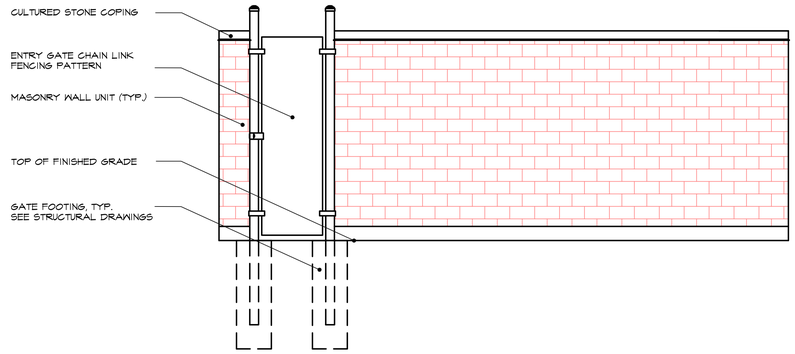

6 TRASH ENCLOSURE SIDE OPENING
1" = 1"

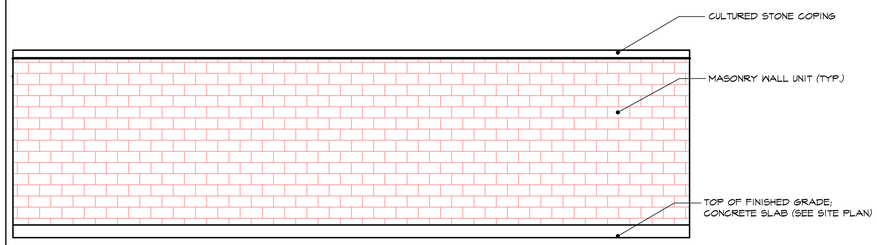

7 TRASH ENCLOSURE SIDE
NTS

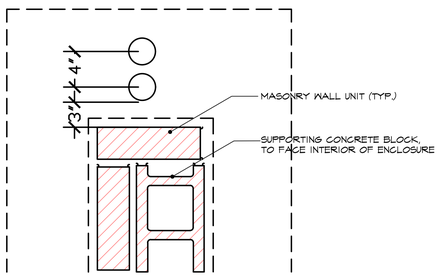

8 STONE TRASH ENCLOSURE LAYOUT
1" = 1"

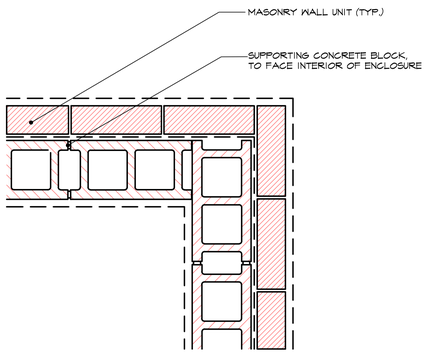

9 TRASH ENCLOSURE CORNER LAYOUT
1" = 1"

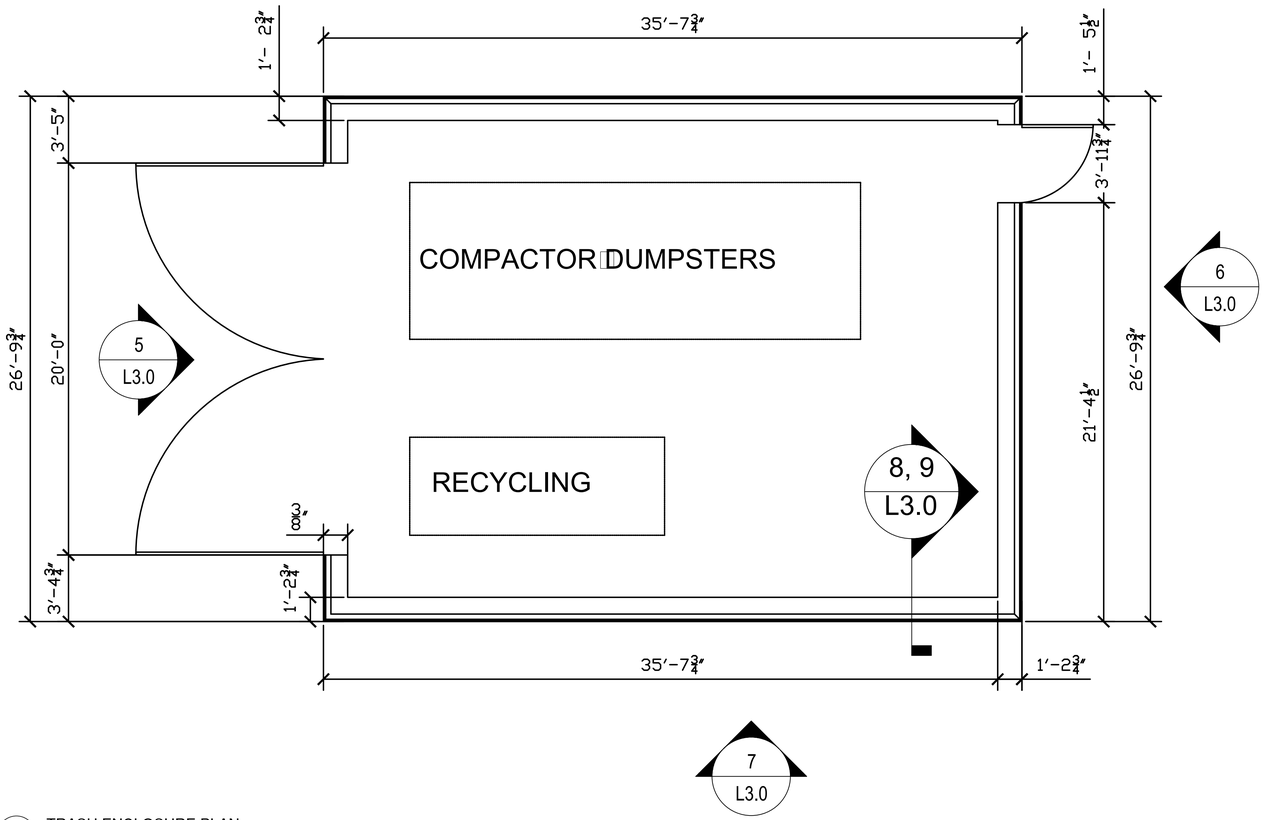

10 TRASH ENCLOSURE PLAN
1" = 1"

PUBLIC BUILDING COMMISSION
Chicago Public Schools

ESMOND ELEMENTARY SCHOOL ANNEX & RENOVATIONS

1865 WEST MONTVALE AVE.
CHICAGO IL 60643

CHICAGO PUBLIC SCHOOLS
CITY OF CHICAGO, MAYOR RAHM EMANUEL

Architect of Record:
ONYX Architectural Services Inc.
ADDRESS: 750 N. FRANKLIN #207
Chicago, Illinois 60654
PHONE: 312-787-2748
FAX: 312-787-2857
WEB: www.onyxchicago.com

Design Architect:
LEGAT ARCHITECTS
SUSTAINABILITY | PERFORMANCE | DESIGN
ADDRESS: 651 W Washington Blvd. #1
Chicago, Illinois 60661
PHONE: 312.258.9595
FAX: 312.258.1555
WEB: www.legat.com

KMI Engineering
223 W. Jackson Blvd, #1010
Chicago, IL
Structural Design Engineers

Terra Engineering LTD.
225 W. Ohio St, 4th Flr
Chicago, IL
Civil Design Engineers

Dynacepts Engineering, LTD
2250 East Devon Ave. Suite 218
Des Plaines, IL
MEPFP Design Engineers

Planning Resources, Inc.
402 W. Liberty Drive
Wheaton, IL
Landscape Architects

Mackesy and Associates
321 N Clark St, #500
Chicago, IL
Food Service Design Consultant

WARNING:
ASBESTOS-CONTAINING BUILDING MATERIALS ARE OR MAY BE PRESENT IN THIS BUILDING. AN ASBESTOS-MANAGEMENT PLAN IS AVAILABLE IN THE SCHOOL FOR REVIEW UPON REQUEST. NO PERSON MAY DISTURB ASBESTOS-CONTAINING MATERIALS UNLESS THAT PERSON IS A LICENSED ASBESTOS WORKEWR OR CONDUCTS SUCH WORK IN ACCORDANCE WITH SPECIFICATIONS CONTAINED IN THE PROJECT DOCUMENTS AND IN COMPLIANCE WITH ILLINOIS DEPARTMENT OF HEALTH RULES AND REGULATIONS

Issuance

MARK	DESCRIPTION	DATE
1	60% CD	07.27.17
2	90% CD	09.07.17
~~1~~	~~ISSUED FOR BID~~	~~10.26.17~~
1	ISSUED FOR ADDENDUM	11.13.17

PBC Project Name: ESMOND ELEMENTARY SCHOOL ANNEX & RENOVATIONS

PBC Project No: 05125

ONYX Project No: 17005

Title

HARDSCAPE DETAILS

Sheet

L3.0

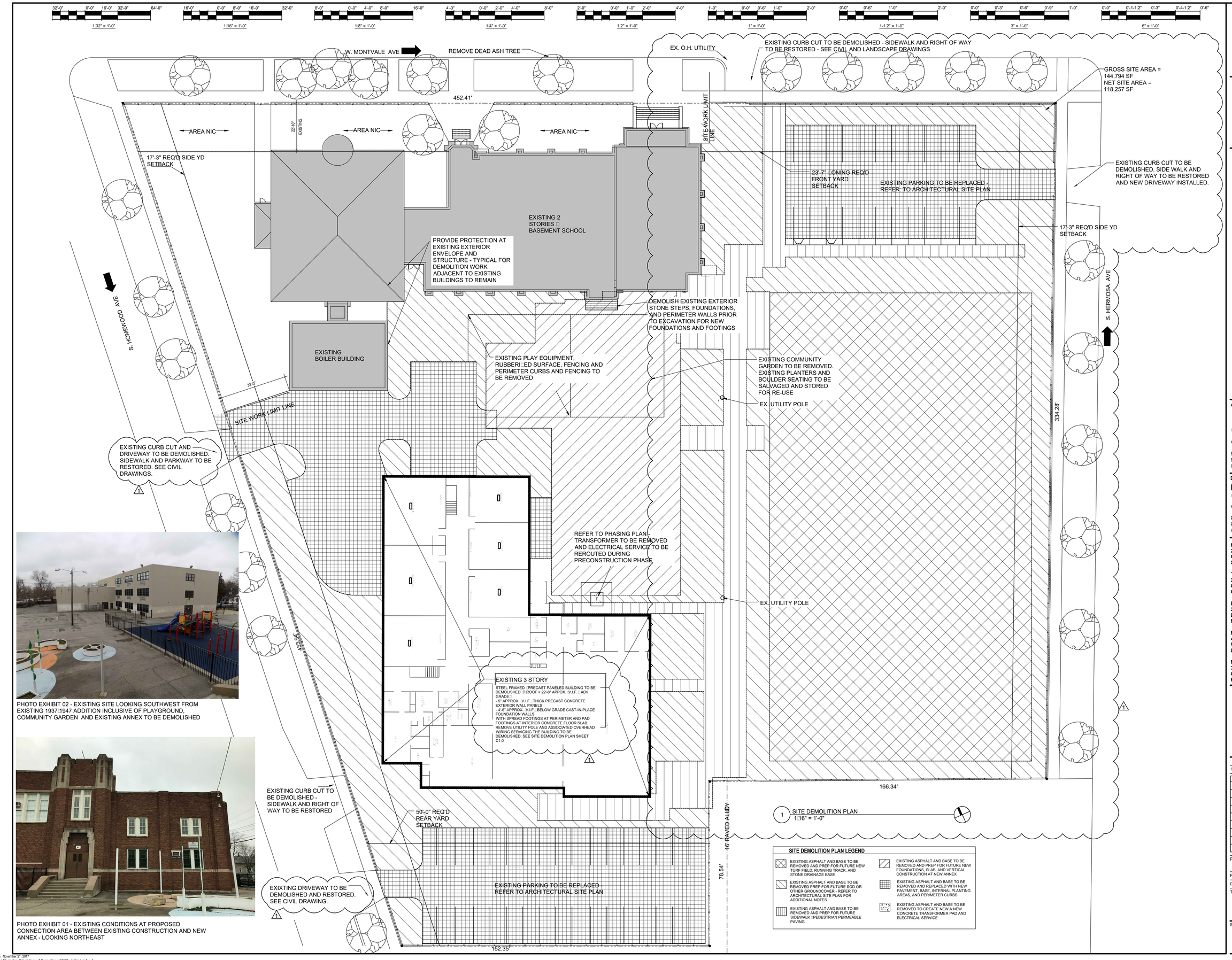

PHOTO EXHIBIT 02 - EXISTING SITE LOOKING SOUTHWEST FROM EXISTING 1937□1947 ADDITION INCLUSIVE OF PLAYGROUND, COMMUNITY GARDEN AND EXISTING ANNEX TO BE DEMOLISHED

PHOTO EXHIBIT 01 - EXISTING CONDITIONS AT PROPOSED CONNECTION AREA BETWEEN EXISTING CONSTRUCTION AND NEW ANNEX - LOOKING NORTHEAST

ESMOND ELEMENTARY SCHOOL ANNEX & RENOVATIONS

1865 WEST MONTVALE AVE.
CHICAGO IL 60643

CHICAGO PUBLIC SCHOOLS
CITY OF CHICAGO, MAYOR RAHM EMANUEL

Architect of Record:
ONYX Architectural Services Inc.
ADDRESS: 750 N. FRANKLIN #207
Chicago, Illinois 60654
PHONE: 312-787-2748
FAX: 312-787-2857
WEB: www.onyxchicago.com

Design Architect:
LEGAT ARCHITECTS
SUSTAINABILITY | PERFORMANCE | DESIGN
ADDRESS: 651 W Washington Blvd. #1
Chicago, Illinois 60661
PHONE: 312.258.9595
FAX: 312.258.1555
WEB: www.legat.com

KMI Engineering
223 W. Jackson Blvd, #1010
Chicago, IL
Structural Design Engineers

Terra Engineering LTD.
225 W. Ohio St, 4th Flr
Chicago, IL
Civil Design Engineers

Dynacepts Engineering, LTD
2250 East Devon Ave. Suite 218
Des Plaines, IL
MEPFP Design Engineers

Planning Resources, Inc.
402 W. Liberty Drive
Wheaton, IL
Landscape Architects

Mackesy and Associates
321 N Clark St, #500
Chicago, IL
Food Service Design Consultant

WARNING:
ASBESTOS-CONTAINING BUILDING MATERIALS ARE OR MAY BE PRESENT IN THIS BUILDING. AN ASBESTOS-MANAGEMENT PLAN IS AVAILABLE IN THE SCHOOL FOR REVIEW UPON REQUEST. NO PERSON MAY DISTURB ASBESTOS-CONTAINING MATERIALS UNLESS THAT PERSON IS A LICENSED ASBESTOS WORKEWR OR CONDUCTS SUCH WORK IN ACCORDANCE WITH SPECIFICATIONS CONTAINED IN THE PROJECT DOCUMENTS AND IN COMPLIANCE WITH ILLINOIS DEPARTMENT OF HEALTH RULES AND REGULATIONS

Issuance

MARK	DESCRIPTION	DATE
1	AOR PREVIEW	04.10.17
2	100% SD	04.24.17
3	SD TRANSFER	05.11.17
4	100% DD	06.02.17
5	60% CD	07.27.17
6	90% CD	09.07.17
7	ISSUED FOR BID	10.26.17
1	ADDENDUM NO. 1	11.14.17

PBC Project Name: ESMOND ELEMENTARY SCHOOL ANNEX & RENOVATIONS

PBC Project No: 05125

ONYX Project No: 17005

Title

ARCHITECTURAL SITE DEMOLITION PLAN

Sheet

AS.0

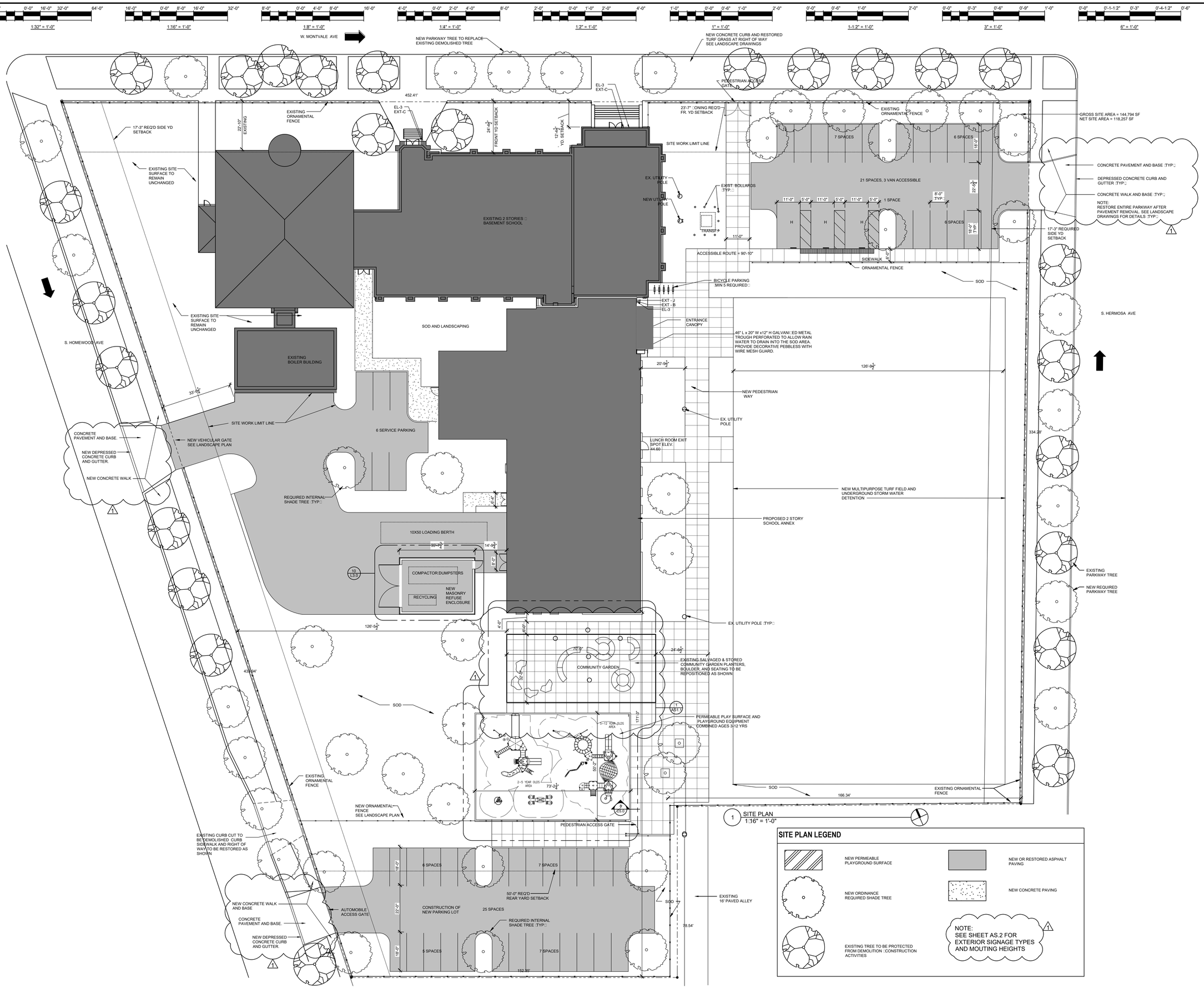

ESMOND ELEMENTARY SCHOOL ANNEX & RENOVATIONS

1865 WEST MONTVALE AVE.
CHICAGO IL 60643

CHICAGO PUBLIC SCHOOLS
CITY OF CHICAGO, MAYOR RAHM EMANUEL

Architect of Record:

ONYX Architectural Services Inc.

ADDRESS: 750 N. FRANKLIN #207
Chicago, Illinois 60654
PHONE: 312-787-2748
FAX: 312-787-2857
WEB: www.onyxchicago.com

Design Architect:

LEGAT ARCHITECTS
SUSTAINABILITY | PERFORMANCE | DESIGN

ADDRESS: 651 W Washington Blvd. #1
Chicago, Illinois 60661
PHONE: 312.258.9595
FAX: 312.258.1555
WEB: www.legat.com

KMI Engineering
223 W. Jackson Blvd, #1010
Chicago, IL
Structural Design Engineers

Terra Engineering LTD.
225 W. Ohio St, 4th Flr
Chicago, IL
Civil Design Engineers

Dynacepts Engineering, LTD
2250 East Devon Ave. Suite 218
Des Plaines, IL
MEPFP Design Engineers

Planning Resources, Inc.
402 W. Liberty Drive
Wheaton, IL
Landscape Architects

Mackesy and Associates
321 N Clark St, #500
Chicago, IL
Food Service Design Consultant

WARNING:
ASBESTOS-CONTAINING BUILDING MATERIALS ARE OR MAY BE PRESENT IN THIS BUILDING. AN ASBESTOS-MANAGEMENT PLAN IS AVAILABLE IN THE SCHOOL FOR REVIEW UPON REQUEST. NO PERSON MAY DISTURB ASBESTOS-CONTAINING MATERIALS UNLESS THAT PERSON IS A LICENSED ASBESTOS WORKEWR OR CONDUCTS SUCH WORK IN ACCORDANCE WITH SPECIFICATIONS CONTAINED IN THE PROJECT DOCUMENTS AND IN COMPLIANCE WITH ILLINOIS DEPARTMENT OF HEALTH RULES AND REGULATIONS

Issuance

MARK	DESCRIPTION	DATE
1	AOR PREVIEW	04.10.17
2	100% SD	04.24.17
3	SD TRANSFER	05.11.17
4	100% DD	06.02.17
5	60% CD	07.27.17
6	90% CD	09.07.17
7	ISSUED FOR BID	10.26.17
1	ADDENDUM NO. 1	11.14.17

PBC Project Name: ESMOND ELEMENTARY SCHOOL ANNEX & RENOVATIONS

PBC Project No: 05125

ONYX Project No: 17005

Title

ARCHITECTURAL SITE PLAN

Sheet

AS.1

1:32" = 1'-0" | 1:16" = 1'-0" | 1:8" = 1'-0" | 1:4" = 1'-0" | 1:2" = 1'-0" | 1" = 1'-0" | 1-1:2" = 1'-0" | 3" = 1'-0" | 6" = 1'-0"

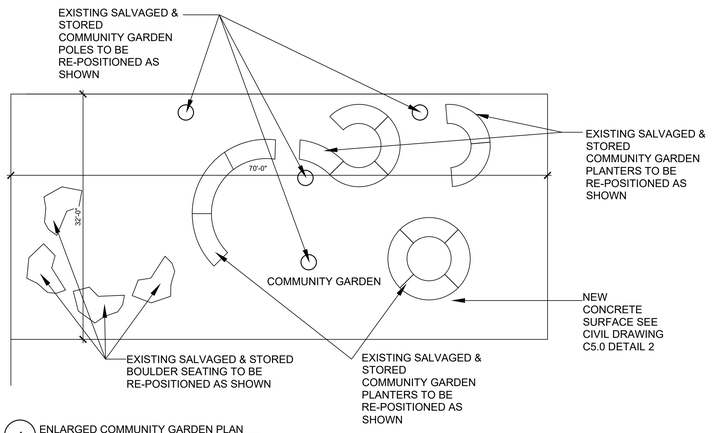

1 ENLARGED COMMUNITY GARDEN PLAN
1:8" = 1'-0"

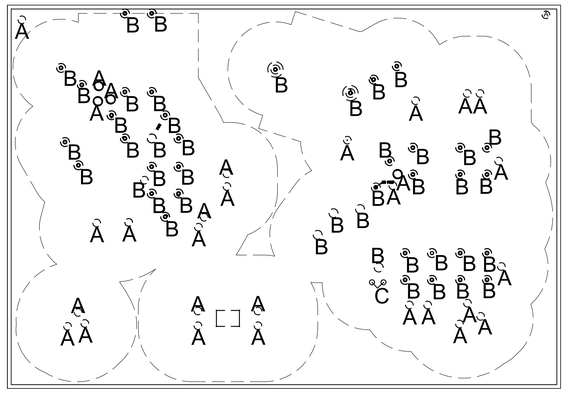

2 ENLARGED PLAYSTRUCTURE - FOOTING PLAN
1:8" = 1'-0"

PLAY STRUCTURE MATERIALS

2-5 YEAR OLD MODULAR

SYM.	QTY	NO.	DESCRIPTION
A1	1	123331B	Dou□le Slide 48" D□DB
A2	1	124863C	SlideWinder2 48" D□DB 1 Straight 1 Right
A3	1	152907C	Dec□Lin□w□Barriers Steel end □anels 3 Ste□s
A4	1	122914A	Loo□Arch 48" D□DB
A5	1	153076A	Mini Summit Clim□er 48" D□DB
A6	1	139782A	2"Hori□ontal Ladder 4-5 Years Conn Between Dec□s
A7	1	141887A	Access□Landing Assem□ly Seat Barrier Le□t 8"D□
A8	1	120325A	Ram□Berm Exit Plate Concrete Wall
A9	1	156232A	Ram□w□Guardrails w□Cur□s Meets ASTM
A10	1	191031A	Accessi□le Panel Cur□
A11	3	127953A	Handhold Panel Set
A12	1	127439A	Navigator Reach Panel A□ove Dec□
A13	1	166809A	E-Pod Seat
A14	1	120901A	Gra□Bar
A15	1	111357D	Turning Bar Steel DB
A16	1	179594A	Vi□e Roo□
A17	1	178710A	Hexagon Tenderdec□
A18	1	121948A	Kic□Plate 8"Rise
A19	1	111228A	S□uare Tenderdec□
A20	1	111231A	Triangular Tenderdec□
A21	1	119646A	Tri-Dec□Extension
A22	6	111404S	100"Steel Post DB
A23	3	111404P	124"Steel Post DB
A24	2	179595R	180"Steel Post For Vi□e Roo□DB
A25	2	111404V	76"Steel Post DB
A26	2	111404U	84"Steel Post DB
A27	2	111404T	92"Steel Post DB
A28	1	120711A	Pod Clim□er 16" DB
A29	2	120710A	Pod Clim□er 8" DB
A30	1	182503A	Welcome Sign □LSI Provided□Ages 2-5 years DB

PLAY STRUCTURE MATERIALS

5-12 YEAR OLD MODULAR

SYM.	QTY	NO.	DESCRIPTION
B1	1	130390A	Dou□le Swoosh Slide 64"D□DB
B2	1	148426A	Fire□ole Perm Handholds 40"D□DB
B3	1	222708A	WhooshWinder Slide 72"D□DB
B4	1	148432B	Cor□screw Perm Handholds 64"D□DB
B5	1	152907C	Dec□Lin□w□Barriers Steel end □anels 3 Ste□s
B6	1	204176A	Flex Clim□er w□Permalene Handhold 8" Dec□Di□att to 72"D□
B7	1	156915A	Pod Clim□er 16"D□DB Right Mounted Handhold
B8	1	122915A	Single Wave Clim□er 48"D□Di□erence
B9	1	176079A	Sun□eam Clim□er
B10	1	142891A	2"Circular Hori□ontal Ladder DB
B11	1	116244B	Pi□e Barrier w□Wheel A□ove Dec□
B12	1	193176A	Boogie Board DB Only
B13	1	111357C	Chinning Bar Steel DB
B14	1	166809A	E-Pod Seat
B15	2	179594A	Vi□e Roo□
B16	1	152911B	Curved Trans□er Module Right 40"D□DB
B17	6	111228A	S□uare Tenderdec□
B18	2	111231A	Triangular Tenderdec□
B19	1	111404R	108"Steel Post DB 42" BURY
B20	6	111404Q	116"Steel Post DB
B21	2	111404P	124"Steel Post DB
B22	1	111404N	140"Steel Post DB
B23	1	111404M	148"Steel Post DB
B24	2	111404W	156"Steel Post DB
B25	2	179595P	196"Steel Post For Vi□e Roo□DB
B26	2	179595O	204"Steel Post For Vi□e Roo□DB
B27	1	111404T	92"Steel Post DB
B28	1	219510B	GeoPlex Clim□er Wall w□Steel Posts DB
B29	1	158997A	Pod Clim□er 10" DB
B30	1	182503C	Welcome Sign □LSI Provided□Ages 5-12 years DB

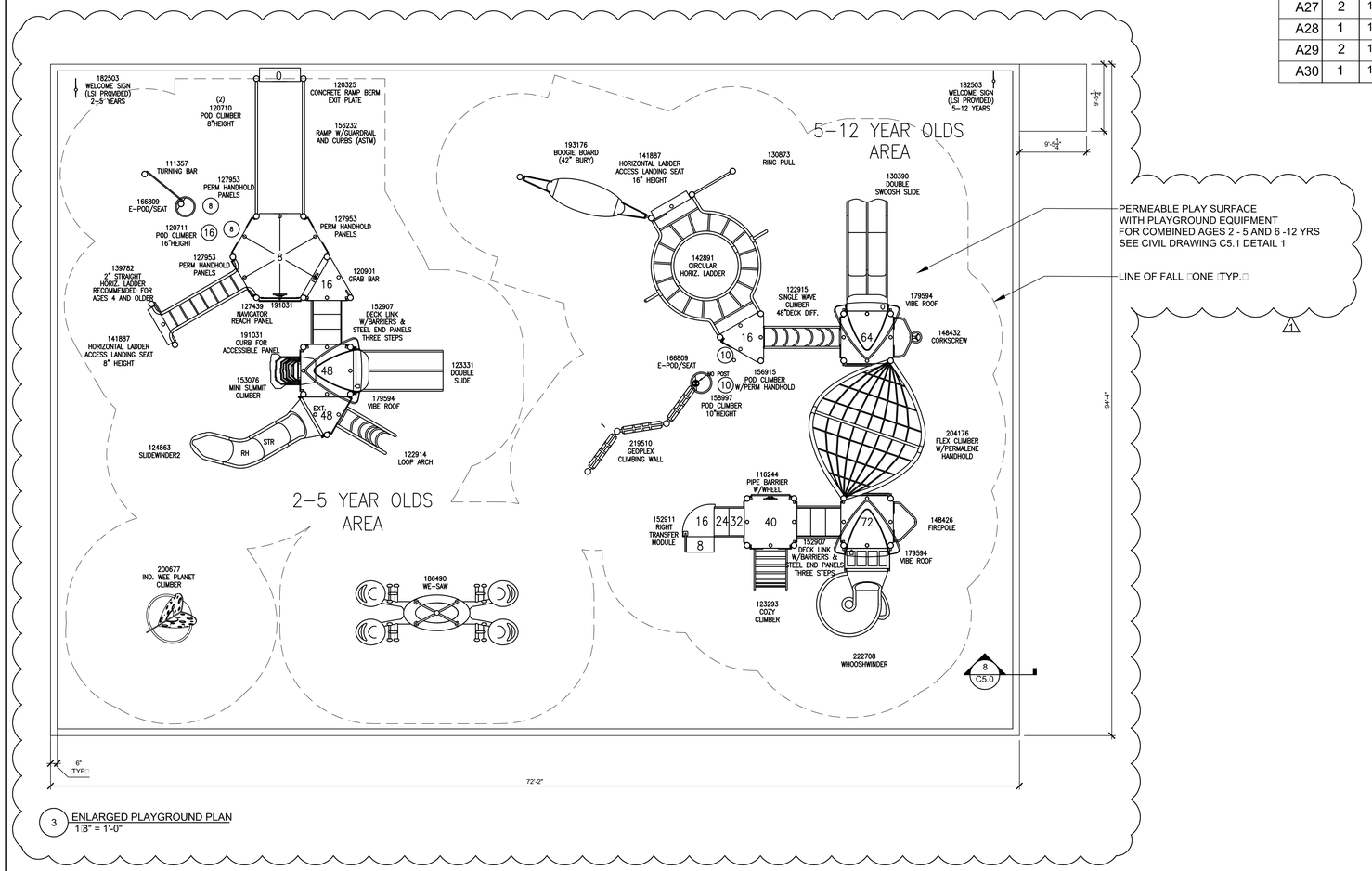

PERMEABLE PLAY SURFACE WITH PLAYGROUND EQUIPMENT FOR COMBINED AGES 2 - 5 AND 6 -12 YRS SEE CIVIL DRAWING C5.1 DETAIL 1

LINE OF FALL □ONE □TYP.□

1

3 ENLARGED PLAYGROUND PLAN
1:8" = 1'-0"

FOOTING TABLE

TYPE	DIAMETER	DEPTH	QTY.
A	1' - 6"	2' - 8"	30
B	1' - 2"	2' - 6"	42
C	1' - 2"	2' - 6"	2

NOTE: FINAL FOOTING SI□E DEPTH AND QUANTITY BY PLAY STRUCTURE MANUFACTURER

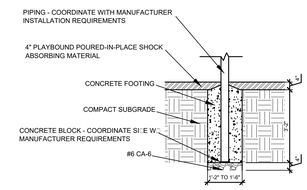

NOTE: COORDINATE FOOTING DIAMETER W□ DIAMETER PF PLAY STRUCTURE PIPE SEE FOOTING TABLE

4 PLAY STRUCTURE CONCRETE FOOTING
3:8" = 1'-0"

PUBLIC BUILDING COMMISSION — Chicago Public Schools

ESMOND ELEMENTARY SCHOOL ANNEX & RENOVATIONS

1865 WEST MONTVALE AVE.
CHICAGO IL 60643

CHICAGO PUBLIC SCHOOLS
CITY OF CHICAGO, MAYOR RAHM EMANUEL

Architect of Record:
ONYX Architectural Services Inc.
ADDRESS: 750 N. FRANKLIN #207, Chicago, Illinois 60654
PHONE: 312-787-2748
FAX: 312-787-2857
WEB: www.onyxchicago.com

Design Architect:
LEGAT ARCHITECTS
SUSTAINABILITY | PERFORMANCE | DESIGN
ADDRESS: 651 W Washington Blvd. #1, Chicago, Illinois 60661
PHONE: 312.258.9595
FAX: 312.258.1555
WEB: www.legat.com

KMI Engineering
223 W. Jackson Blvd, #1010
Chicago, IL
Structural Design Engineers

Terra Engineering LTD.
225 W. Ohio St, 4th Flr
Chicago, IL
Civil Design Engineers

Dynacepts Engineering, LTD
2250 East Devon Ave. Suite 218
Des Plaines, IL
MEPFP Design Engineers

Planning Resources, Inc.
402 W. Liberty Drive
Wheaton, IL
Landscape Architects

Mackesy and Associates
321 N Clark St, #500
Chicago, IL
Food Service Design Consultant

WARNING:
ASBESTOS-CONTAINING BUILDING MATERIALS ARE OR MAY BE PRESENT IN THIS BUILDING. AN ASBESTOS-MANAGEMENT PLAN IS AVAILABLE IN THE SCHOOL FOR REVIEW UPON REQUEST. NO PERSON MAY DISTURB ASBESTOS-CONTAINING MATERIALS UNLESS THAT PERSON IS A LICENSED ASBESTOS WORKER OR CONDUCTS SUCH WORK IN ACCORDANCE WITH SPECIFICATIONS CONTAINED IN THE PROJECT DOCUMENTS AND IN COMPLIANCE WITH ILLINOIS DEPARTMENT OF HEALTH RULES AND REGULATIONS

Issuance

MARK	DESCRIPTION	DATE
1	AOR PREVIEW	04.10.17
2	100% SD	04.24.17
3	SD TRANSFER	05.11.17
4	100% DD	06.02.17
5	60% CD	07.27.17
6	90% CD	09.07.17
7	ISSUED FOR BID	10.26.17
1	ADDENDUM NO. 1	11.14.17

PBC Project Name: ESMOND ELEMENTARY SCHOOL ANNEX & RENOVATIONS
PBC Project No: 05125
ONYX Project No: 17005

Title
ENLARGED PLAYGROUND PLAN

Sheet
AS1.1

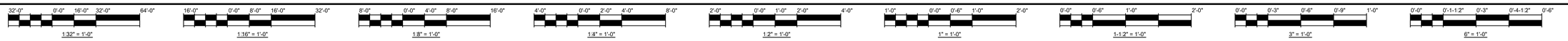

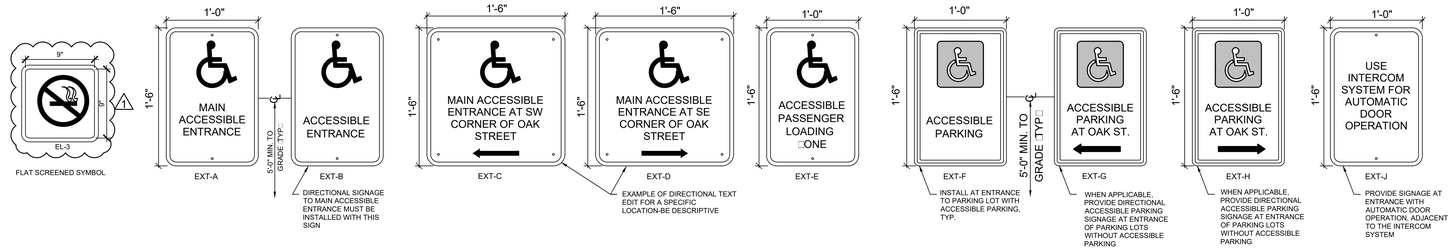

1 TYPICAL EXTERIOR SIGNAGE
1 1:2" = 1'-0"

AOR SIGNAGE NOTES:

1. USE 12" WIDTH SIGN FOR POST-MOUNTED APPLICATION, TYP.
2. USE 18"x18" SIGNAGE FOR FENCE-MOUNTED OR WALL-MOUNTED APPLICATION, TYP. USE ALTERNATE 12" WIDTH SIGN IF 18" DOES NOT FIT
3. 1" TEXT PREFERRED :3:4" MIN.
4. 6" AREA FOR PICTOGRAPH, TYP.
5. AOR TO VERIFY CONDITIONS IN THE FIELD AND EDIT DIRECTIONAL TEXT - BE DESCRIPTIVE
6. DIRECTIONAL ACCESSIBLE PARKING SIGNAGE TO BE INSTALLED AT A TURN BY TURN DIRECTION
7. ACCESSIBLE ENTRANCES - ADD DIRECTIONAL SIGNAGE TO MAIN ACCESSIBLE ENTRANCE

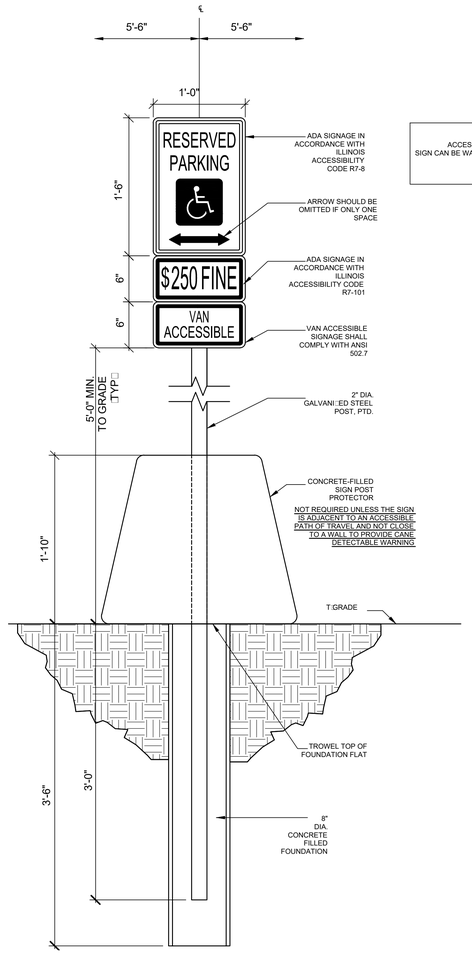

3 ADA PARKING DETAIL
1 1:2" = 1'-0"

ACCESSIBLE PARKING SIGNAGE NOTE:
SIGN CAN BE WALL, FENCE OR POST MOUNTED.

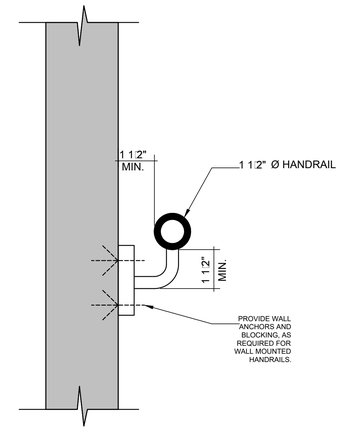

4 HANDRAIL DETAIL
1 1:2" = 1'-0"

GENERAL NOTES:

1. WHEN A DIMENSION ON A DRAWING IS GIVEN, THE CONSTRUCTION TOLERANCE ALLOWED BY CPS IS + ½" TO - ½" OF THE DIMENSION ON THE DRAWING.

2. WHEN A RANGE IS GIVEN FOR A DIMENSION ON A DRAWING, THERE IS NO CONSTRUCTION TOLERANCE ALLOWED BY CPS. THE ITEM MUST BE INSTALLED IN THE RANGE INDICATED.

3. PROVIDE DIRECTIONAL SIGNAGE AT ALL NON-ACCESSIBLE ENTRANCES TO INDICATE THE LOCATION OF THE NEAREST ACCESSIBLE ENTRANCE.

4. THE EXACT LOCATION OF ALL SIGNAGE WILL BE DETERMINED BY ACTUAL FIELD CONDITIONS. IF CONFLICTS OCCUR WITH THE PLACEMENT OF SIGNAGE SHOWN ON DRAWINGS AND EXISTING STRUCTURES AND APPURTENANCES, THE CONTRACTOR WILL COORDINATE WITH THE ARCHITECT AND BUILDING ENGINEER BEFORE FINAL INSTALLATION. CONTRACTOR WILL OBTAIN AND VERIFY ALL DIMENSIONS AND CONDITIONS AT THE JOB SITE AND BE FULLY RESPONSIBLE FOR SAME.

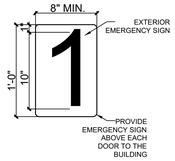

7 ADA: EXTERIOR SIGNAGE
1 1:2" = 1'-0"

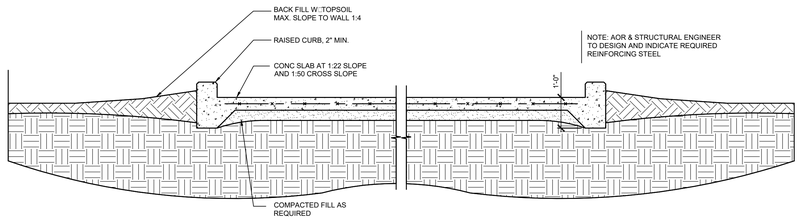

5 TYPICAL SLOPED WALK WITH BACKFILLED
1:2" = 1'-0"

PUBLIC BUILDING COMMISSION
Chicago Public Schools

ESMOND ELEMENTARY SCHOOL ANNEX & RENOVATIONS

1865 WEST MONTVALE AVE.
CHICAGO IL 60643

CHICAGO PUBLIC SCHOOLS
CITY OF CHICAGO, MAYOR RAHM EMANUEL

Architect of Record:
ONYX Architectural Services Inc.
ADDRESS: 750 N. FRANKLIN #207
Chicago, Illinois 60654
PHONE: 312-787-2748
FAX: 312-787-2857
WEB: www.onyxchicago.com

Design Architect:
LEGAT ARCHITECTS
SUSTAINABILITY | PERFORMANCE | DESIGN
ADDRESS: 651 W Washington Blvd. #1
Chicago, Illinois 60661
PHONE: 312.258.9595
FAX: 312.258.1555
WEB: www.legat.com

KMI Engineering
223 W. Jackson Blvd, #1010
Chicago, IL
Structural Design Engineers

Terra Engineering LTD.
225 W. Ohio St, 4th Flr
Chicago, IL
Civil Design Engineers

Dynacepts Engineering, LTD
2250 East Devon Ave. Suite 218
Des Plaines, IL
MEPFP Design Engineers

Planning Resources, Inc.
402 W. Liberty Drive
Wheaton, IL
Landscape Architects

Mackesy and Associates
321 N Clark St, #500
Chicago, IL
Food Service Design Consultant

WARNING:
ASBESTOS-CONTAINING BUILDING MATERIALS ARE OR MAY BE PRESENT IN THIS BUILDING. AN ASBESTOS-MANAGEMENT PLAN IS AVAILABLE IN THE SCHOOL FOR REVIEW UPON REQUEST. NO PERSON MAY DISTURB ASBESTOS-CONTAINING MATERIALS UNLESS THAT PERSON IS A LICENSED ASBESTOS WORKEWR OR CONDUCTS SUCH WORK IN ACCORDANCE WITH SPECIFICATIONS CONTAINED IN THE PROJECT DOCUMENTS AND IN COMPLIANCE WITH ILLINOIS DEPARTMENT OF HEALTH RULES AND REGULATIONS

Issuance

MARK	DESCRIPTION	DATE
1	AOR PREVIEW	04.10.17
2	100% SD	04.24.17
3	SD TRANSFER	05.11.17
4	100% DD	06.02.17
5	60% CD	07.27.17
6	90% CD	09.07.17
7	ISSUED FOR BID	10.26.17
1	ADDENDUM NO. 1	11.14.17

PBC Project Name: ESMOND ELEMENTARY SCHOOL ANNEX & RENOVATIONS

PBC Project No: 05125

ONYX Project No: 17005

Title

ADA DETAILS

Sheet

AS.2

1:32" = 1'-0" | 1:16" = 1'-0" | 1:8" = 1'-0" | 1:4" = 1'-0" | 1:2" = 1'-0" | 1" = 1'-0" | 1-1:2" = 1'-0" | 3" = 1'-0" | 6" = 1'-0"

DEMOLITION PLAN REFERENCE NOTES	
NOTE	DESCRIPTION
01	REMOVE CONCRETE STAIR SYSTEM AS REQUIRED FOR NEW CONSTRUCTION.
02	REMOVE METAL PAN STAIR SYSTEM RAILINGS AND INTERMEDIATE LANDING. REFER TO ARCHITECTURAL DRAWINGS FOR MASONRY WALL RESTORATION
03	EXISTING DOOR AND FRAME TO BE REMOVED
04	EXISTING WINDOW AND FRAME TO BE REMOVED.
05	EXISTING WALL CONSTRUCTION TO BE REMOVED.
06	EXISTING GLAZED BRICK WALL FINISH DAMAGED BY THE REMOVAL OF THE STAIR SYSTEM IS TO BE REMOVED. THE EXISTING WALL IS TO BE REPAIRED AS REQUIRED FOR A SMOOTH LEVEL SURFACE THAT WILL RECEIVE THE NEW FINISHES.
07	EXISTING GLAZED BRICK WALL FINISH FROM THE FLOOR TO 15'-0" ABOVE TO BE REMOVED
08	EXISTING PLUMBING FIXTURES TO BE REN/MOVED. ALL SUPPLY LINES TO BE REMOVED AND CAPPED AT SOURCE.
09	EXISTING GLAZED BRICK WALL TO BE REMOVED. THE EXISTING WALL IS TO BE REPAIRED AS REQUIREDFOR A SMOOTH LEVEL SURFACETHAT WILL RECEIVE NEW FINISHES.

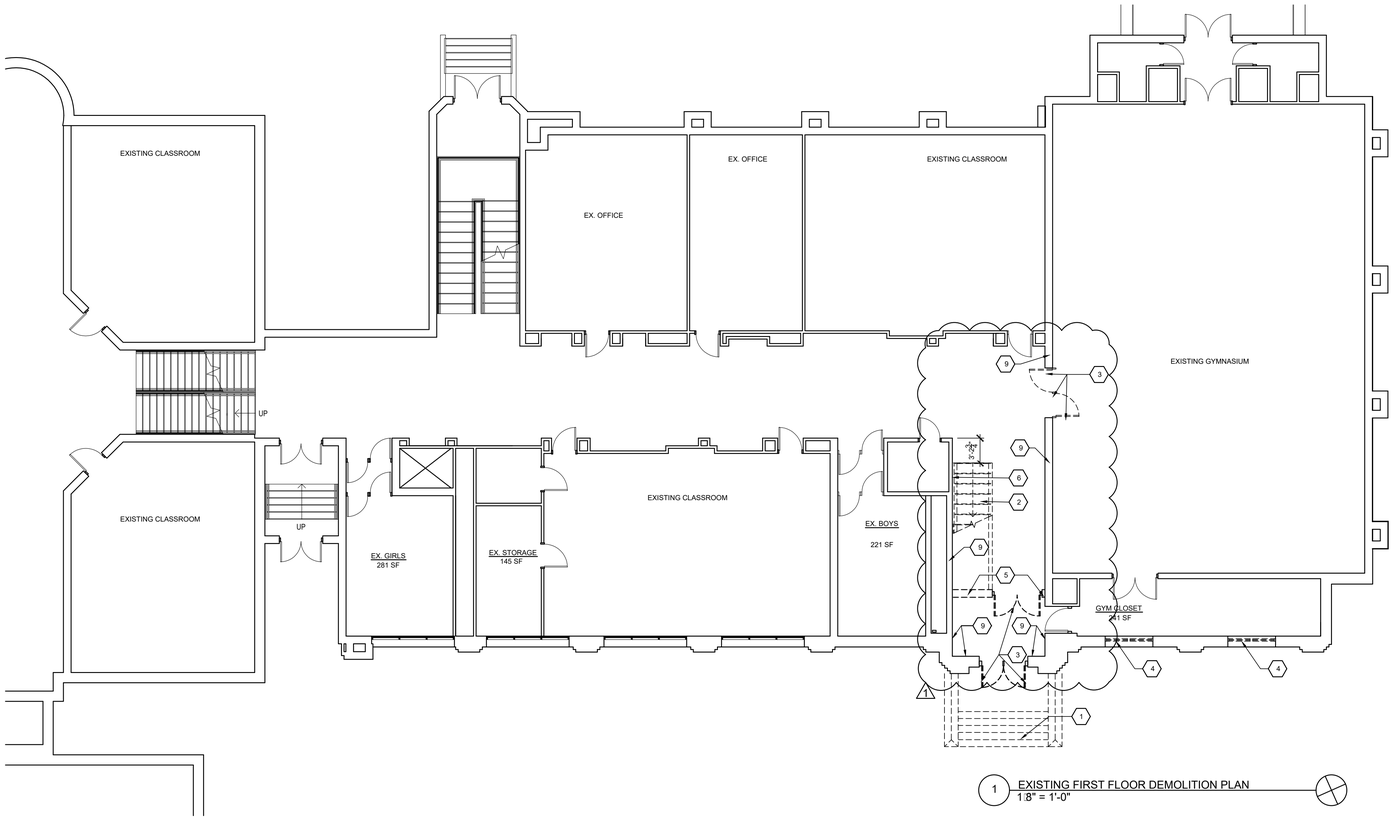

1 EXISTING FIRST FLOOR DEMOLITION PLAN
1:8" = 1'-0"

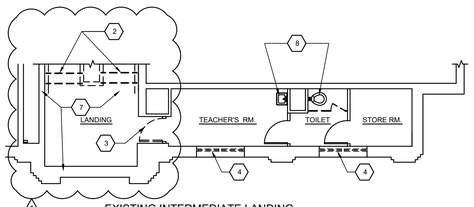

3 EXISTING INTERMEDIATE LANDING DEMOLITION PLAN
1:8" = 1'-0"

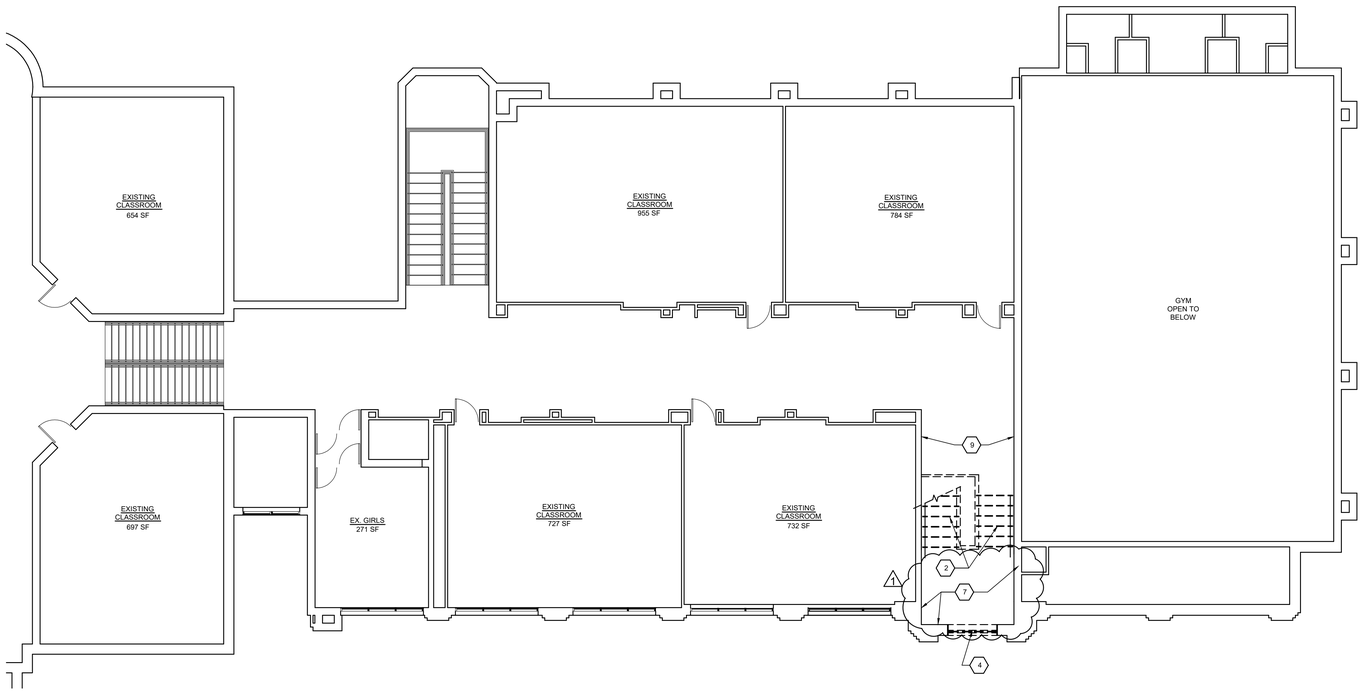

2 EXISTING SECOND FLOOR DEMOLITION PLAN
1:8" = 1'-0"

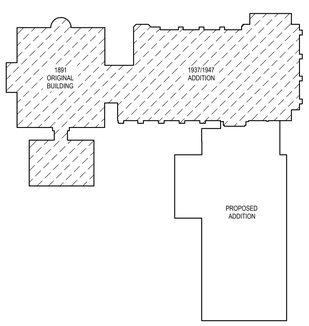

PUBLIC BUILDING COMMISSION
Chicago Public Schools

ESMOND ELEMENTARY SCHOOL ANNEX & RENOVATIONS

1865 WEST MONTVALE AVE.
CHICAGO IL 60643

CHICAGO PUBLIC SCHOOLS
CITY OF CHICAGO, MAYOR RAHM EMANUEL

Architect of Record:
ONYX Architectural Services Inc.
ADDRESS: 750 N. FRANKLIN #207
Chicago, Illinois 60654
PHONE: 312-787-2748
FAX: 312-787-2857
WEB: www.onyxchicago.com

Design Architect:
LEGAT ARCHITECTS
SUSTAINABILITY | PERFORMANCE | DESIGN
ADDRESS: 651 W Washington Blvd. #1
Chicago, Illinois 60661
PHONE: 312.258.9595
FAX: 312.258.1555
WEB: www.legat.com

KMI Engineering
223 W. Jackson Blvd, #1010
Chicago, IL
Structural Design Engineers

Terra Engineering LTD.
225 W. Ohio St, 4th Flr
Chicago, IL
Civil Design Engineers

Dynacepts Engineering, LTD
2250 East Devon Ave. Suite 218
Des Plaines, IL
MEPFP Design Engineers

Planning Resources, Inc.
402 W. Liberty Drive
Wheaton, IL
Landscape Architects

Mackesy and Associates
321 N Clark St, #500
Chicago, IL
Food Service Design Consultant

WARNING:
ASBESTOS-CONTAINING BUILDING MATERIALS ARE OR MAY BE PRESENT IN THIS BUILDING. AN ASBESTOS-MANAGEMENT PLAN IS AVAILABLE IN THE SCHOOL FOR REVIEW UPON REQUEST. NO PERSON MAY DISTURB ASBESTOS-CONTAINING MATERIALS UNLESS THAT PERSON IS A LICENSED ASBESTOS WORKEWR OR CONDUCTS SUCH WORK IN ACCORDANCE WITH SPECIFICATIONS CONTAINED IN THE PROJECT DOCUMENTS AND IN COMPLIANCE WITH ILLINOIS DEPARTMENT OF HEALTH RULES AND REGULATIONS

Issuance

MARK	DESCRIPTION	DATE
1	AOR PREVIEW	04.10.17
2	100% SD	04.24.17
3	SD TRANSFER	05.11.17
4	100% DD	06.02.17
5	60% CD	07.27.17
6	90% CD	09.07.17
7	ISSUED FOR BID	10.26.17
1	ADDENDUM NO. 1	11.14.17

PBC Project Name: ESMOND ELEMENTARY SCHOOL ANNEX & RENOVATIONS

PBC Project No: 05125

ONYX Project No: 17005

Title

FIRST & SECOND FLOOR DEMOLITION PLAN

Sheet

A0.1

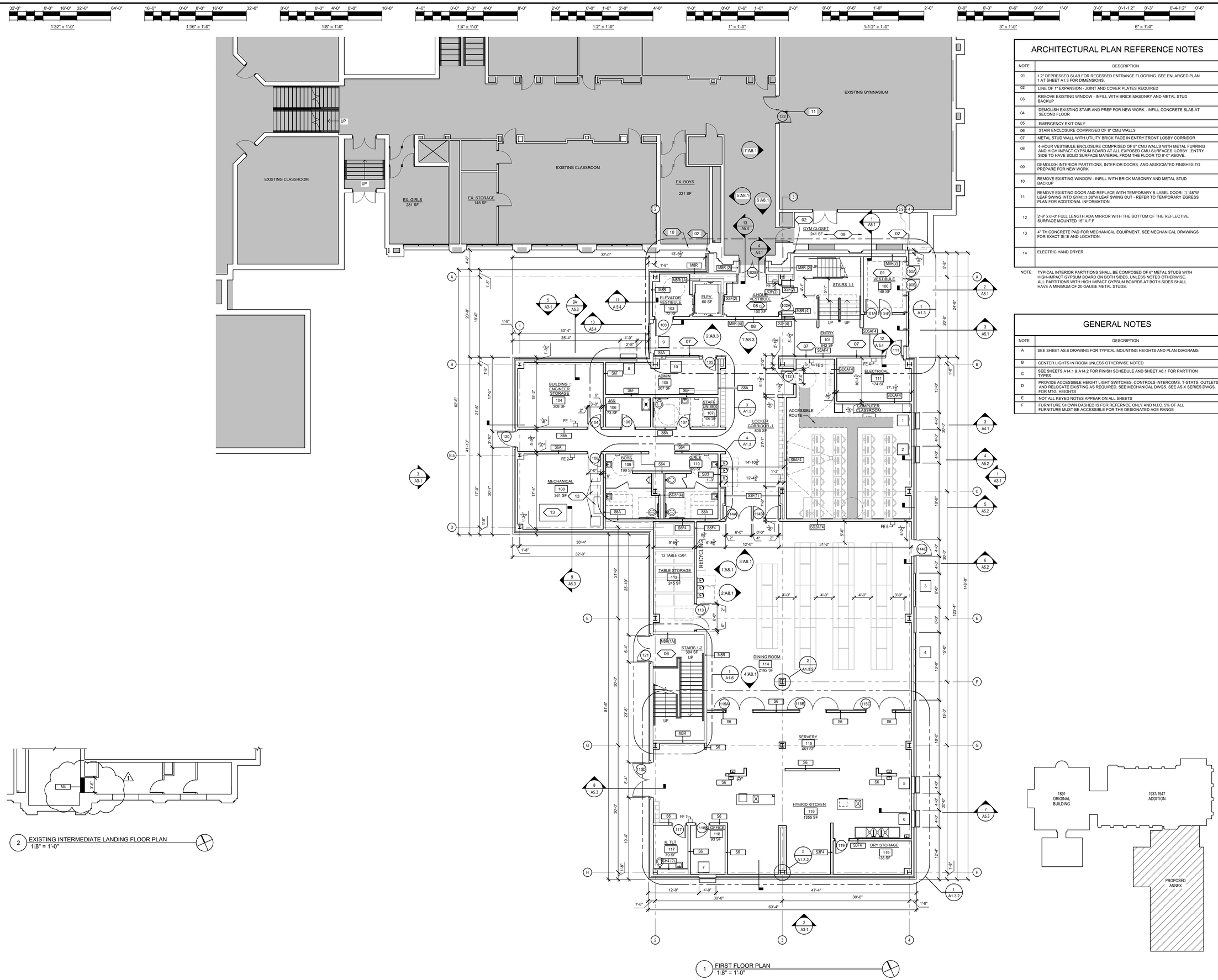

1 FIRST FLOOR PLAN
1:8" = 1'-0"

2 EXISTING INTERMEDIATE LANDING FLOOR PLAN
1:8" = 1'-0"

ARCHITECTURAL PLAN REFERENCE NOTES

NOTE	DESCRIPTION
01	1:2" DEPRESSED SLAB FOR RECESSED ENTRANCE FLOORING. SEE ENLARGED PLAN 1 AT SHEET A1.3 FOR DIMENSIONS.
02	LINE OF 1" EXPANSION - JOINT AND COVER PLATES REQUIRED
03	REMOVE EXISTING WINDOW - INFILL WITH BRICK MASONRY AND METAL STUD BACKUP
04	DEMOLISH EXISTING STAIR AND PREP FOR NEW WORK - INFILL CONCRETE SLAB AT SECOND FLOOR
05	EMERGENCY EXIT ONLY
06	STAIR ENCLOSURE COMPRISED OF 8" CMU WALLS
07	METAL STUD WALL WITH UTILITY BRICK FACE IN ENTRY FRONT LOBBY CORRIDOR
08	4-HOUR VESTIBULE ENCLOSURE COMPRISED OF 8" CMU WALLS WITH METAL FURRING AND HIGH IMPACT GYPSUM BOARD AT ALL EXPOSED CMU SURFACES. LOBBY ::ENTRY SIDE TO HAVE SOLID SURFACE MATERIAL FROM THE FLOOR TO 8'-0" ABOVE.
09	DEMOLISH INTERIOR PARTITIONS, INTERIOR DOORS, AND ASSOCIATED FINISHES TO PREPARE FOR NEW WORK
10	REMOVE EXISTING WINDOW - INFILL WITH BRICK MASONRY AND METAL STUD BACKUP
11	REMOVE EXISTING DOOR AND REPLACE WITH TEMPORARY B-LABEL DOOR: :1::48"W LEAF SWING INTO GYM::1:36"W LEAF SWING OUT - REFER TO TEMPORARY EGRESS PLAN FOR ADDITIONAL INFORMATION
12	2'-9" x 6'-0" FULL LENGTH ADA MIRROR WITH THE BOTTOM OF THE REFLECTIVE SURFACE MOUNTED 15" A.F.F
13	4" TH CONCRETE PAD FOR MECHANICAL EQUIPMENT. SEE MECHANICAL DRAWINGS FOR EXACT SI::E AND LOCATION.
14	ELECTRIC HAND DRYER

NOTE: TYPICAL INTERIOR PARTITIONS SHALL BE COMPOSED OF 6" METAL STUDS WITH HIGH-IMPACT GYPSUM BOARD ON BOTH SIDES, UNLESS NOTED OTHERWISE. ALL PARTITIONS WITH HIGH IMPACT GYPSUM BOARDS AT BOTH SIDES SHALL HAVE A MINIMUM OF 20 GAUGE METAL STUDS.

GENERAL NOTES

NOTE	DESCRIPTION
A	SEE SHEET A5.6 DRAWING FOR TYPICAL MOUNTING HEIGHTS AND PLAN DIAGRAMS
B	CENTER LIGHTS IN ROOM UNLESS OTHERWISE NOTED
C	SEE SHEETS A14.1 & A14.2 FOR FINISH SCHEDULE AND SHEET A6.1 FOR PARTITION TYPES
D	PROVIDE ACCESSIBLE HEIGHT LIGHT SWITCHES, CONTROLS INTERCOMS, T-STATS, OUTLETS, AND RELOCATE EXISTING AS REQUIRED. SEE MECHANICAL DWGS. SEE A5.X SERIES DWGS. FOR MTG. HEIGHTS
E	NOT ALL KEYED NOTES APPEAR ON ALL SHEETS
F	FURNITURE SHOWN DASHED IS FOR REFERNCE ONLY AND N.I.C. 5% OF ALL FURNITURE MUST BE ACCESSIBLE FOR THE DESIGNATED AGE RANGE

PUBLIC BUILDING COMMISSION
Chicago Public Schools

ESMOND ELEMENTARY SCHOOL ANNEX & RENOVATIONS

1865 WEST MONTVALE AVE.
CHICAGO IL 60643

CHICAGO PUBLIC SCHOOLS
CITY OF CHICAGO, MAYOR RAHM EMANUEL

Architect of Record:
ONYX Architectural Services Inc.
ADDRESS: 750 N. FRANKLIN #207
Chicago, Illinois 60654
PHONE: 312-787-2748
FAX: 312-787-2857
WEB: www.onyxchicago.com

Design Architect:
LEGAT ARCHITECTS
SUSTAINABILITY | PERFORMANCE | DESIGN
ADDRESS: 651 W Washington Blvd. #1
Chicago, Illinois 60661
PHONE: 312.258.9595
FAX: 312.258.1555
WEB: www.legat.com

KMI Engineering
223 W. Jackson Blvd, #1010
Chicago, IL
Structural Design Engineers

Terra Engineering LTD.
225 W. Ohio St, 4th Flr
Chicago, IL
Civil Design Engineers

Dynacepts Engineering, LTD
2250 East Devon Ave. Suite 218
Des Plaines, IL
MEPFP Design Engineers

Planning Resources, Inc.
402 W. Liberty Drive
Wheaton, IL
Landscape Architects

Mackesy and Associates
321 N Clark St, #500
Chicago, IL
Food Service Design Consultant

WARNING:
ASBESTOS-CONTAINING BUILDING MATERIALS ARE OR MAY BE PRESENT IN THIS BUILDING. AN ASBESTOS-MANAGEMENT PLAN IS AVAILABLE IN THE SCHOOL FOR REVIEW UPON REQUEST. NO PERSON MAY DISTURB ASBESTOS-CONTAINING MATERIALS UNLESS THAT PERSON IS A LICENSED ASBESTOS WORKEWR OR CONDUCTS SUCH WORK IN ACCORDANCE WITH SPECIFICATIONS CONTAINED IN THE PROJECT DOCUMENTS AND IN COMPLIANCE WITH ILLINOIS DEPARTMENT OF HEALTH RULES AND REGULATIONS

Issuance

MARK	DESCRIPTION	DATE
1	AOR PREVIEW	04.10.17
2	100% SD	04.24.17
3	SD TRANSFER	05.11.17
4	100% DD	06.02.17
5	60% CD	07.27.17
6	90% CD	09.07.17
7	ISSUED FOR BID	10.26.17
1	ADDENDUM NO. 1	11.14.17

PBC Project Name: ESMOND ELEMENTARY SCHOOL ANNEX & RENOVATIONS

PBC Project No: 05125

ONYX Project No: 17005

Title

FIRST FLOOR PLAN

Sheet

A1.1

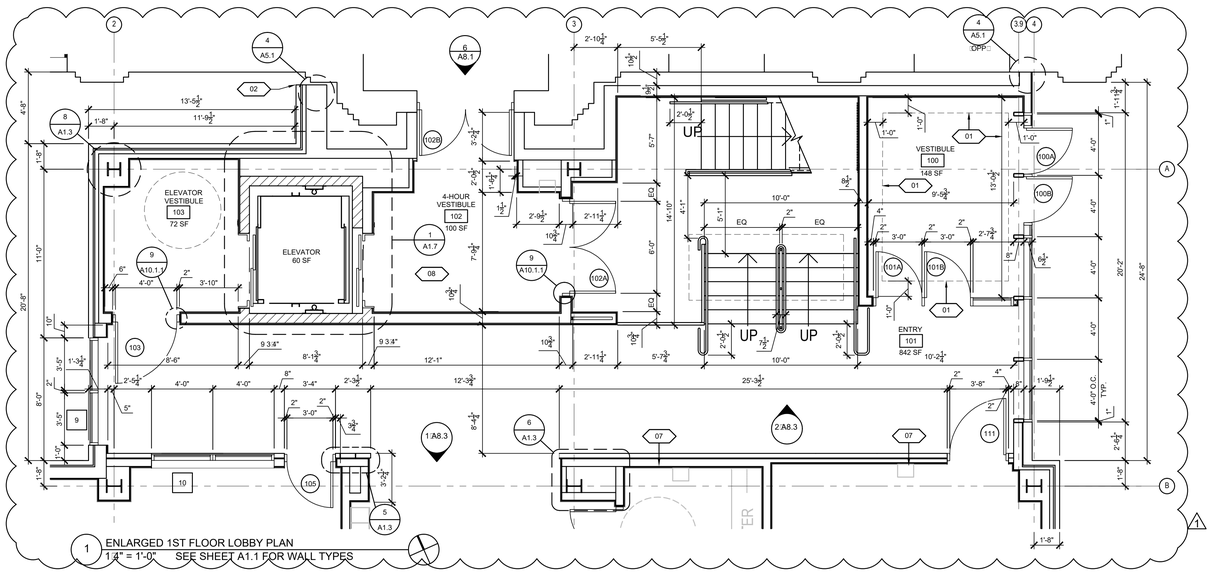

1 ENLARGED 1ST FLOOR LOBBY PLAN
1/4" = 1'-0" SEE SHEET A1.1 FOR WALL TYPES

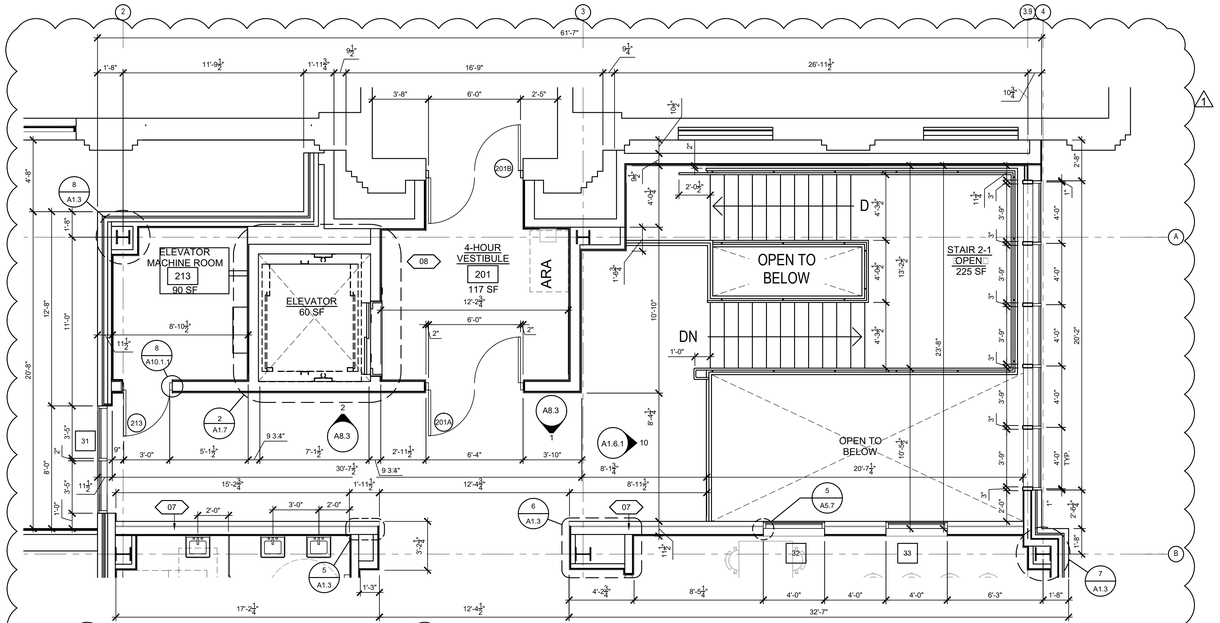

2 ENLARGED 2ND FLOOR LOBBY PLAN
1/4" = 1'-0" SEE SHEET A1.2 FOR WALL TYPES

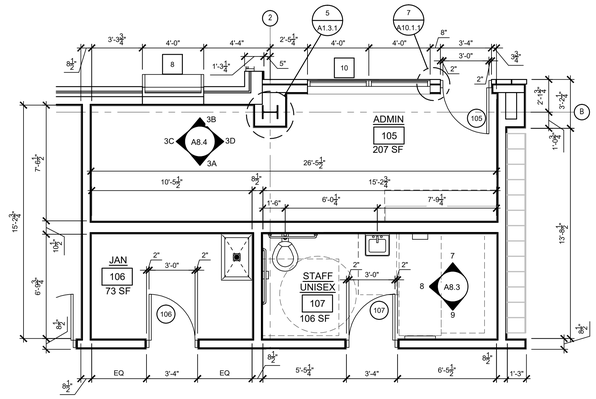

3 ENLARGED UNISEX TOILET, JAN AND ADMIN PLAN
1/4" = 1'-0" SEE SHEET A1.1 FOR WALL TYPES

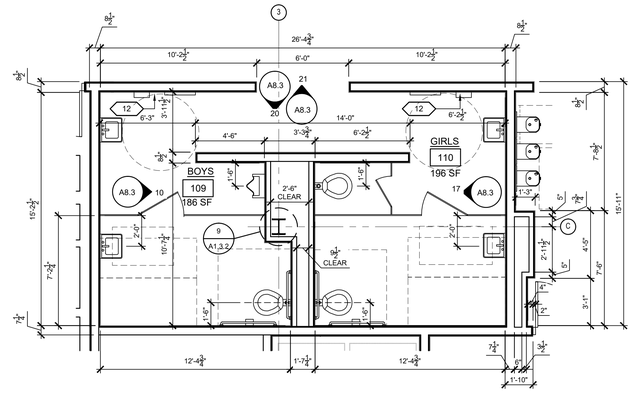

4 ENLARGED BOYS & GIRLS TOILET ROOM PLAN 1ST FLOOR
1/4" = 1'-0" SEE SHEET A1.1 FOR WALL TYPES

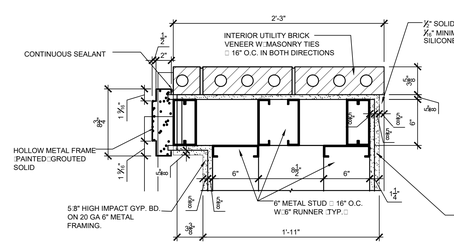

5 CORNER DETAIL
1 1/2" = 1'-0"

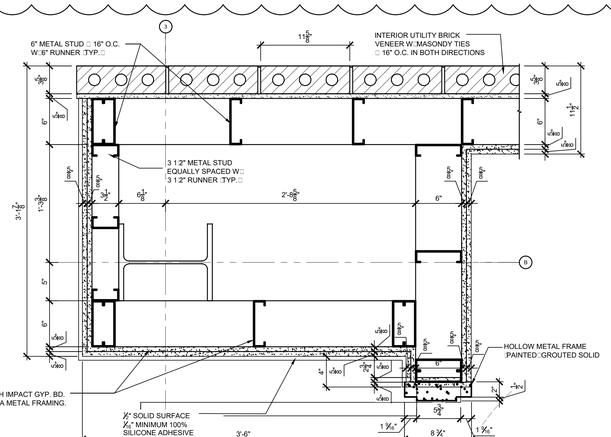

6 CORNER DETAIL
1 1/2" = 1'-0"

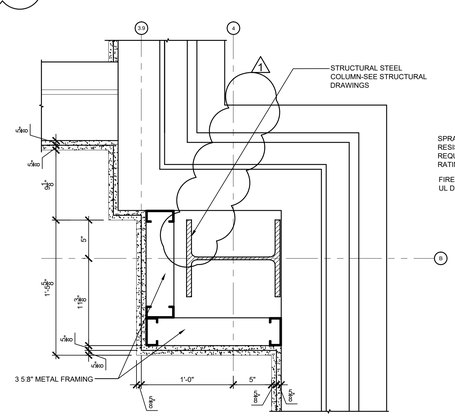

7 COL. ENCLOSURE
1 1/2" = 1'-0"

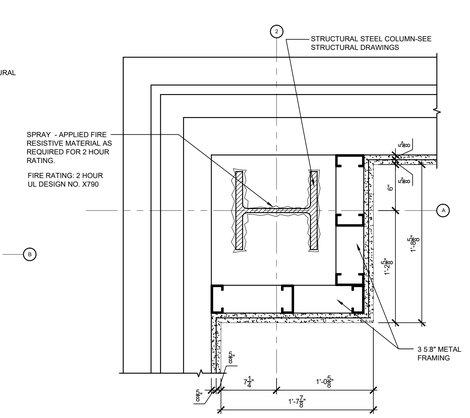

8 COL. ENCLOSURE
1 1/2" = 1'-0"

ARCHITECTURAL PLAN REFERENCE NOTES

NOTE	DESCRIPTION
01	1/2" DEPRESSED SLAB FOR RECESSED ENTRANCE FLOORING. SEE ENLARGED PLAN 1 AT SHEET A1.3 FOR DIMENSIONS.
02	LINE OF 1" EXPANSION - JOINT AND COVER PLATES REQUIRED
03	REMOVE EXISTING WINDOW - INFILL WITH BRICK MASONRY AND METAL STUD BACKUP
04	DEMOLISH EXISTING STAIR AND PREP FOR NEW WORK - INFILL CONCRETE SLAB AT SECOND FLOOR
05	EMERGENCY EXIT ONLY
06	STAIR ENCLOSURE COMPRISED OF 8" CMU WALLS
07	METAL STUD WALL WITH UTILITY BRICK FACE IN ENTRY FRONT LOBBY CORRIDOR
08	4-HOUR VESTIBULE ENCLOSURE COMPRISED OF 8" CMU WALLS WITH METAL FURRING AND HIGH IMPACT GYPSUM BOARD AT ALL EXPOSED CMU SURFACES. LOBBY ENTRY SIDE TO HAVE SOLID SURFACE MATERIAL FROM THE FLOOR TO 8'-0" ABOVE.
09	DEMOLISH INTERIOR PARTITIONS, INTERIOR DOORS, AND ASSOCIATED FINISHES TO PREPARE FOR NEW WORK.
10	REMOVE EXISTING WINDOW - INFILL WITH BRICK MASONRY AND METAL STUD BACKUP
11	REMOVE EXISTING DOOR AND REPLACE WITH TEMPORARY B-LABEL DOOR: 1:48"W LEAF SWING INTO GYM 1:36"W LEAF SWING OUT - REFER TO TEMPORARY EGRESS PLAN FOR ADDITIONAL INFORMATION
12	2'-9" x 6'-0" FULL LENGTH ADA MIRROR WITH THE BOTTOM OF THE REFLECTIVE SURFACE MOUNTED 15" A.F.F
13	4" TH CONCRETE PAD FOR MECHANICAL EQUIPMENT. SEE MECHANICAL DRAWINGS FOR EXACT SI E AND LOCATION.
14	ELECTRIC HAND DRYER

NOTE: TYPICAL INTERIOR PARTITIONS SHALL BE COMPOSED OF 6" METAL STUDS WITH HIGH-IMPACT GYPSUM BOARD ON BOTH SIDES, UNLESS NOTED OTHERWISE. ALL PARTITIONS WITH HIGH IMPACT GYPSUM BOARDS AT BOTH SIDES SHALL HAVE A MINIMUM OF 20 GAUGE METAL STUDS.

GENERAL NOTES

NOTE	DESCRIPTION
A	SEE SHEET AS.6 DRAWING FOR TYPICAL MOUNTING HEIGHTS AND PLAN DIAGRAMS
B	CENTER LIGHTS IN ROOM UNLESS OTHERWISE NOTED
C	SEE SHEETS A14.1 & A14.2 FOR FINISH SCHEDULE AND SHEET A6.1 FOR PARTITION TYPES
D	PROVIDE ACCESSIBLE HEIGHT LIGHT SWITCHES, CONTROLS INTERCOMS, T-STATS, OUTLETS, AND RELOCATE EXISTING AS REQUIRED. SEE MECHANICAL DWGS. SEE AS.X SERIES DWGS. FOR MTG. HEIGHTS
E	NOT ALL KEYED NOTES APPEAR ON ALL SHEETS
F	FURNITURE SHOWN DASHED IS FOR REFERNCE ONLY AND N.I.C. 5% OF ALL FURNITURE MUST BE ACCESSIBLE FOR THE DESIGNATED AGE RANGE

PUBLIC BUILDING COMMISSION
Chicago Public Schools

ESMOND ELEMENTARY SCHOOL ANNEX & RENOVATIONS

1865 WEST MONTVALE AVE.
CHICAGO IL 60643

CHICAGO PUBLIC SCHOOLS
CITY OF CHICAGO, MAYOR RAHM EMANUEL

Architect of Record:
ONYX Architectural Services Inc.
ADDRESS: 750 N. FRANKLIN #207 Chicago, Illinois 60654
PHONE: 312-787-2748
FAX: 312-787-2857
WEB: www.onyxchicago.com

Design Architect:
LEGAT ARCHITECTS
SUSTAINABILITY | PERFORMANCE | DESIGN
ADDRESS: 651 W Washington Blvd. #1 Chicago, Illinois 60661
PHONE: 312.258.9595
FAX: 312.258.1555
WEB: www.legat.com

KMI Engineering
223 W. Jackson Blvd, #1010
Chicago, IL
Structural Design Engineers

Terra Engineering LTD.
225 W. Ohio St, 4th Flr
Chicago, IL
Civil Design Engineers

Dynacepts Engineering, LTD
2250 East Devon Ave. Suite 218
Des Plaines, IL
MEPFP Design Engineers

Planning Resources, Inc.
402 W. Liberty Drive
Wheaton, IL
Landscape Architects

Mackesy and Associates
321 N Clark St, #500
Chicago, IL
Food Service Design Consultant

WARNING:
ASBESTOS-CONTAINING BUILDING MATERIALS ARE OR MAY BE PRESENT IN THIS BUILDING. AN ASBESTOS-MANAGEMENT PLAN IS AVAILABLE IN THE SCHOOL FOR REVIEW UPON REQUEST. NO PERSON MAY DISTURB ASBESTOS-CONTAINING MATERIALS UNLESS THAT PERSON IS A LICENSED ASBESTOS WORKEWR OR CONDUCTS SUCH WORK IN ACCORDANCE WITH SPECIFICATIONS CONTAINED IN THE PROJECT DOCUMENTS AND IN COMPLIANCE WITH ILLINOIS DEPARTMENT OF HEALTH RULES AND REGULATIONS

Issuance

MARK	DESCRIPTION	DATE
1	AOR PREVIEW	04.10.17
2	100% SD	04.24.17
3	SD TRANSFER	05.11.17
4	100% DD	06.02.17
5	60% CD	07.27.17
6	90% CD	09.07.17
7	ISSUED FOR BID	10.26.17
1	ADDENDUM NO. 1	11.14.17

PBC Project Name: ESMOND ELEMENTARY SCHOOL ANNEX & RENOVATIONS
PBC Project No: 05125
ONYX Project No: 17005

Title
ENLARGED PLANS

Sheet
A1.3

1:32" = 1'-0" | 1:16" = 1'-0" | 1:8" = 1'-0" | 1:4" = 1'-0" | 1:2" = 1'-0" | 1" = 1'-0" | 1-1:2" = 1'-0" | 3" = 1'-0" | 6" = 1'-0"

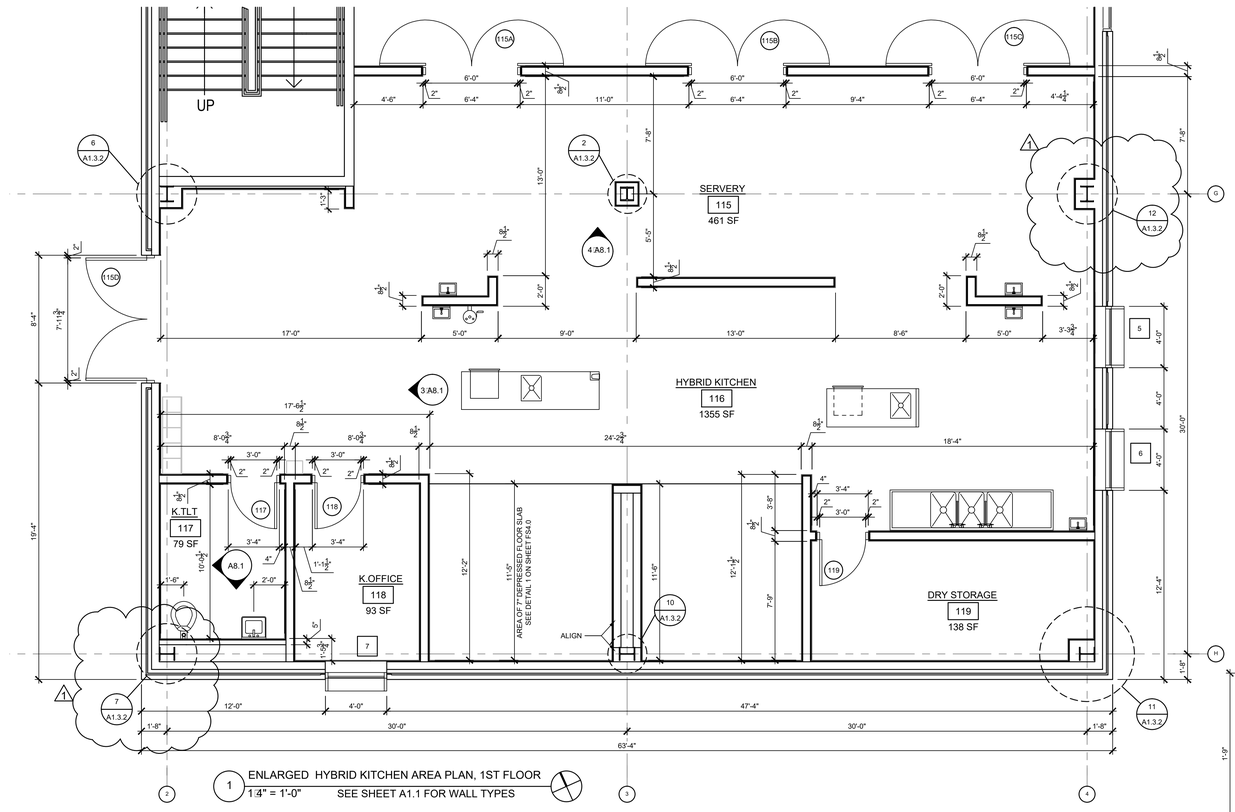

1 ENLARGED HYBRID KITCHEN AREA PLAN, 1ST FLOOR
1:4" = 1'-0" SEE SHEET A1.1 FOR WALL TYPES

ARCHITECTURAL PLAN REFERENCE NOTES

NOTE	DESCRIPTION
01	1:2" DEPRESSED SLAB FOR RECESSED ENTRANCE FLOORING. SEE ENLARGED PLAN 1 AT SHEET A1.3 FOR DIMENSIONS.
02	LINE OF 1" EXPANSION - JOINT AND COVER PLATES REQUIRED
03	REMOVE EXISTING WINDOW - INFILL WITH BRICK MASONRY AND METAL STUD BACKUP
04	DEMOLISH EXISTING STAIR AND PREP FOR NEW WORK - INFILL CONCRETE SLAB AT SECOND FLOOR
05	EMERGENCY EXIT ONLY
06	STAIR ENCLOSURE COMPRISED OF 8" CMU WALLS
07	METAL STUD WALL WITH UTILITY BRICK FACE IN ENTRY FRONT LOBBY CORRIDOR
08	4-HOUR VESTIBULE ENCLOSURE COMPRISED OF 8" CMU WALLS WITH METAL FURRING AND HIGH IMPACT GYPSUM BOARD AT ALL EXPOSED CMU SURFACES. LOBBY □ENTRY SIDE TO HAVE SOLID SURFACE MATERIAL FROM THE FLOOR TO 8'-0" ABOVE.
09	DEMOLISH INTERIOR PARTITIONS, INTERIOR DOORS, AND ASSOCIATED FINISHES TO PREPARE FOR NEW WORK
10	REMOVE EXISTING WINDOW - INFILL WITH BRICK MASONRY AND METAL STUD BACKUP
11	REMOVE EXISTING DOOR AND REPLACE WITH TEMPORARY B-LABEL DOOR: □1:48"W LEAF SWING INTO GYM□□1:36"W LEAF SWING OUT - REFER TO TEMPORARY EGRESS PLAN FOR ADDITIONAL INFORMATION
12	2'-9" x 6'-0" FULL LENGTH ADA MIRROR WITH THE BOTTOM OF THE REFLECTIVE SURFACE MOUNTED 15" A.F.F
13	4" TH CONCRETE PAD FOR MECHANICAL EQUIPMENT. SEE MECHANICAL DRAWINGS FOR EXACT SI□E AND LOCATION.
14	ELECTRIC HAND DRYER

NOTE: TYPICAL INTERIOR PARTITIONS SHALL BE COMPOSED OF 6" METAL STUDS WITH HIGH-IMPACT GYPSUM BOARD ON BOTH SIDES, UNLESS NOTED OTHERWISE. ALL PARTITIONS WITH HIGH IMPACT GYPSUM BOARDS AT BOTH SIDES SHALL HAVE A MINIMUM OF 20 GAUGE METAL STUDS.

GENERAL NOTES

NOTE	DESCRIPTION
A	SEE SHEET AS.6 DRAWING FOR TYPICAL MOUNTING HEIGHTS AND PLAN DIAGRAMS
B	CENTER LIGHTS IN ROOM UNLESS OTHERWISE NOTED
C	SEE SHEETS A14.1 & A14.2 FOR FINISH SCHEDULE AND SHEET A6.1 FOR PARTITION TYPES
D	PROVIDE ACCESSIBLE HEIGHT LIGHT SWITCHES, CONTROLS INTERCOMS, T-STATS, OUTLETS, AND RELOCATE EXISTING AS REQUIRED. SEE MECHANICAL DWGS. SEE AS.X SERIES DWGS. FOR MTG. HEIGHTS
E	NOT ALL KEYED NOTES APPEAR ON ALL SHEETS
F	FURNITURE SHOWN DASHED IS FOR REFERNCE ONLY AND N.I.C. 5% OF ALL FURNITURE MUST BE ACCESSIBLE FOR THE DESIGNATED AGE RANGE

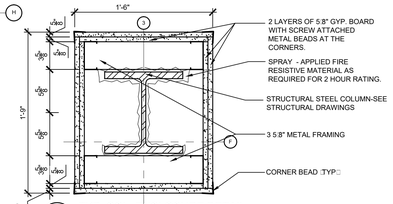

2 TYP. COL. ENCLOSURE DETAIL
1 1:2" = 1'-0"

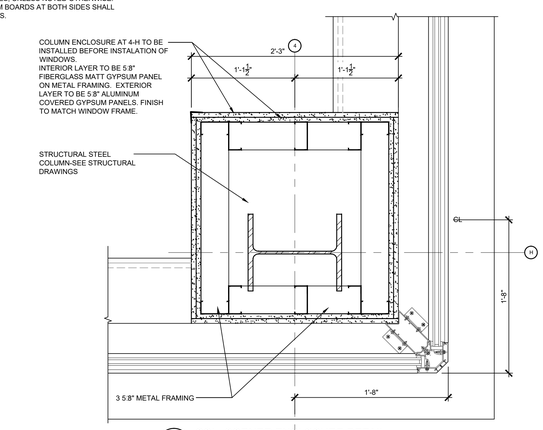

3 COL. CORNER ENCLOSURE DETAIL
1 1:2" = 1'-0"

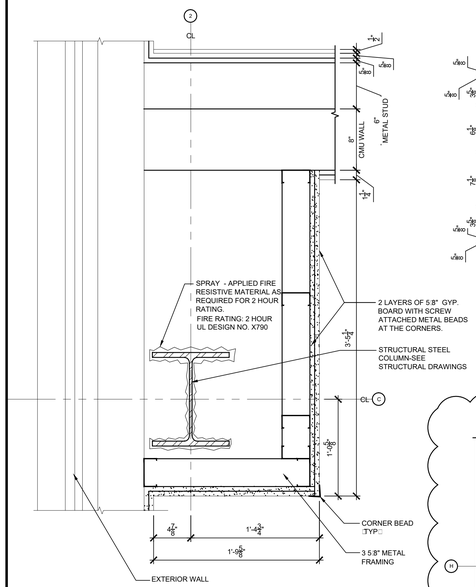

4 COL. ENCLOSURE DETAIL
1 1:2" = 1'-0"

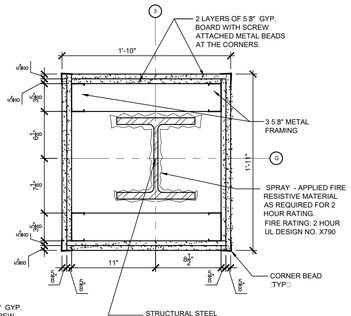

5 TYP. COL. ENCLOSURE DETAIL
1 1:2" = 1'-0"

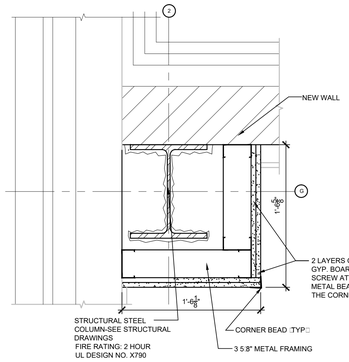

6 COL. ENCLOSURE DETAIL
1 1:2" = 1'-0"

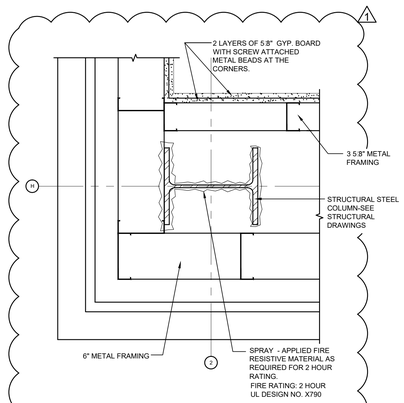

7 COL. ENCLOSURE DETAIL
1 1:2" = 1'-0"

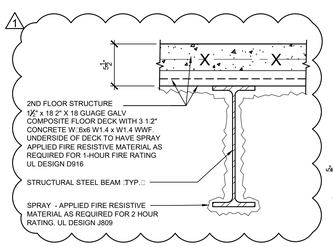

8 SPRAYED FIRE PROOFING DETAIL
1 1:2" = 1'-0"

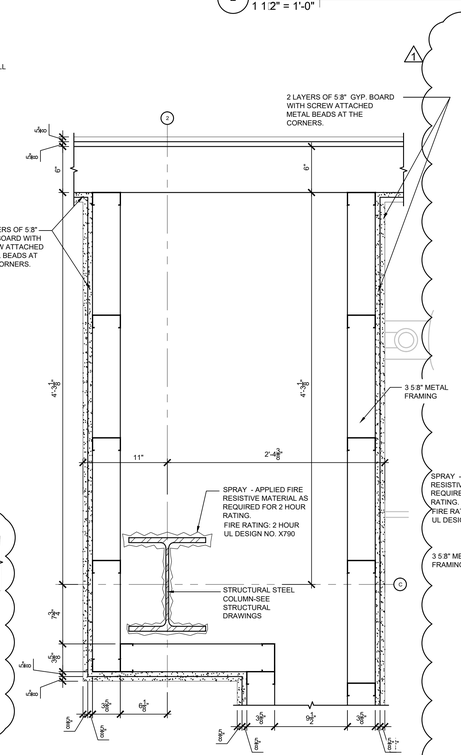

9 COL. ENCLOSURE DETAIL
1 1:2" = 1'-0"

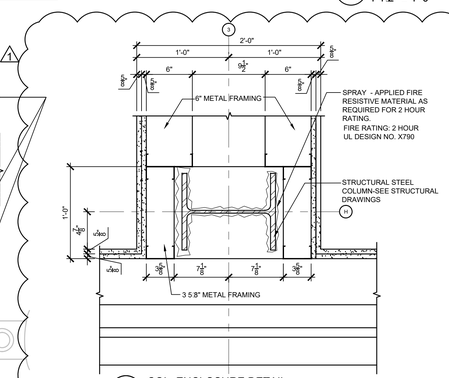

10 COL. ENCLOSURE DETAIL
1 1:2" = 1'-0"

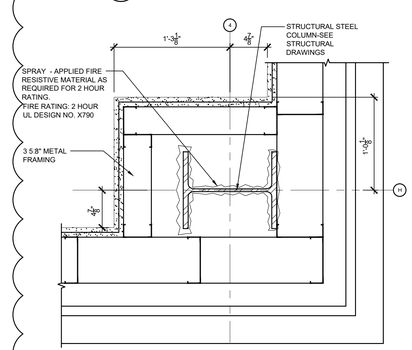

11 COL. ENCLOSURE DETAIL
1 1:2" = 1'-0"

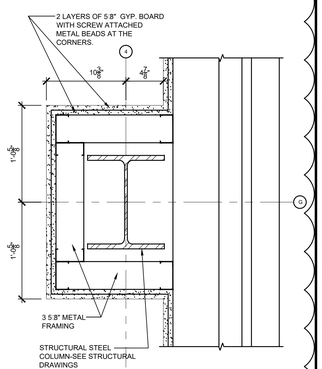

12 COL. ENCLOSURE DETAIL
1 1:2" = 1'-0"

PUBLIC BUILDING COMMISSION
Chicago Public Schools

ESMOND ELEMENTARY SCHOOL ANNEX & RENOVATIONS

1865 WEST MONTVALE AVE.
CHICAGO IL 60643

CHICAGO PUBLIC SCHOOLS
CITY OF CHICAGO, MAYOR RAHM EMANUEL

Architect of Record:
ONYX Architectural Services Inc.
ADDRESS: 750 N. FRANKLIN #207 Chicago, Illinois 60654
PHONE: 312-787-2748
FAX: 312-787-2857
WEB: www.onyxchicago.com

Design Architect:
LEGAT ARCHITECTS
SUSTAINABILITY | PERFORMANCE | DESIGN
ADDRESS: 651 W Washington Blvd. #1 Chicago, Illinois 60661
PHONE: 312.258.9595
FAX: 312.258.1555
WEB: www.legat.com

KMI Engineering
223 W. Jackson Blvd, #1010
Chicago, IL
Structural Design Engineers

Terra Engineering LTD.
225 W. Ohio St, 4th Flr
Chicago, IL
Civil Design Engineers

Dynacepts Engineering, LTD
2250 East Devon Ave. Suite 218
Des Plaines, IL
MEPFP Design Engineers

Planning Resources, Inc.
402 W. Liberty Drive
Wheaton, IL
Landscape Architects

Mackesy and Associates
321 N Clark St, #500
Chicago, IL
Food Service Design Consultant

WARNING:
ASBESTOS-CONTAINING BUILDING MATERIALS ARE OR MAY BE PRESENT IN THIS BUILDING. AN ASBESTOS-MANAGEMENT PLAN IS AVAILABLE IN THE SCHOOL FOR REVIEW UPON REQUEST. NO PERSON MAY DISTURB ASBESTOS-CONTAINING MATERIALS UNLESS THAT PERSON IS A LICENSED ASBESTOS WORKEWR OR CONDUCTS SUCH WORK IN ACCORDANCE WITH SPECIFICATIONS CONTAINED IN THE PROJECT DOCUMENTS AND IN COMPLIANCE WITH ILLINOIS DEPARTMENT OF HEALTH RULES AND REGULATIONS

Issuance

MARK	DESCRIPTION	DATE
1	AOR PREVIEW	04.10.17
2	100% SD	04.24.17
3	SD TRANSFER	05.11.17
4	100% DD	06.02.17
5	60% CD	07.27.17
6	90% CD	09.07.17
7	ISSUED FOR BID	10.26.17
1	ADDENDUM NO. 1	11.14.17

PBC Project Name: ESMOND ELEMENTARY SCHOOL ANNEX & RENOVATIONS
PBC Project No: 05125
ONYX Project No: 17005

Title
ENLARGED PLANS

Sheet
A1.3.2

32'-0" 0'-0" 16'-0" 32'-0" 64'-0"
1:32" = 1'-0"

16'-0" 0'-0" 8'-0" 16'-0" 32'-0"
1:16" = 1'-0"

8'-0" 0'-0" 4'-0" 8'-0" 16'-0"
1:8" = 1'-0"

4'-0" 0'-0" 2'-0" 4'-0" 8'-0"
1:4" = 1'-0"

2'-0" 0'-0" 1'-0" 2'-0" 4'-0"
1:2" = 1'-0"

1'-0" 0'-0" 0'-6" 1'-0" 2'-0"
1" = 1'-0"

0'-0" 0'-6" 1'-0" 2'-0"
1-1:2" = 1'-0"

0'-0" 0'-3" 0'-6" 0'-9" 1'-0"
3" = 1'-0"

0'-0" 0'-1-1:2" 0'-3" 0'-4-1:2" 0'-6"
6" = 1'-0"

GENERAL ROOF NOTES

1. ALL INSULATION JOINTS, HORI□ONTAL AND VERTICAL, ARE TO BE STAGGERED.

2. ALL INSULATION JOINTS GREATER THAN 1:4" ARE TO BE FILLED W□INSULATION STRIPS.

3. ALL ROOF PENETRATIONS, INCLUDING VENT STACKS, ROOF CURBS, AND PIPE SUPPORT CURBS ARE TO BE A MINIMUM OF 8" ABOVE THE ROOFING MEMBRANE.

4. FIELD VERIFY ALL CONDITIONS PRIOR TO SUBMITTING SHOP DRAWINGS INCLUDING TAPERED INSULATION DRAWINGS W□ALL DRAIN LOCATIONS.

5. ALL COUNTERFLASHING, COPING, AND MISC. METAL FLASHINGS PIECES ARE TO HAVE SEALANT APPLIED AT THEIR END CONDITIONS.

6. ALL EXPOSED FASTENERS TO BE CORROSION RESISTIVE, HAVE NEOPRENE WASHERS, AND BE COVERED W□SEALANT FOLLOWING ARCHITECT'S APPROVAL.

7. APPLY SINGLE PLY MEMBRANE MANUFACTURER'S SEALANT OVER FASTENER HEADS AT BASE FLASHING SECUREMENT.

8. DRAINS TO BE FLASHED AS PER MANUFACTURER'S SPECIFICATIONS.

9. PROVIDE COUNTERFLASHING FOR ALL VERTICAL FLANGES ON ENDWALL FLASHING PIECES.

10. WHEN CONDITIONS REQUIRE END WALL FLASHING TO BE INSTALLED, COORDINATE INSTALLATION SO THAT END WALL FLASHING AND COUNTERFLASHING COVERING IT ARE NOT DOUBLE FASTENED - ONLY ONE FASTENER IS REQUIRED TO SECURE BOTH PIECES.

11. SCREW FASTENERS FOR INSULATION ARE TO BE INSTALLED THROUGH TOP FLUTES OF METAL DECK ONLY.

12. ALL WOOD BLOCKING TO BE MITERED AND SCREWED, UNLESS NOTED OTHERWISE.

13. ALL COPING JOINTS TO ALIGN WITH CENTER OF METAL PANEL JOINTS AND MULLIONS, UNLESS NOTED OTHERWISE.

ROOF PLAN FLASHING NOTES

1. ALL FLASHING FLANGES ARE TO BE SET IN SEALANT.
2. ISOMETRIC DRAWINGS ARE DIAGRAMMATIC.
3. FOLLOWING INSTALLATION OF THE FLASHING, APPLY SEALANT TO ALL EXPOSED LEADING EDGES.
4. ALL SCREW ANCHOR LOCATIONS TO HAVE PRE-DRILLED 5:16" PILOT HOLES.
5. NON-EXPOSED SCREW ANCHORS INTO WOOD TO BE NO. 14 X 1-1:2 LONG 18-8 AUSTENITIC STAINLESS STEEL TYPE 304 :PAINT□ SCREW.
6. EXPOSED SCREW ANCHORS INTO WOOD TO BE NO. 14 X 1-1:2 LONG 18-8 AUSTENITIC STAINLESS STEEL TYPE 304 PAINT SCREW.
7. NON-EXPOSED SCREW ANCHORS INTO MASONRY ARE TO BE 1-1:4" X 3:16" STAINLESS STEEL SELF TAPPING SCREW FASTENERS.
8. EXPOSED SCREW ANCHORS INTO MASONRY ARE TO BE 1-1:4" X 3:16" STAINLESS STEEL SELF TAPPING SCREW FASTENERS WITH CLIMASEAL CORROSION RESISTIVE COATING AND NEOPRENE WASHERS.
9. EXPOSED SCREW FASTENERS INTO SHEET METAL TO BE 3:4" X 1:4" TEKS 1 WITH NEOPRENE WASHERS.
10. FIELD VERIFY ALL CONDITIONS PRIOR TO FABRICATION.
11. ALL EXPOSED SCREW FASTENERS ARE TO BE COVERED WITH SEALANT UNLESS NOTED OTHERWISE.

ROOF CONSTRUCTION NOTES

STRUCTURAL ROOF FRAMING SYSTEM SLOPES TO THE ROOF DRAINS SEE ROOF FRAMING PLAN SHEET S1.2

ROOF AREA A & B TO BE NEW MODIFIED BITUMEN MEMBRANE ROOFING ON TWO SYSTEM BASE PLIES WITH FULLY ADHERED INSULATION FASTENED TO THE METAL ROOF DECK.

ROOF AREA C TO BE NEW MODIFIED BITUMEN MEMBRANE ROOFING ON TWO SYSTEM BASE PLIES WITH INSULATION FULLY ADHERED TO THE CONCRETE ROOF DECK.

SEE ROOF DETAILS SHEET A1.4.1

EXPOSED DUCTWORK AND ASSOCIATED HANGERS WILL BE PAINTED, COLOR PER ARCHITECTURAL RECOMMENDATION.

PROVIDE 2" THICK WEATHERPROOF RIGID INSULATION FOR ALL DUCTWORK ON ROOF. SEE SPECS.

PROVIDE CONDENSATE DRAIN TO NEAREST ROOF DRAIN FOR ALL ROOFTOP UNITS.

ROOFTOP UNITS MOUNTED ON ROOF CURB. CURB PROVIDED BY MANUFACTURER.

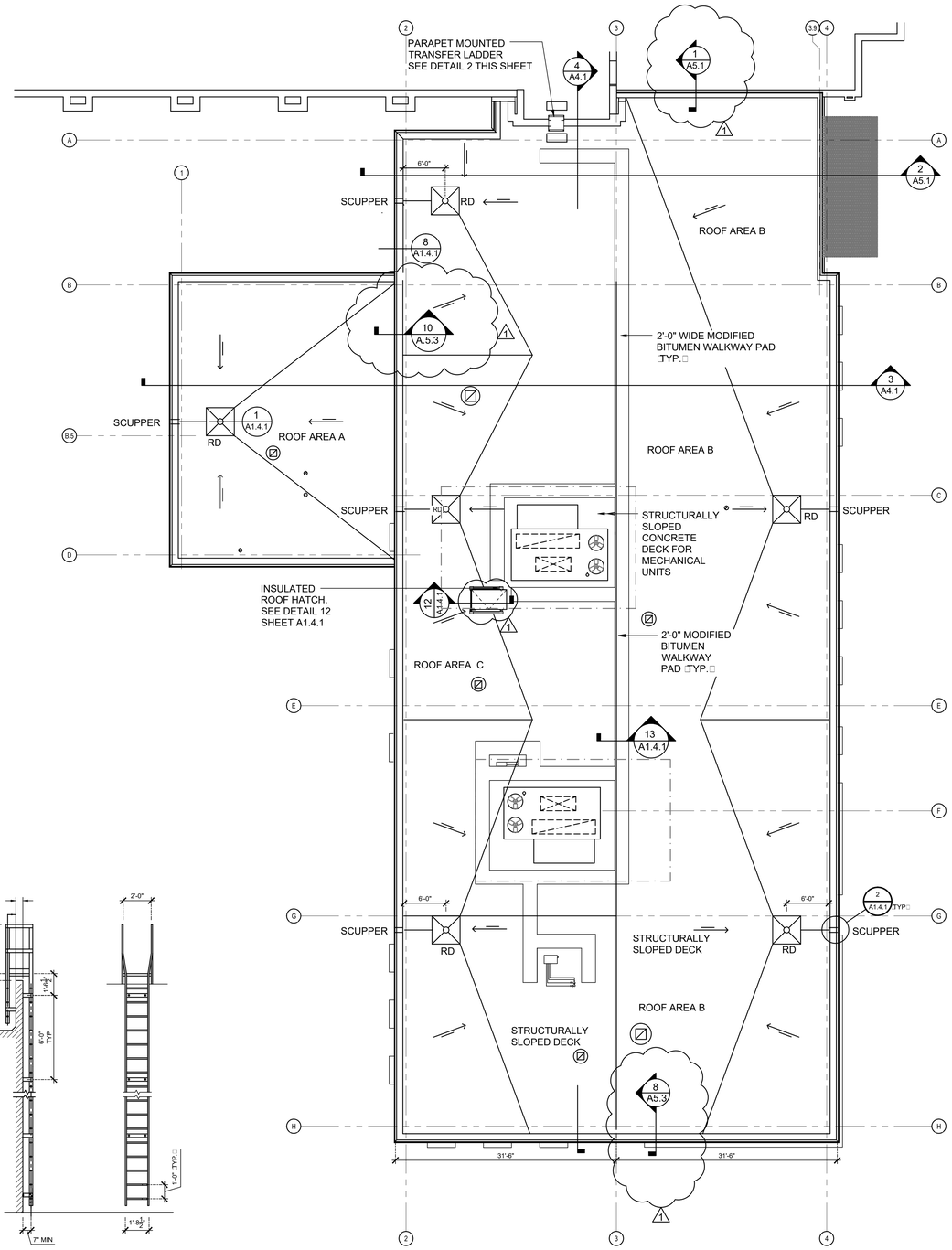

1 ROOF PLAN
1:8" = 1'-0"

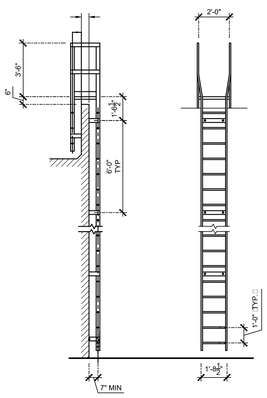

2 TRANSFER LADDER DETAIL
1:4" = 1'-0"

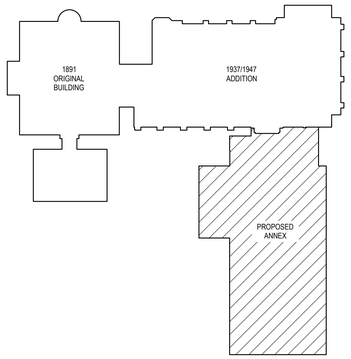

ESMOND ELEMENTARY SCHOOL ANNEX & RENOVATIONS

1865 WEST MONTVALE AVE.
CHICAGO IL 60643

CHICAGO PUBLIC SCHOOLS
CITY OF CHICAGO, MAYOR RAHM EMANUEL

Architect of Record:
ONYX Architectural Services Inc.
ADDRESS: 750 N. FRANKLIN #207
Chicago, Illinois 60654
PHONE: 312-787-2748
FAX: 312-787-2857
WEB: www.onyxchicago.com

Design Architect:
LEGAT ARCHITECTS
SUSTAINABILITY | PERFORMANCE | DESIGN
ADDRESS: 651 W Washington Blvd. #1
Chicago, Illinois 60661
PHONE: 312.258.9595
FAX: 312.258.1555
WEB: www.legat.com

KMI Engineering
223 W. Jackson Blvd, #1010
Chicago, IL
Structural Design Engineers

Terra Engineering LTD.
225 W. Ohio St, 4th Flr
Chicago, IL
Civil Design Engineers

Dynacepts Engineering, LTD
2250 East Devon Ave. Suite 218
Des Plaines, IL
MEPFP Design Engineers

Planning Resources, Inc.
402 W. Liberty Drive
Wheaton, IL
Landscape Architects

Mackesy and Associates
321 N Clark St, #500
Chicago, IL
Food Service Design Consultant

WARNING:
ASBESTOS-CONTAINING BUILDING MATERIALS ARE OR MAY BE PRESENT IN THIS BUILDING. AN ASBESTOS-MANAGEMENT PLAN IS AVAILABLE IN THE SCHOOL FOR REVIEW UPON REQUEST. NO PERSON MAY DISTURB ASBESTOS-CONTAINING MATERIALS UNLESS THAT PERSON IS A LICENSED ASBESTOS WORKEWR OR CONDUCTS SUCH WORK IN ACCORDANCE WITH SPECIFICATIONS CONTAINED IN THE PROJECT DOCUMENTS AND IN COMPLIANCE WITH ILLINOIS DEPARTMENT OF HEALTH RULES AND REGULATIONS

Issuance

MARK	DESCRIPTION	DATE
1	AOR PREVIEW	04.10.17
2	100% SD	04.24.17
3	SD TRANSFER	05.11.17
4	100% DD	06.02.17
5	60% CD	07.27.17
6	90% CD	09.07.17
7	ISSUED FOR BID	10.26.17
1	ADDENDUM NO. 1	11.14.17

PBC Project Name: ESMOND ELEMENTARY SCHOOL ANNEX & RENOVATIONS

PBC Project No: 05125

ONYX Project No: 17005

Title

ANNEX ROOF PLAN

Sheet

A1.4

1:32" = 1'-0" | 1:16" = 1'-0" | 1:8" = 1'-0" | 1:4" = 1'-0" | 1:2" = 1'-0" | 1" = 1'-0" | 1-1:2" = 1'-0" | 3" = 1'-0" | 6" = 1'-0"

ARCHITECTURAL PLAN REFERENCE NOTES

NOTE	DESCRIPTION
01	1:2" DEPRESSED SLAB FOR RECESSED ENTRANCE FLOORING
02	LINE OF 1" EXPANSION - JOINT AND COVER PLATES REQUIRED
03	REMOVE EXISTING WINDOW - INFILL WITH BRICK MASONRY AND METAL STUD BACKUP
04	DEMOLISH EXISTING STAIR AND PREP FOR NEW WORK - INFILL CONCRETE SLAB AT SECOND FLOOR
05	EMERGENCY EXIT ONLY
06	STAIR ENCLOSURE COMPRISED OF 8" CMU WALLS
07	METAL STUD WALL WITH UTILITY BRICK FACE IN ENTRY FRONT LOBBY CORRIDOR
08	4-HOUR VESTIBULE ENCLOSURE COMPRISED OF 8" CMU WALLS WITH METAL STUD AND HIGH IMPACT GYPSUM BOARD FURRING ON CORRIDOR SIDE
09	DEMOLISH INTERIOR PARTITIONS, INTERIOR DOORS, AND ASSOCIATED FINISHES TO PREPARE FOR NEW WORK
10	REMOVE EXISTING WINDOW - INFILL WITH BRICK MASONRY AND METAL STUD BACKUP
11	REMOVE EXISTING DOOR AND REPLACE WITH TEMPORARY B-LABEL DOOR: 1□48"W LEAF SWING INTO GYM.□1□36"W LEAF SWING OUT - REFER TO TEMPORARY EGRESS PLAN FOR ADDITIONAL INFORMATION

NOTE: TYPICAL INTERIOR PARTITIONS COMPOSED OF 6" METAL STUDS WITH HIGH-IMPACT GYPSUM BOARD ON BOTH SIDES, UNLESS NOTED OTHERWISE

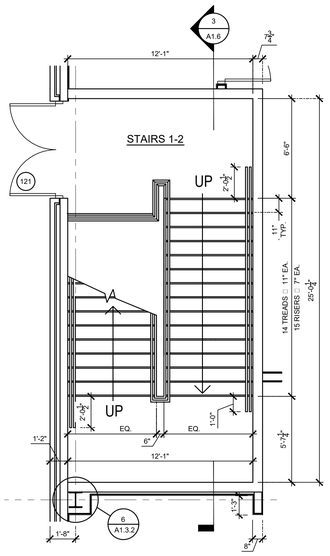

1 ENLARGED STAIRS PLAN 1-2, 1ST FLOOR
1:4" = 1'-0"

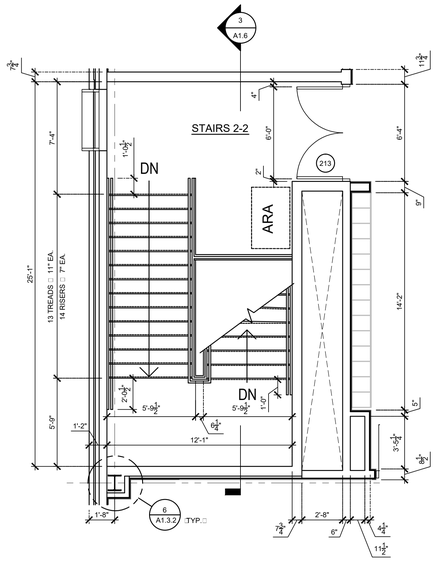

2 ENLARGED STAIRS PLAN 2-2, 2ND FLOOR
1:4" = 1'-0"

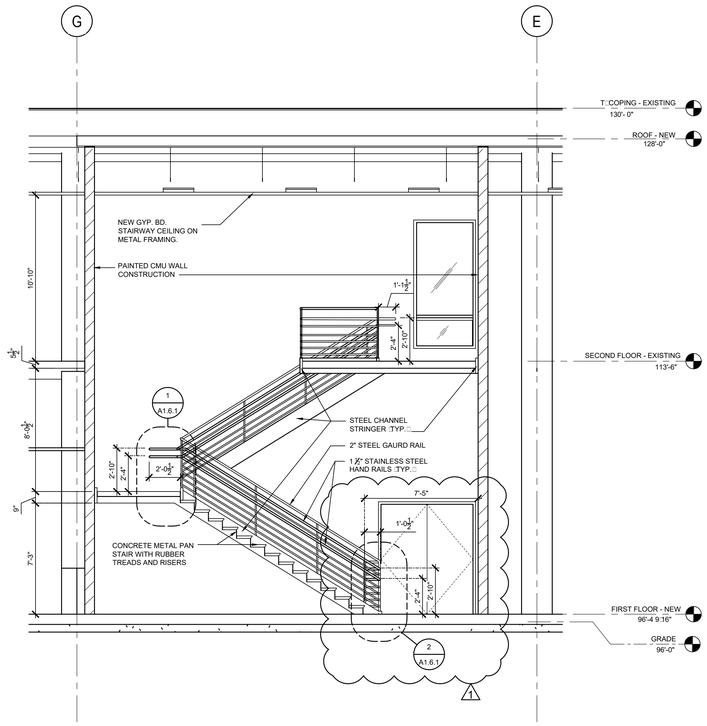

3 REAR STAIRS SECTIONS
1:4" = 1'-0"

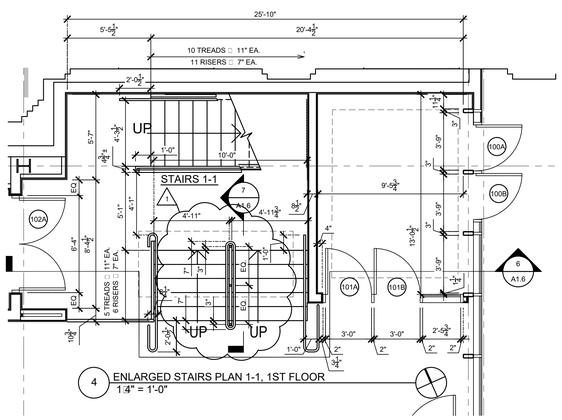

4 ENLARGED STAIRS PLAN 1-1, 1ST FLOOR
1:4" = 1'-0"

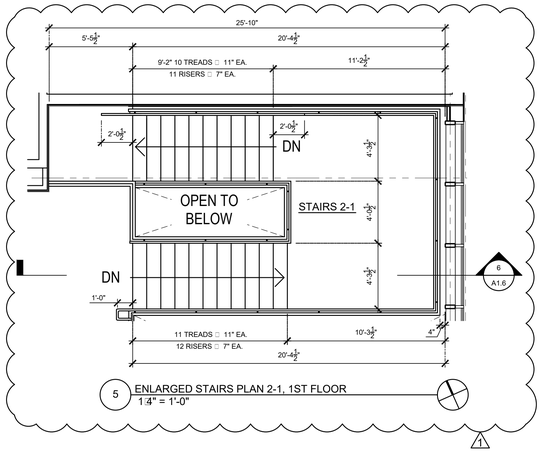

5 ENLARGED STAIRS PLAN 2-1, 1ST FLOOR
1:4" = 1'-0"

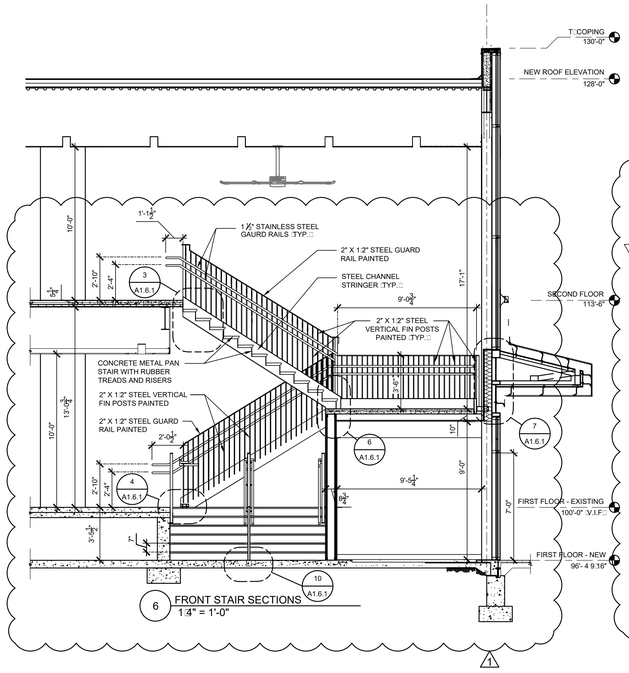

6 FRONT STAIR SECTIONS
1:4" = 1'-0"

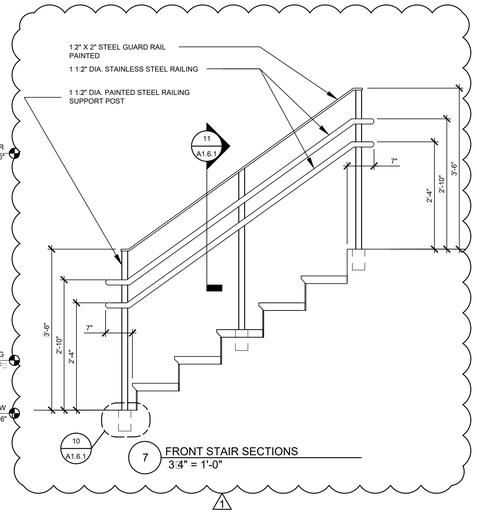

7 FRONT STAIR SECTIONS
3:4" = 1'-0"

PUBLIC BUILDING COMMISSION
Chicago Public Schools

ESMOND ELEMENTARY SCHOOL ANNEX & RENOVATIONS

1865 WEST MONTVALE AVE.
CHICAGO IL 60643

CHICAGO PUBLIC SCHOOLS
CITY OF CHICAGO, MAYOR RAHM EMANUEL

Architect of Record:
ONYX Architectural Services Inc.
ADDRESS: 750 N. FRANKLIN #207
Chicago, Illinois 60654
PHONE: 312-787-2748
FAX: 312-787-2857
WEB: www.onyxchicago.com

Design Architect:
LEGAT ARCHITECTS
SUSTAINABILITY | PERFORMANCE | DESIGN
ADDRESS: 651 W Washington Blvd. #1
Chicago, Illinois 60661
PHONE: 312.258.9595
FAX: 312.258.1555
WEB: www.legat.com

KMI Engineering
223 W. Jackson Blvd, #1010
Chicago, IL
Structural Design Engineers

Terra Engineering LTD.
225 W. Ohio St, 4th Flr
Chicago, IL
Civil Design Engineers

Dynacepts Engineering, LTD
2250 East Devon Ave. Suite 218
Des Plaines, IL
MEPFP Design Engineers

Planning Resources, Inc.
402 W. Liberty Drive
Wheaton, IL
Landscape Architects

Mackesy and Associates
321 N Clark St, #500
Chicago, IL
Food Service Design Consultant

WARNING:
ASBESTOS-CONTAINING BUILDING MATERIALS ARE OR MAY BE PRESENT IN THIS BUILDING. AN ASBESTOS-MANAGEMENT PLAN IS AVAILABLE IN THE SCHOOL FOR REVIEW UPON REQUEST. NO PERSON MAY DISTURB ASBESTOS-CONTAINING MATERIALS UNLESS THAT PERSON IS A LICENSED ASBESTOS WORKER OR CONDUCTS SUCH WORK IN ACCORDANCE WITH SPECIFICATIONS CONTAINED IN THE PROJECT DOCUMENTS AND IN COMPLIANCE WITH ILLINOIS DEPARTMENT OF HEALTH RULES AND REGULATIONS

Issuance

MARK	DESCRIPTION	DATE
1	AOR PREVIEW	04.10.17
2	100% SD	04.24.17
3	SD TRANSFER	05.11.17
4	100% DD	06.02.17
5	60% CD	07.27.17
6	90% CD	09.07.17
7	ISSUED FOR BID	10.26.17
1	ADDENDUM NO. 1	11.14.17

PBC Project Name: ESMOND ELEMENTARY SCHOOL ANNEX & RENOVATIONS

PBC Project No: 05125

ONYX Project No: 17005

Title

ENLARGED STAIRS

Sheet

A1.6

1:32" = 1'-0" | 1:16" = 1'-0" | 1:8" = 1'-0" | 1:4" = 1'-0" | 1:2" = 1'-0" | 1" = 1'-0" | 1-1:2" = 1'-0" | 3" = 1'-0" | 6" = 1'-0"

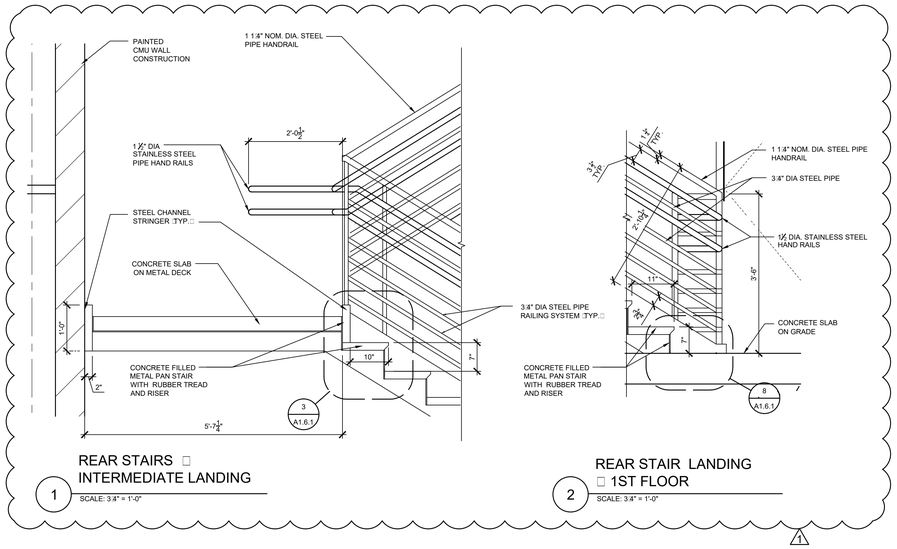

1 REAR STAIRS INTERMEDIATE LANDING
SCALE: 3:4" = 1'-0"

2 REAR STAIR LANDING 1ST FLOOR
SCALE: 3:4" = 1'-0"

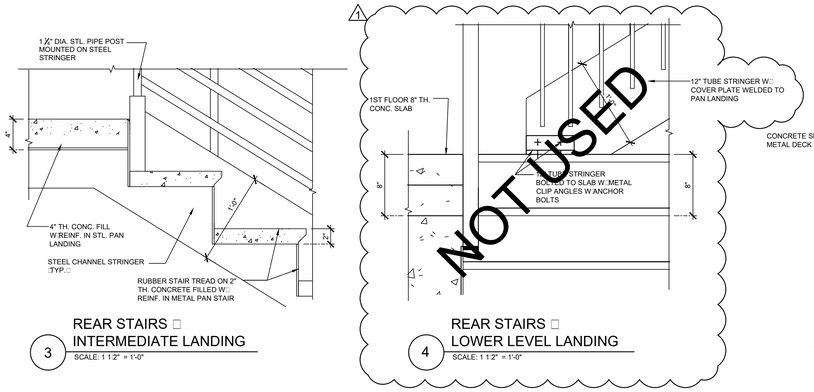

3 REAR STAIRS INTERMEDIATE LANDING
SCALE: 1 1:2" = 1'-0"

4 REAR STAIRS LOWER LEVEL LANDING
SCALE: 1 1:2" = 1'-0"

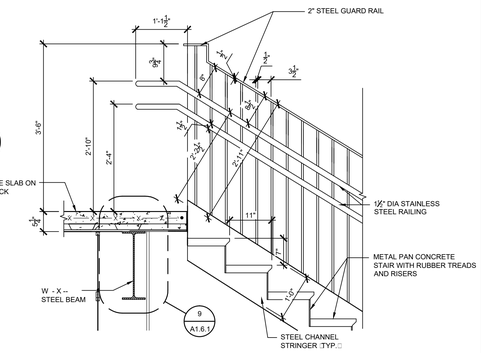

5 FRONT STAIRS LANDING 2ND FLOOR
SCALE: 3:4" = 1'-0"

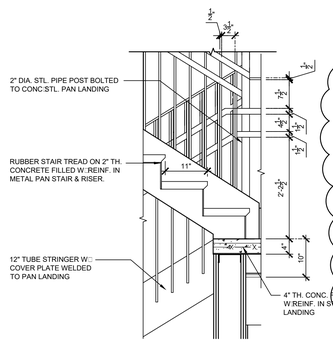

6 FRONT STAIRS INTERMEDIATE LANDING
SCALE: 3:4" = 1'-0"

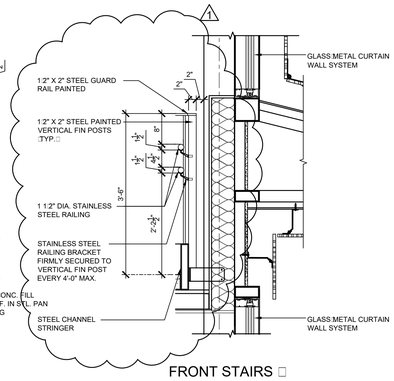

7 FRONT STAIRS INTERMEDIATE LANDING
SCALE: 3:4" = 1'-0"

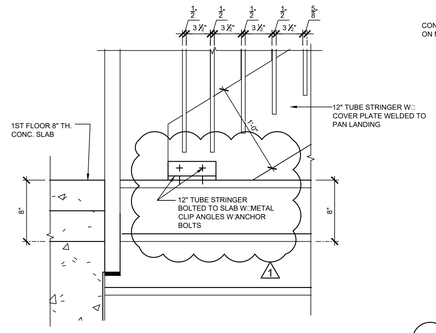

8 FRONT STAIRS FIRST LEVEL LANDING
SCALE: 1 1:2" = 1'-0"

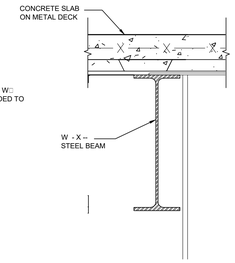

9 FRONT STAIRS SECTION INTERMEDIATE LANDING
SCALE: 1 1:2" = 1'-0"

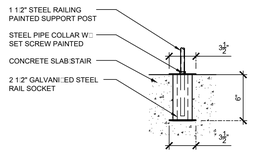

10 FLOOR MOUNTED RAILING DETAIL
SCALE: 1 1:2" = 1'-0"

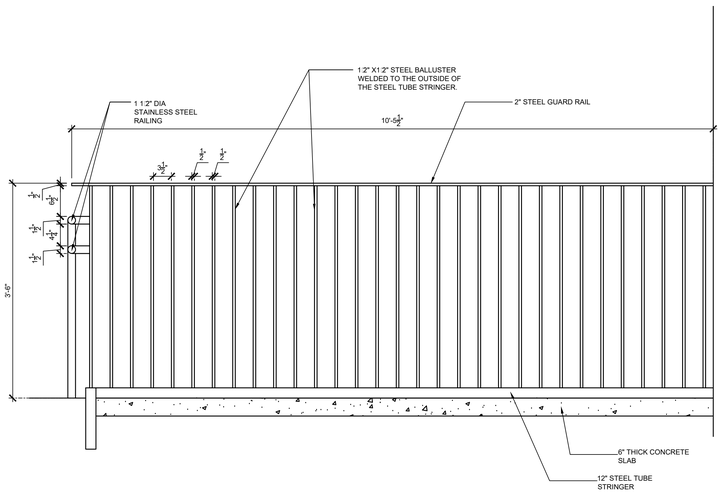

10 RAILING ELEVATION
SCALE: 1" = 1'-0"

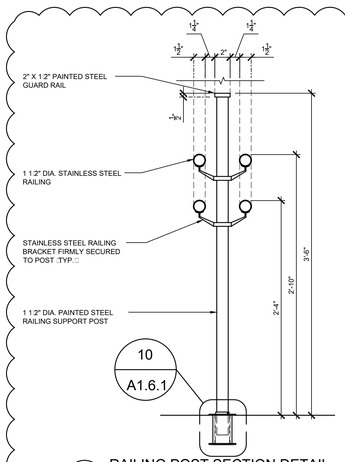

11 RAILING POST SECTION DETAIL
SCALE: 1 1:2" = 1'-0"

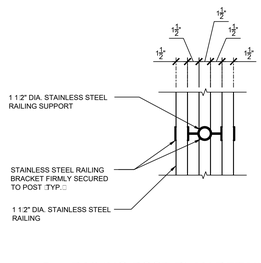

12 RAILING POST PLAN DETAIL
SCALE: 1 1:2" = 1'-0"

ESMOND ELEMENTARY SCHOOL ANNEX & RENOVATIONS

1865 WEST MONTVALE AVE.
CHICAGO IL 60643

CHICAGO PUBLIC SCHOOLS
CITY OF CHICAGO, MAYOR RAHM EMANUEL

Architect of Record:
ONYX Architectural Services Inc.
ADDRESS: 750 N. FRANKLIN #207
Chicago, Illinois 60654
PHONE: 312-787-2748
FAX: 312-787-2857
WEB: www.onyxchicago.com

Design Architect:
LEGAT ARCHITECTS
SUSTAINABILITY | PERFORMANCE | DESIGN
ADDRESS: 651 W Washington Blvd. #1
Chicago, Illinois 60661
PHONE: 312.258.9595
FAX: 312.258.1555
WEB: www.legat.com

KMI Engineering
223 W. Jackson Blvd, #1010
Chicago, IL
Structural Design Engineers

Terra Engineering LTD.
225 W. Ohio St, 4th Flr
Chicago, IL
Civil Design Engineers

Dynacepts Engineering, LTD
2250 East Devon Ave. Suite 218
Des Plaines, IL
MEPFP Design Engineers

Planning Resources, Inc.
402 W. Liberty Drive
Wheaton, IL
Landscape Architects

Mackesy and Associates
321 N Clark St, #500
Chicago, IL
Food Service Design Consultant

WARNING:
ASBESTOS-CONTAINING BUILDING MATERIALS ARE OR MAY BE PRESENT IN THIS BUILDING. AN ASBESTOS-MANAGEMENT PLAN IS AVAILABLE IN THE SCHOOL FOR REVIEW UPON REQUEST. NO PERSON MAY DISTURB ASBESTOS-CONTAINING MATERIALS UNLESS THAT PERSON IS A LICENSED ASBESTOS WORKEWR OR CONDUCTS SUCH WORK IN ACCORDANCE WITH SPECIFICATIONS CONTAINED IN THE PROJECT DOCUMENTS AND IN COMPLIANCE WITH ILLINOIS DEPARTMENT OF HEALTH RULES AND REGULATIONS

Issuance

MARK	DESCRIPTION	DATE
1	AOR PREVIEW	04.10.17
2	100% SD	04.24.17
3	SD TRANSFER	05.11.17
4	100% DD	06.02.17
5	60% CD	07.27.17
6	90% CD	09.07.17
7	ISSUED FOR BID	10.26.17
1	ADDENDUM NO. 1	11.14.17

PBC Project Name: ESMOND ELEMENTARY SCHOOL ANNEX & RENOVATIONS
PBC Project No: 05125
ONYX Project No: 17005

Title
ENLARGED STAIRS

Sheet
A1.6.1

32'-0" 0'-0" 16'-0" 32'-0" 64'-0" 1:32" = 1'-0" | 16'-0" 0'-0" 8'-0" 16'-0" 32'-0" 1:16" = 1'-0" | 8'-0" 0'-0" 4'-0" 8'-0" 16'-0" 1:8" = 1'-0" | 4'-0" 0'-0" 2'-0" 4'-0" 8'-0" 1:4" = 1'-0" | 2'-0" 0'-0" 1'-0" 2'-0" 4'-0" 1:2" = 1'-0" | 1'-0" 0'-0" 0'-6" 1'-0" 2'-0" 1" = 1'-0" | 0'-0" 0'-6" 1'-0" 2'-0" 1-1:2" = 1'-0" | 0'-0" 0'-3" 0'-6" 0'-9" 1'-0" 3" = 1'-0" | 0'-0" 0'-1-1:2" 0'-3" 0'-4-1:2" 0'-6" 6" = 1'-0"

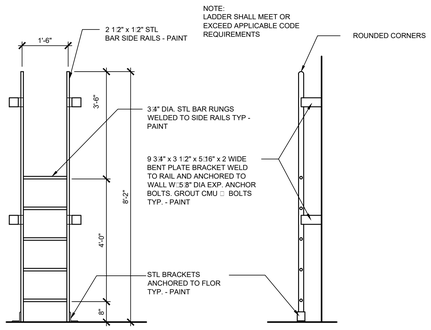

5 / A1.7 ELEVATOR LADDER DETAIL
SCALE: 1:2" = 1'-0"

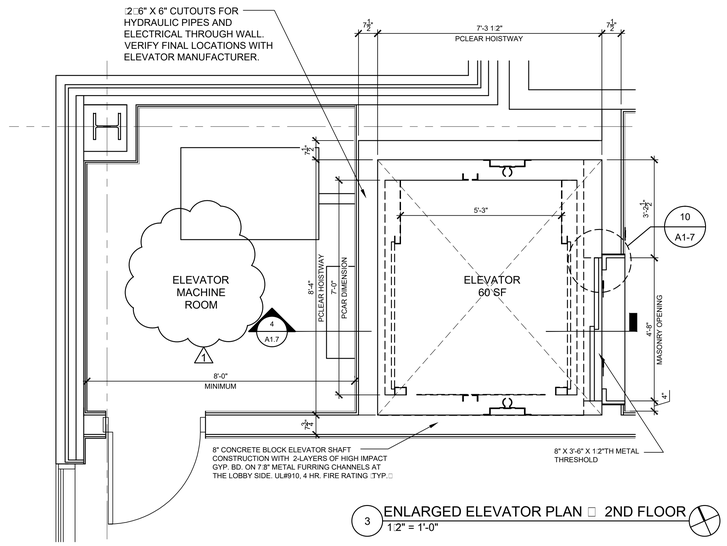

3 ENLARGED ELEVATOR PLAN □ 2ND FLOOR
1:2" = 1'-0"

GENERAL NOTES

1. MAXIMUM CAR SPEED 30 FPM, MAX LOAD CAPACITY: 3000 LB.
2. PIT DEPTH AND OVERHEAD CLEARANCE SHALL BE IN ACCORDANCE WITH ANSI AND:OR LOCAL CODE. :VERIFY WITH MANUFACTURER SPECIFICATION□
3. HOISTWAY WALL MUST SUPPORT RAIL FORCES LISTED IN THE MANUFACTURERS DATA.
4. PIT FLOOR MUST BE ADEQUATELY REINFORCED TO TRANSMITT PRESSURES LISTED IN THE MANUFACTURERS DATA.
5. ONLY ELEVATOR RELATED EQUIPMENT SHALL BE ALLOWED IN THE HOISTWAY OR EQUIPMENT ROOM.
6. CODE REQUIRES A LOCKED GOVERNOR ACCESS DOOR AT THE TOP OF THE HOISTWAY THIS DOOR SHALL BE A MAX. SI:E OF 24" x 24" AND ACCESSIBLE WITHIN THE BUILDING OR FROM THE ROOF.
7. ELEVATOR CAB TO HAVE RAISED 5:8" THICK WALL PANELS CLAD WITH PLASTIC LAMINATE 756 NATURAL MAPLE WITH 3:8" x 2" STAINLESS STEEL HAND RAILS, CARPET FLOORING C-1, AND ELEVATOR CEILING DESIGN F WITH 3D METALLIC SILVER LAMINATE FINISH. HOISTWAY ENTRANCE AND DOORS TO BE PAINTED WITH BAKED ENAMEL PAINT AS SPECIFIED. ELEVATOR SIGNAL FACE PLATE AND TRIM TO BE STAINLESS STEEL.
8. SEE STRUCTURAL DRAWING S1.0 FOR ADDITIONAL DETAILS AND REINFORCING
9. PROVIDE ELEVATOR SILL ANGLES FOR ALL ENTRIES INTO HOISTWAY
10. WHEN A DIMENSION ON A DRAWING IS GIVEN, THE CONSTRUCTION TOLERANCE ALLOWED BY CPS IS + ¼" TO - ¼" OF THE DIMENSION ON THE DRAWING.
11. WHEN A RANGE IS GIVEN FOR A DIMENSION ON A DRAWING, THERE IS NO CONSTRUCTION TOLERANCE ALLOWED BY CPS. THE ITEM MUST BE INSTALLED IN THE RANGE INDICATED.
12. ELEVATORS SHALL COMPLY WITH ICC:ANSI A117.1-2003 SECTION 407
13. REFER TO SHEET AS.11 FOR SIGNAGE DETAILS INDICATED ON THIS SHEET.
14. PROVIDE VANDAL RESISTANT BUTTONS FOR ELEVATOR CONTROLS
15. COORDINATE LOCATION OF SUMP PIT, LADDER AND ELECTRICAL OUTLET:S□
16. ELEVATOR SHALL BE A NEW 3-STOP HYDRAULIC, SEE PROJECT MANUAL FOR APPROVED MANUFACTURERS.
17. SEE ELECTRICAL DRAWINGS FOR WORK LIGHTS, RECEPTACLES, FIRE ALARM SERVICE AND INTERCOM.
18. COORDINATE EXACT SHAFT SI□E AND MACHINE ROOM SI□E WITH APPROVED ELEVATOR MANUFACTURER.
19. SEE MECHANICAL DRAWINGS FOR MACHINE CLOSET AND SHAFT VENTILATION.
20. CYLINDER CASING, WELL HOLE, RAILS, RAIL GUIDES, CAB AND HYDRAULICS AS PER ELEVATOR MANUFACTURER SPECIFICATIONS. SEE SECTION 14 24 23 IN PROJECT MANUAL FOR ADDITIONAL ELEVATOR SPECIFICATIONS.

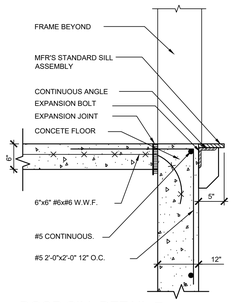

6 / A1.7 DOOR SILL DETAIL □ LOWER LEVEL
SCALE: 1" = 1'-0"

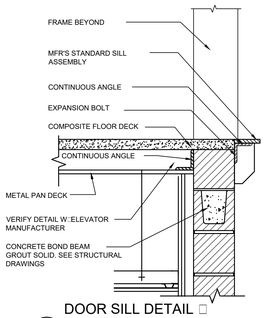

7 / A1-7 DOOR SILL DETAIL □ 1ST & 2ND FLR.
SCALE: 1" = 1'-0"

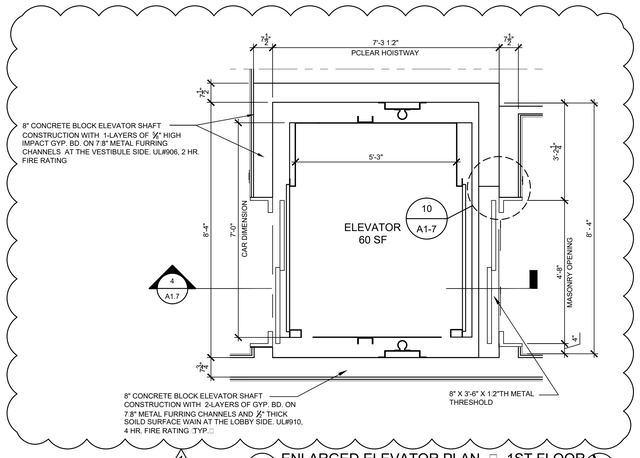

2 ENLARGED ELEVATOR PLAN □ 1ST FLOOR
1:2" = 1'-0"

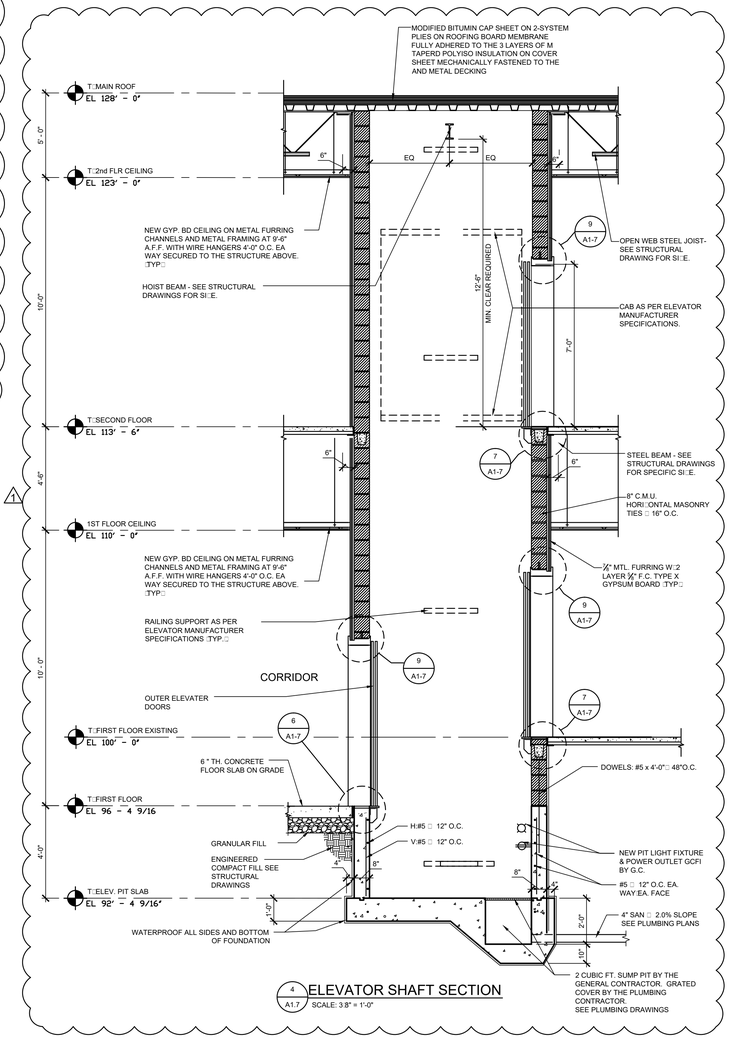

4 / A1.7 ELEVATOR SHAFT SECTION
SCALE: 3:8" = 1'-0"

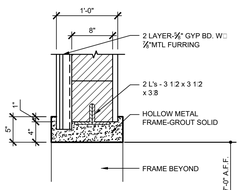

9 / A1-7 DOOR HEAD DETAIL □TYP.□
SCALE: 1" = 1'-0"

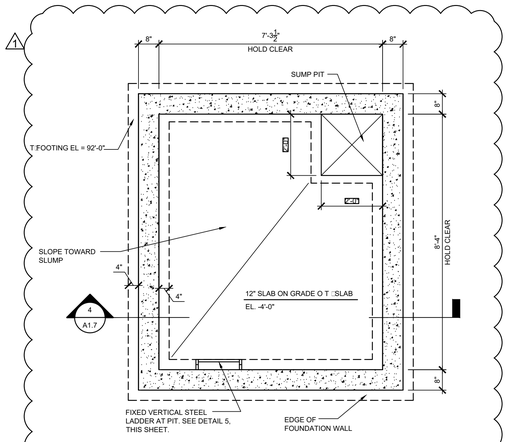

1 ENLARGED ELEVATOR FOUNDATION PLAN
1:2" = 1'-0"

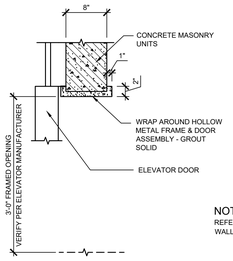

NOTE:
REFER TO SHEET A6.1 FOR WALL TYPES.

10 / A1.7 DOOR JAMB DETAIL
SCALE: 1" = 1'-0"

PUBLIC BUILDING COMMISSION
Chicago Public Schools

ESMOND ELEMENTARY SCHOOL ANNEX & RENOVATIONS

1865 WEST MONTVALE AVE.
CHICAGO IL 60643

CHICAGO PUBLIC SCHOOLS
CITY OF CHICAGO, MAYOR RAHM EMANUEL

Architect of Record:
ONYX Architectural Services Inc.
ADDRESS: 750 N. FRANKLIN #207 Chicago, Illinois 60654
PHONE: 312-787-2748
FAX: 312-787-2857
WEB: www.onyxchicago.com

Design Architect:
LEGAT ARCHITECTS
SUSTAINABILITY | PERFORMANCE | DESIGN
ADDRESS: 651 W Washington Blvd. #1 Chicago, Illinois 60661
PHONE: 312.258.9595
FAX: 312.258.1555
WEB: www.legat.com

KMI Engineering
223 W. Jackson Blvd, #1010
Chicago, IL
Structural Design Engineers

Terra Engineering LTD.
225 W. Ohio St, 4th Flr
Chicago, IL
Civil Design Engineers

Dynacepts Engineering, LTD
2250 East Devon Ave. Suite 218
Des Plaines, IL
MEPFP Design Engineers

Planning Resources, Inc.
402 W. Liberty Drive
Wheaton, IL
Landscape Architects

Mackesy and Associates
321 N Clark St, #500
Chicago, IL
Food Service Design Consultant

WARNING:
ASBESTOS-CONTAINING BUILDING MATERIALS ARE OR MAY BE PRESENT IN THIS BUILDING. AN ASBESTOS-MANAGEMENT PLAN IS AVAILABLE IN THE SCHOOL FOR REVIEW UPON REQUEST. NO PERSON MAY DISTURB ASBESTOS-CONTAINING MATERIALS UNLESS THAT PERSON IS A LICENSED ASBESTOS WORKEWR OR CONDUCTS SUCH WORK IN ACCORDANCE WITH SPECIFICATIONS CONTAINED IN THE PROJECT DOCUMENTS AND IN COMPLIANCE WITH ILLINOIS DEPARTMENT OF HEALTH RULES AND REGULATIONS

Issuance

MARK	DESCRIPTION	DATE
1	AOR PREVIEW	04.10.17
2	100% SD	04.24.17
3	SD TRANSFER	05.11.17
4	100% DD	06.02.17
5	60% CD	07.27.17
6	90% CD	09.07.17
7	ISSUED FOR BID	10.26.17
1	ADDENDUM NO. 1	11.14.17

PBC Project Name: ESMOND ELEMENTARY SCHOOL ANNEX & RENOVATIONS
PBC Project No: 05125
ONYX Project No: 17005

Title
ENLARGED ELEVATOR PLAN

Sheet
A1.7

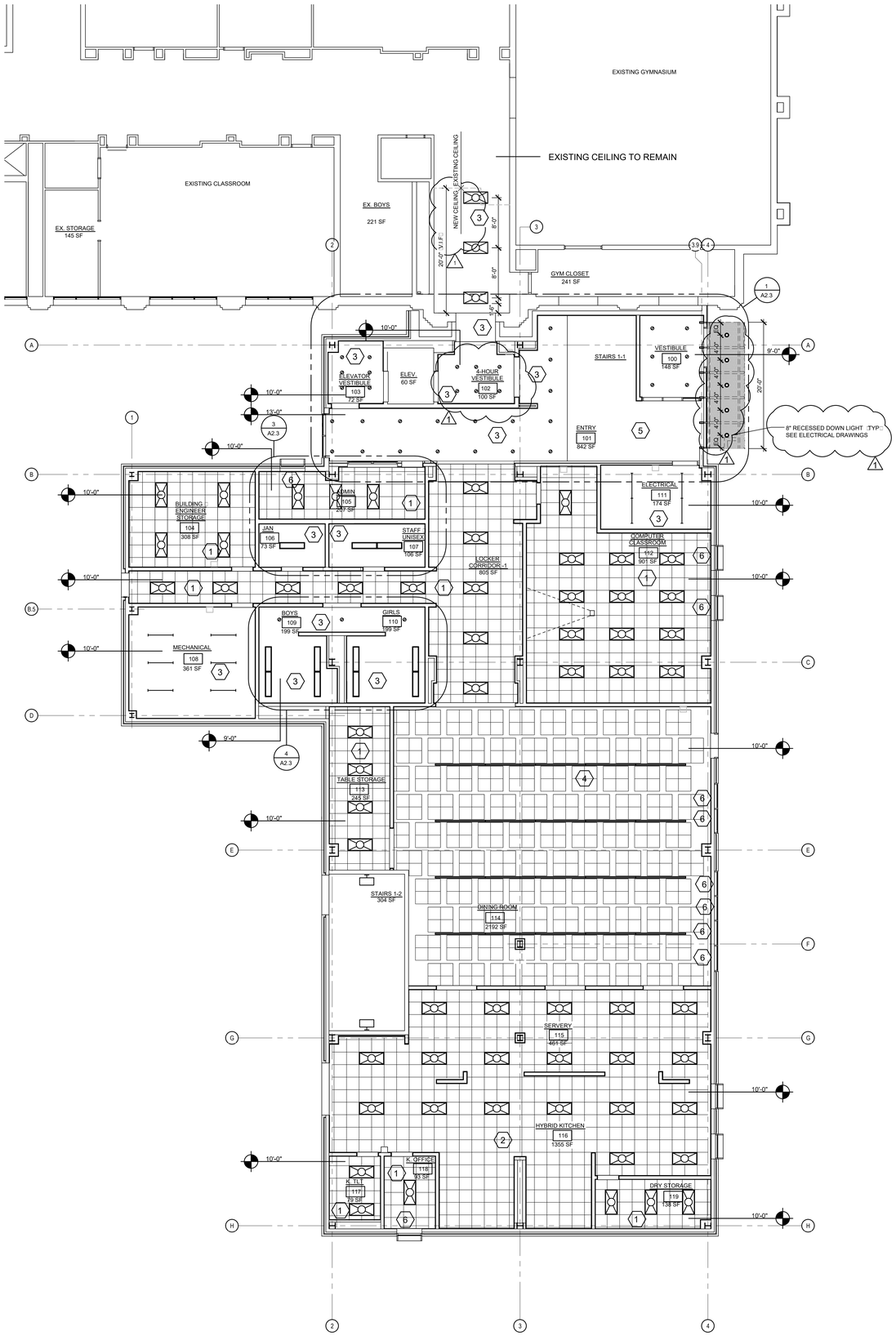

1 FIRST FLOOR REFLECTED CEILING PLAN
1/8" = 1'-0"

CEILING TYPE LEGEND

SYM.	DESCRIPTION
1	2'X2' ACOUSTICAL LAY-IN TILE
2	2'X2' LAY-IN SCRUBBABLE CEILING TILES, USDA APPROVED
3	NEW PAINTED GYPSUM BOARD CEILING ON METAL FRAMING. SEE PLAN FOR ELEVATION
4	PAINTED EXPOSED STRUCTURE WITH DROPPED ACOUSTICAL CLOUDS COMPRISED OF 4'X4'X1" THICK CEILING TILES WITH FIBERGLASS SUBSTRATE. ACOUSTICAL TRANSPAREN MEMBRANE WITH ACRYLIC PAINT FINISH WITH A NRC OF 95MIN.
5	OPEN ABOVE
6	WINDOW COVERING - ROLLER SHADE :MECH. SHADE - VINYL FABIC:: MANUALLY OPERATED SOFFIT MOUNTED WINDOW SHADE

REFLECTED CEILING PLAN NOTES

NOTE	DESCRIPTION
1	PAINT ALL EXPOSED OPEN AREAS & CEILINGS
2	ALL CEILINGS TO BE 10'-0" A.F.F. U.N.O.
3	ALL A.C.T. CEILINGS TO BE ACT-1 U.N.O
4	ALL GYP. BD. CEILING TO BE PAINTED P-01 U.N.O.
5	COORDINATE ALL LIGHT FIXTURE::EXIT SIGN DEVICES WITH ELECTRICAL DRAWINGS. DEVICES ARE SHOWN HERE TO REFLECT LOCATIONS. ANY DISCREPANCY BETWEEN THE ARCHITECTURAL AND ELECTRICAL DRAWING IN REGARDS TO QUANTITY OR TYPE SHOULD BE BROUGHT TO THE ATTENTION OF THE ARCHITECT.
6	FOR ALL MECHANICAL GRILLES, DIFFUSERS ETC. SEE MECHANICAL DRAWINGS FOR EXACT QUANTITY, LOCATION, AND TYPE.
7	FOR SPRINKLER HEADS AND FIRE PROTECTION DEVICES SEE MECHANICAL::ELECTRICAL::PLUMBING::FIRE PROTECTION DRAWINGS FOR EXACT QUANTITY, LOCATION AND TYPE.
8	CENTER ACOUSTICAL TILE GRID IN ROOM, AS INDICATED ON RCP, U.N.O.
9	CENTER LIGHT FIXTURES IN ACOUSTICAL TILES AS INDICATED ON RCP, U.N.O.
10	PAINT UNDERSIDE OF STAIRS AND LANDING IN ALL STAIRWELLS.
11	PROVIDE ACCESS PANELS IN GYP. BD. CEILING AS NECESSARY TO ACCESS MEP SYSTEMS. COORDINATE WITH MECHANICAL::ELECTRICAL::PLUMBING::FIRE PROTECTION DRAWINGS AS NECESSARY.
12	PAINT ALL MECHANICAL GRILLES, DIFFUSERS AND ACCESS PANELS TO MATCH DRYWALL CEILING
13	CEILING MOUNTED PROJECTOR SCREEN WITH ADJUSTABLE BRACKET FIRMLY SECURED TO STRUCTURE ABOVE

LIGHT FIXTURE LEGEND

DESCRIPTION
8' LED STRIPLIGHT LITHONIA ::T::L:1N L96 - LED 0 W 120 V
4" LED RECESSED WALLWASH GOTHAM :EVO WW 35:10 - LED 0 W 120 V CHICAGO PLENUM
4' LED INTERIOR LINEAR FIXTURE PINNACLE :E2A - LED 0 W 120 V CHICAGO PLENUM
2'x4' VOLUMETRIC TROFFER RECESS MOUNTED LITHONIA ::2VT8 2 32 ADP - FLUORESCENT 0 W 120 V CHICAGO PLENUM
4' LED INTERIOR LINEAR FIXTURE PINNACLE :E2A - LED 0 W 120 V
4" LED RECESSED MEDIUM BEAM DOWNLIGHT PORTFOLIO :: LD4ACP09 - LED 0 W 120 V CHICAGO PLENUM
1'x4' LED AMBIENT LENSED TROFFER RECESS MOUNTED LITHONIA :: TL4 43L - LED 0 W 120 V CHICAGO PLENUM
LOW-PROFILE ENCLOSED AND GASKETED INDUSTRIAL CEILING MOUNTED
LOW BAY INDUSTRIAL LINEAR PENDANT LITHONIA ::EJS 2 32 MVOLT - FLUORESCENT 0 W 120 V
4' RECESSED MOUNTED WALL WASH PINNACLE :EV3WW - FLUORESCENT 0 W 120 V CHICAGO PLENUM 112
4' WALL MOUNTED FIXTURE CORLITE :: DWI-WA-4L30-IC-UNV-JU-WA-9-FC-W ::3000K LED

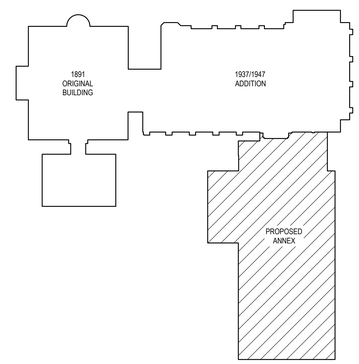

PUBLIC BUILDING COMMISSION
Chicago Public Schools

ESMOND ELEMENTARY SCHOOL ANNEX & RENOVATIONS

1865 WEST MONTVALE AVE.
CHICAGO IL 60643

CHICAGO PUBLIC SCHOOLS
CITY OF CHICAGO, MAYOR RAHM EMANUEL

Architect of Record:
ONYX Architectural Services Inc.
ADDRESS: 750 N. FRANKLIN #207
Chicago, Illinois 60654
PHONE: 312-787-2748
FAX: 312-787-2857
WEB: www.onyxchicago.com

Design Architect:
LEGAT ARCHITECTS
SUSTAINABILITY | PERFORMANCE | DESIGN
ADDRESS: 651 W Washington Blvd. #1
Chicago, Illinois 60661
PHONE: 312.258.9595
FAX: 312.258.1555
WEB: www.legat.com

KMI Engineering
223 W. Jackson Blvd, #1010
Chicago, IL
Structural Design Engineers

Terra Engineering LTD.
225 W. Ohio St, 4th Flr
Chicago, IL
Civil Design Engineers

Dynacepts Engineering, LTD
2250 East Devon Ave. Suite 218
Des Plaines, IL
MEPFP Design Engineers

Planning Resources, Inc.
402 W. Liberty Drive
Wheaton, IL
Landscape Architects

Mackesy and Associates
321 N Clark St, #500
Chicago, IL
Food Service Design Consultant

WARNING:
ASBESTOS-CONTAINING BUILDING MATERIALS ARE OR MAY BE PRESENT IN THIS BUILDING. AN ASBESTOS-MANAGEMENT PLAN IS AVAILABLE IN THE SCHOOL FOR REVIEW UPON REQUEST. NO PERSON MAY DISTURB ASBESTOS-CONTAINING MATERIALS UNLESS THAT PERSON IS A LICENSED ASBESTOS WORKEWR OR CONDUCTS SUCH WORK IN ACCORDANCE WITH SPECIFICATIONS CONTAINED IN THE PROJECT DOCUMENTS AND IN COMPLIANCE WITH ILLINOIS DEPARTMENT OF HEALTH RULES AND REGULATIONS

Issuance

MARK	DESCRIPTION	DATE
1	AOR PREVIEW	04.10.17
2	100% SD	04.24.17
3	SD TRANSFER	05.11.17
4	100% DD	06.02.17
5	60% CD	07.27.17
6	90% CD	09.07.17
7	ISSUED FOR BID	10.26.17
1	ADDENDUM NO. 1	11.14.17

PBC Project Name: ESMOND ELEMENTARY SCHOOL ANNEX & RENOVATIONS

PBC Project No: 05125

ONYX Project No: 17005

Title

FIRST FLOOR REFLECTED CEILING PLAN

Sheet

A2.1

32'-0" 0'-0" 16'-0" 32'-0" 64'-0" 1:32" = 1'-0"
16'-0" 0'-0" 8'-0" 16'-0" 32'-0" 1:16" = 1'-0"
8'-0" 0'-0" 4'-0" 8'-0" 16'-0" 1:8" = 1'-0"
4'-0" 0'-0" 2'-0" 4'-0" 8'-0" 1:4" = 1'-0"
2'-0" 0'-0" 1'-0" 2'-0" 4'-0" 1:2" = 1'-0"
1'-0" 0'-0" 0'-6" 1'-0" 2'-0" 1" = 1'-0"
0'-0" 0'-6" 1'-0" 2'-0" 1-1:2" = 1'-0"
0'-0" 0'-3" 0'-6" 0'-9" 1'-0" 3" = 1'-0"
0'-0" 0'-1-1:2" 0'-3" 0'-4-1:2" 0'-6" 6" = 1'-0"

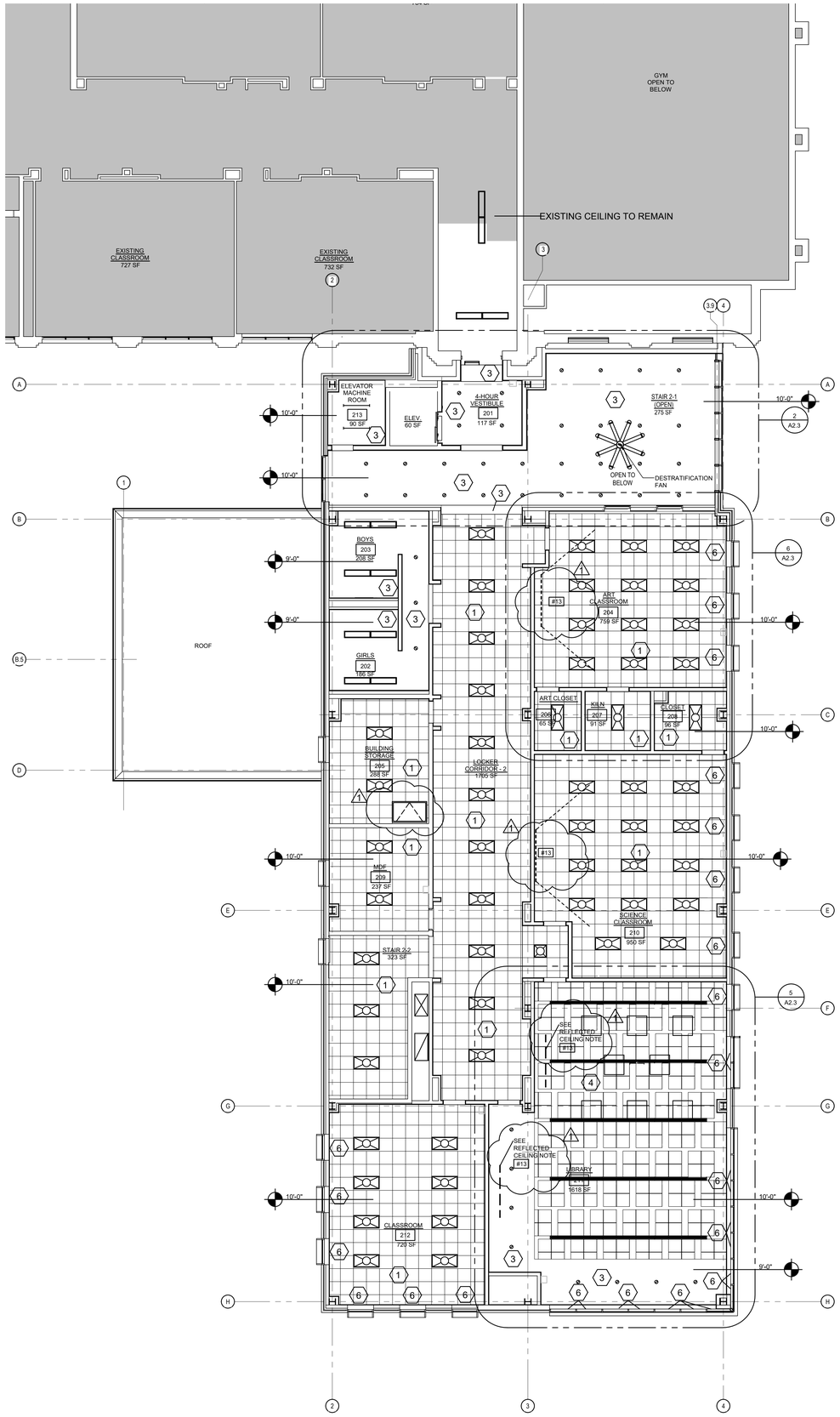

1 SECOND FLOOR REFLECTED CEILING PLAN
1:8" = 1'-0"

CEILING TYPE LEGEND

SYM.	DESCRIPTION
1	2'X2' ACOUSTICAL LAY-IN TILE
2	2'X2' LAY-IN SCRUBBABLE CEILING TILES, USDA APPROVED
3	NEW PAINTED GYPSUM BOARD CEILING ON METAL FRAMING. SEE PLAN FOR ELEVATION
4	PAINTED EXPOSED STRUCTURE WITH DROPPED ACOUSTICAL CLOUDS COMPRISED OF 4'X4'X1" THICK CEILING TILES WITH FIBERGLASS SUBSTRATE, ACOUSTICAL TRANSPARENT MEMBRANE WITH ACRYLIC PAINT FINISH WITH A NRC OF 95MIN.
5	OPEN ABOVE
6	WINDOW COVERING - ROLLER SHADE :MECH. SHADE - VINYL FABIC:: MANUALLY OPERATED SOFFIT MOUNTED WINDOW SHADE

REFLECTED CEILING PLAN NOTES

NOTE	DESCRIPTION
1	PAINT ALL EXPOSED OPEN AREAS & CEILINGS
2	ALL CEILINGS TO BE 10'-0" A.F.F. U.N.O.
3	ALL A.C.T. CEILINGS TO BE ACT-1 U.N.O
4	ALL GYP. BD. CEILING TO BE PAINTED P-01 U.N.O.
5	COORDINATE ALL LIGHT FIXTURE::EXIT SIGN DEVICES WITH ELECTRICAL DRAWINGS. DEVICES ARE SHOWN HERE TO REFLECT LOCATIONS. ANY DISCREPANCY BETWEEN THE ARCHITECTURAL AND ELECTRICAL DRAWING IN REGARDS TO QUANTITY OR TYPE SHOULD BE BROUGHT TO THE ATTENTION OF THE ARCHITECT.
6	FOR ALL MECHANICAL GRILLES, DIFFUSERS ETC. SEE MECHANICAL DRAWINGS FOR EXACT QUANTITY, LOCATION, AND TYPE.
7	FOR SPRINKLER HEADS AND FIRE PROTECTION DEVICES SEE MECHANICAL::ELECTRICAL::PLUMBING::FIRE PROTECTION DRAWINGS FOR EXACT QUANTITY, LOCATION AND TYPE.
8	CENTER ACOUSTICAL TILE GRID IN ROOM, AS INDICATED ON RCP, U.N.O.
9	CENTER LIGHT FIXTURES IN ACOUSTICAL TILES AS INDICATED ON RCP, U.N.O.
10	PAINT UNDERSIDE OF STAIRS AND LANDING IN ALL STAIRWELLS.
11	PROVIDE ACCESS PANELS IN GYP. BD. CEILING AS NECESSARY TO ACCESS MEP SYSTEMS. COORDINATE WITH MECHANICAL::ELECTRICAL::PLUMBING::FIRE PROTECTION DRAWINGS AS NECESSARY.
12	PAINT ALL MECHANICAL GRILLES, DIFFUSERS AND ACCESS PANELS TO MATCH DRYWALL CEILING
13	CEILING MOUNTED PROJECTOR SCREEN WITH ADJUSTABLE BRACKET FIRMLY SECURED TO STRUCTURE ABOVE

LIGHT FIXTURE LEGEND

DESCRIPTION
8' LED STRIPLIGHT LITHONIA ::T::L1N L96 - LED 0 W 120 V
4" LED RECESSED WALLWASH GOTHAM ::EVO WW 35:10 - LED 0 W 120 V CHICAGO PLENUM
4' LED INTERIOR LINEAR FIXTURE PINNACLE ::E2A - LED 0 W 120 V CHICAGO PLENUM
2'x4' VOLUMETRIC TROFFER RECESS MOUNTED LITHONIA ::2VT8 2 32 ADP - FLUORESCENT 0 W 120 V CHICAGO PLENUM
4' LED INTERIOR LINEAR FIXTURE PINNACLE ::E2A - LED 0 W 120 V
4" LED RECESSED MEDIUM BEAM DOWNLIGHT PORTFOLIO :: LD4ACP09 - LED 0 W 120 V CHICAGO PLENUM
1'x4' LED AMBIENT LENSED TROFFER RECESS MOUNTED LITHONIA :: TL4 43L - LED 0 W 120 V CHICAGO PLENUM
LOW-PROFILE ENCLOSED AND GASKETED INDUSTRIAL CEILING MOUNTED
LOW BAY INDUSTRIAL LINEAR PENDANT LITHONIA ::EJS 2 32 MVOLT - FLUORESCENT 0 W 120 V
4' RECESSED MOUNTED WALL WASH PINNACLE ::EV3WW - FLUORESCENT 0 W 120 V CHICAGO PLENUM 112
4' WALL MOUNTED FIXTURE CORLITE :: DWI-WA-4L30-IC-UNV-JU-WA-9-FC-W ::3000K LED

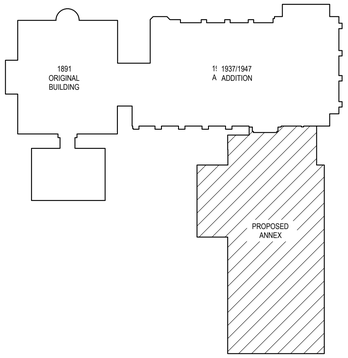

PUBLIC BUILDING COMMISSION
Chicago Public Schools

ESMOND ELEMENTARY SCHOOL ANNEX & RENOVATIONS

1865 WEST MONTVALE AVE.
CHICAGO IL 60643

CHICAGO PUBLIC SCHOOLS
CITY OF CHICAGO, MAYOR RAHM EMANUEL

Architect of Record:
ONYX Architectural Services Inc.
ADDRESS: 750 N. FRANKLIN #207
Chicago, Illinois 60654
PHONE: 312-787-2748
FAX: 312-787-2857
WEB: www.onyxchicago.com

Design Architect:
LEGAT ARCHITECTS
SUSTAINABILITY | PERFORMANCE | DESIGN
ADDRESS: 651 W Washington Blvd. #1
Chicago, Illinois 60661
PHONE: 312.258.9595
FAX: 312.258.1555
WEB: www.legat.com

KMI Engineering
223 W. Jackson Blvd, #1010
Chicago, IL
Structural Design Engineers

Terra Engineering LTD.
225 W. Ohio St, 4th Flr
Chicago, IL
Civil Design Engineers

Dynacepts Engineering, LTD
2250 East Devon Ave. Suite 218
Des Plaines, IL
MEPFP Design Engineers

Planning Resources, Inc.
402 W. Liberty Drive
Wheaton, IL
Landscape Architects

Mackesy and Associates
321 N Clark St, #500
Chicago, IL
Food Service Design Consultant

WARNING:
ASBESTOS-CONTAINING BUILDING MATERIALS ARE OR MAY BE PRESENT IN THIS BUILDING. AN ASBESTOS-MANAGEMENT PLAN IS AVAILABLE IN THE SCHOOL FOR REVIEW UPON REQUEST. NO PERSON MAY DISTURB ASBESTOS-CONTAINING MATERIALS UNLESS THAT PERSON IS A LICENSED ASBESTOS WORKEWR OR CONDUCTS SUCH WORK IN ACCORDANCE WITH SPECIFICATIONS CONTAINED IN THE PROJECT DOCUMENTS AND IN COMPLIANCE WITH ILLINOIS DEPARTMENT OF HEALTH RULES AND REGULATIONS

Issuance

MARK	DESCRIPTION	DATE
1	AOR PREVIEW	04.10.17
2	100% SD	04.24.17
3	SD TRANSFER	05.11.17
4	100% DD	06.02.17
5	60% CD	07.27.17
6	90% CD	09.07.17
7	ISSUED FOR BID	10.26.17
1	ADDENDUM NO. 1	11.14.17

PBC Project Name: ESMOND ELEMENTARY SCHOOL ANNEX & RENOVATIONS

PBC Project No: 05125

ONYX Project No: 17005

Title

SECOND FLOOR REFLECTED CEILING PLAN

Sheet

A2.2

1:32" = 1'-0" | 1:16" = 1'-0" | 1:8" = 1'-0" | 1:4" = 1'-0" | 1:2" = 1'-0" | 1" = 1'-0" | 1-1:2" = 1'-0" | 3" = 1'-0" | 6" = 1'-0"

4 BUILDING SECTION A
1:8" = 1'-0" A1.1

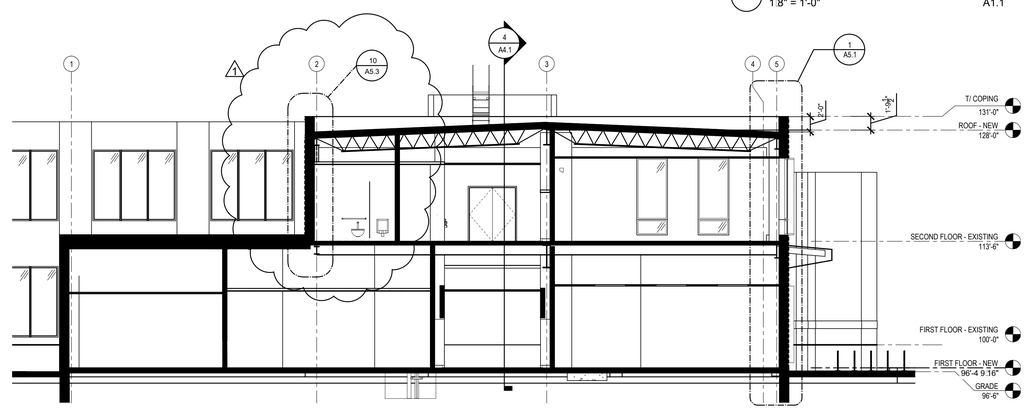

3 BUILDING SECTION B
1:8" = 1'-0" A1.1

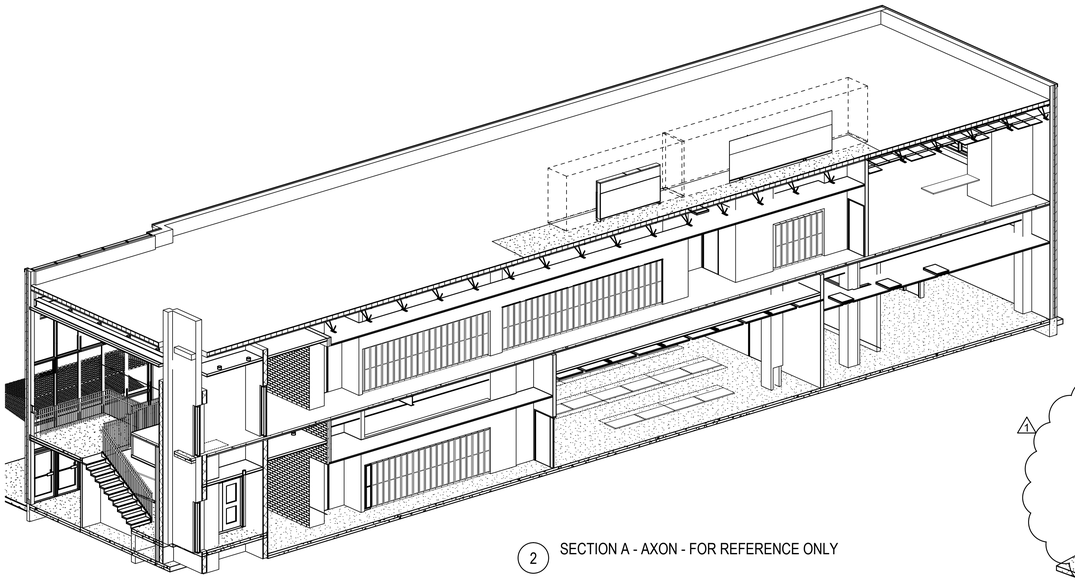

2 SECTION A - AXON - FOR REFERENCE ONLY

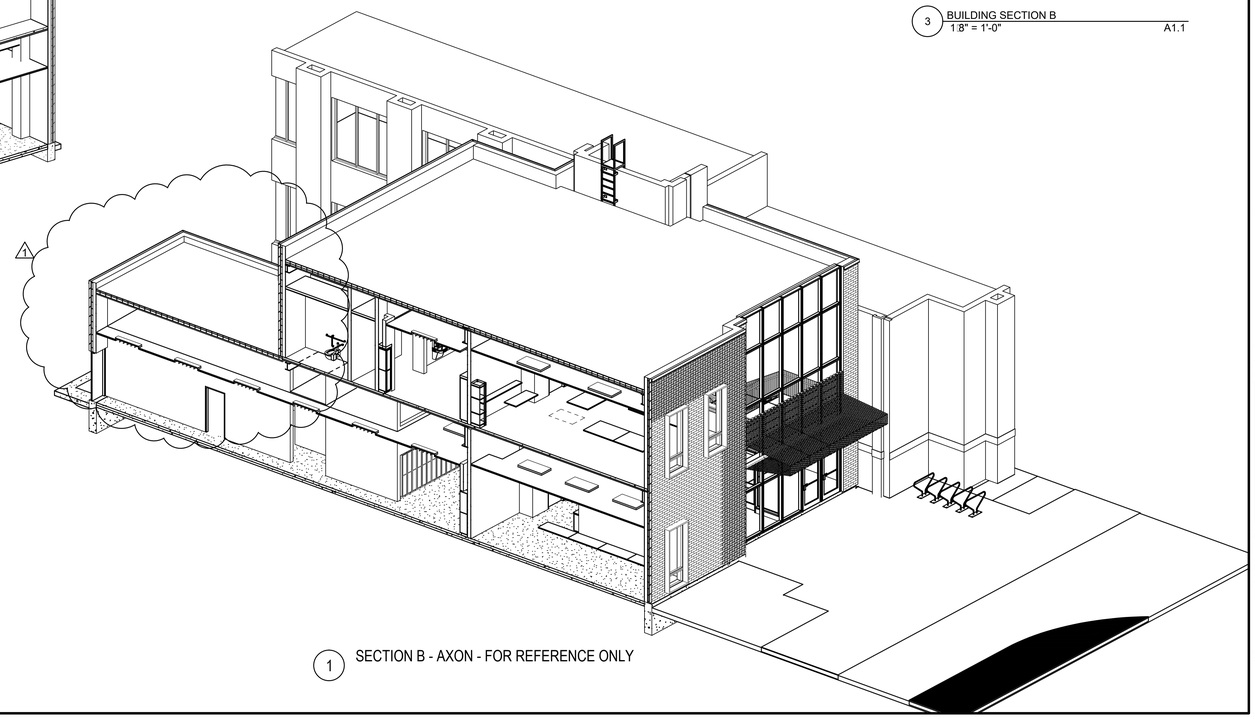

1 SECTION B - AXON - FOR REFERENCE ONLY

ESMOND ELEMENTARY SCHOOL ANNEX & RENOVATIONS

1865 WEST MONTVALE AVE.
CHICAGO IL 60643

CHICAGO PUBLIC SCHOOLS
CITY OF CHICAGO, MAYOR RAHM EMANUEL

Architect of Record:

ONYX Architectural Services Inc.

ADDRESS: 750 N. FRANKLIN #207
Chicago, Illinois 60654
PHONE: 312-787-2748
FAX: 312-787-2857
WEB: www.onyxchicago.com

Design Architect:

LEGAT ARCHITECTS
SUSTAINABILITY | PERFORMANCE | DESIGN

ADDRESS: 651 W Washington Blvd. #1
Chicago, Illinois 60661
PHONE: 312.258.9595
FAX: 312.258.1555
WEB: www.legat.com

KMI Engineering
223 W. Jackson Blvd, #1010
Chicago, IL
Structural Design Engineers

Terra Engineering LTD.
225 W. Ohio St, 4th Flr
Chicago, IL
Civil Design Engineers

Dynacepts Engineering, LTD
2250 East Devon Ave. Suite 218
Des Plaines, IL
MEPFP Design Engineers

Planning Resources, Inc.
402 W. Liberty Drive
Wheaton, IL
Landscape Architects

Mackesy and Associates
321 N Clark St, #500
Chicago, IL
Food Service Design Consultant

WARNING:
ASBESTOS-CONTAINING BUILDING MATERIALS ARE OR MAY BE PRESENT IN THIS BUILDING. AN ASBESTOS-MANAGEMENT PLAN IS AVAILABLE IN THE SCHOOL FOR REVIEW UPON REQUEST. NO PERSON MAY DISTURB ASBESTOS-CONTAINING MATERIALS UNLESS THAT PERSON IS A LICENSED ASBESTOS WORKEWR OR CONDUCTS SUCH WORK IN ACCORDANCE WITH SPECIFICATIONS CONTAINED IN THE PROJECT DOCUMENTS AND IN COMPLIANCE WITH ILLINOIS DEPARTMENT OF HEALTH RULES AND REGULATIONS

Issuance

MARK	DESCRIPTION	DATE
1	AOR PREVIEW	04.10.17
2	100% SD	04.24.17
3	SD TRANSFER	05.11.17
4	100% DD	06.02.17
5	60% CD	07.27.17
6	90% CD	09.07.17
7	ISSUED FOR BID	10.26.17
1	ADDENDUM NO. 1	11.14.17

PBC Project Name: ESMOND ELEMENTARY SCHOOL ANNEX & RENOVATIONS

PBC Project No: 05125

ONYX Project No: 17005

Title

BUILDING SECTIONS

Sheet

A4.1

1:32" = 1'-0" | 1:16" = 1'-0" | 1:8" = 1'-0" | 1:4" = 1'-0" | 1:2" = 1'-0" | 1" = 1'-0" | 1-1:2" = 1'-0" | 3" = 1'-0" | 6" = 1'-0"

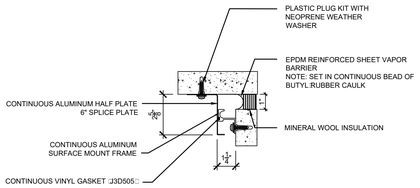

4 EXPANSION JOINT DETAIL
3" = 1'-0"

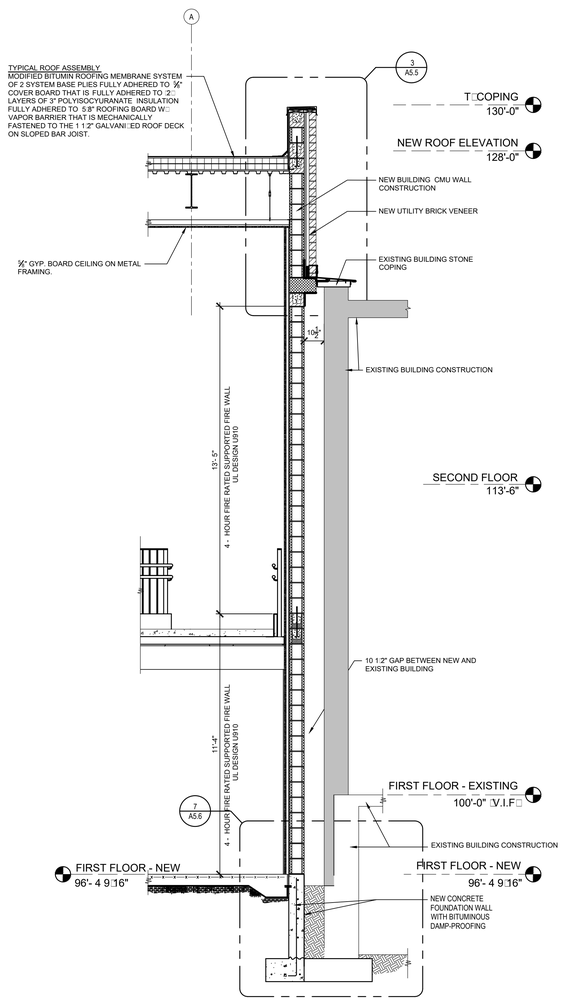

1 NEW AND EXISTING BUILDINGS SECTIONS
3:8" = 1'-0"

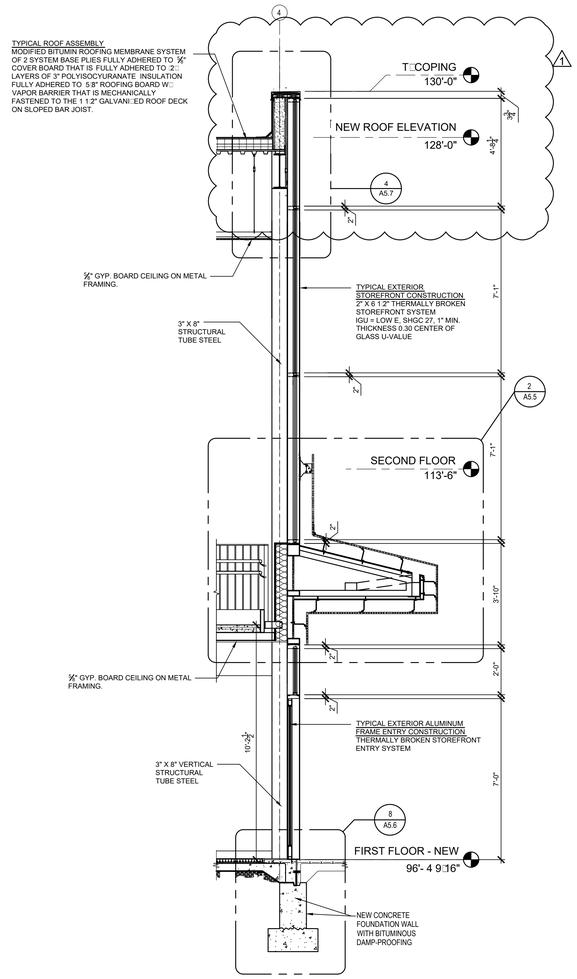

2 SECTION - FRONT ENTRY
3:8" = 1'-0"

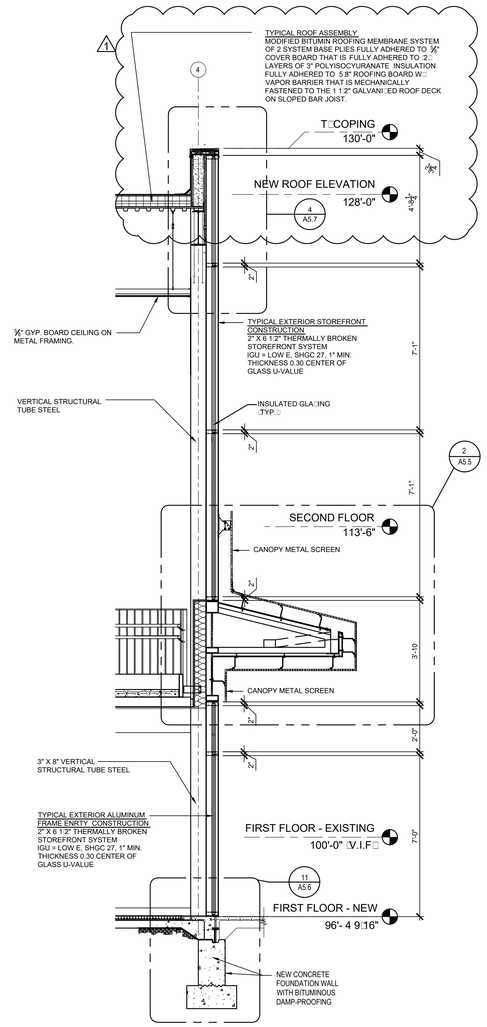

3 SECTION - TWO STORY LOBBY
3:8" = 1'-0"

PUBLIC BUILDING COMMISSION
Chicago Public Schools

ESMOND ELEMENTARY SCHOOL ANNEX & RENOVATIONS

1865 WEST MONTVALE AVE.
CHICAGO IL 60643

CHICAGO PUBLIC SCHOOLS
CITY OF CHICAGO, MAYOR RAHM EMANUEL

Architect of Record:
ONYX Architectural Services Inc.
ADDRESS: 750 N. FRANKLIN #207, Chicago, Illinois 60654
PHONE: 312-787-2748
FAX: 312-787-2857
WEB: www.onyxchicago.com

Design Architect:
LEGAT ARCHITECTS
SUSTAINABILITY | PERFORMANCE | DESIGN
ADDRESS: 651 W Washington Blvd. #1, Chicago, Illinois 60661
PHONE: 312.258.9595
FAX: 312.258.1555
WEB: www.legat.com

KMI Engineering
223 W. Jackson Blvd, #1010
Chicago, IL
Structural Design Engineers

Terra Engineering LTD.
225 W. Ohio St, 4th Flr
Chicago, IL
Civil Design Engineers

Dynacepts Engineering, LTD
2250 East Devon Ave. Suite 218
Des Plaines, IL
MEPFP Design Engineers

Planning Resources, Inc.
402 W. Liberty Drive
Wheaton, IL
Landscape Architects

Mackesy and Associates
321 N Clark St, #500
Chicago, IL
Food Service Design Consultant

WARNING:
ASBESTOS-CONTAINING BUILDING MATERIALS ARE OR MAY BE PRESENT IN THIS BUILDING. AN ASBESTOS-MANAGEMENT PLAN IS AVAILABLE IN THE SCHOOL FOR REVIEW UPON REQUEST. NO PERSON MAY DISTURB ASBESTOS-CONTAINING MATERIALS UNLESS THAT PERSON IS A LICENSED ASBESTOS WORKEWR OR CONDUCTS SUCH WORK IN ACCORDANCE WITH SPECIFICATIONS CONTAINED IN THE PROJECT DOCUMENTS AND IN COMPLIANCE WITH ILLINOIS DEPARTMENT OF HEALTH RULES AND REGULATIONS

Issuance

MARK	DESCRIPTION	DATE
1	AOR PREVIEW	04.10.17
2	100% SD	04.24.17
3	SD TRANSFER	05.11.17
4	100% DD	06.02.17
5	60% CD	07.27.17
6	90% CD	09.07.17
7	ISSUED FOR BID	10.26.17
1	ADDENDUM NO. 1	11.14.17

PBC Project Name: ESMOND ELEMENTARY SCHOOL ANNEX & RENOVATIONS
PBC Project No: 05125
ONYX Project No: 17005

Title
WALL SECTIONS

Sheet
A5.1

32'-0" 0'-0" 16'-0" 32'-0" 64'-0"
1:32" = 1'-0"

16'-0" 0'-0" 8'-0" 16'-0" 32'-0"
1:16" = 1'-0"

8'-0" 0'-0" 4'-0" 8'-0" 16'-0"
1:8" = 1'-0"

4'-0" 0'-0" 2'-0" 4'-0" 8'-0"
1:4" = 1'-0"

2'-0" 0'-0" 1'-0" 2'-0" 4'-0"
1:2" = 1'-0"

1'-0" 0'-0" 0'-6" 1'-0" 2'-0"
1" = 1'-0"

0'-0" 0'-6" 1'-0" 2'-0"
1-1:2" = 1'-0"

0'-0" 0'-3" 0'-6" 0'-9" 1'-0"
3" = 1'-0"

0'-0" 0'-1-1:2" 0'-3" 0'-4-1:2" 0'-6"
6" = 1'-0"

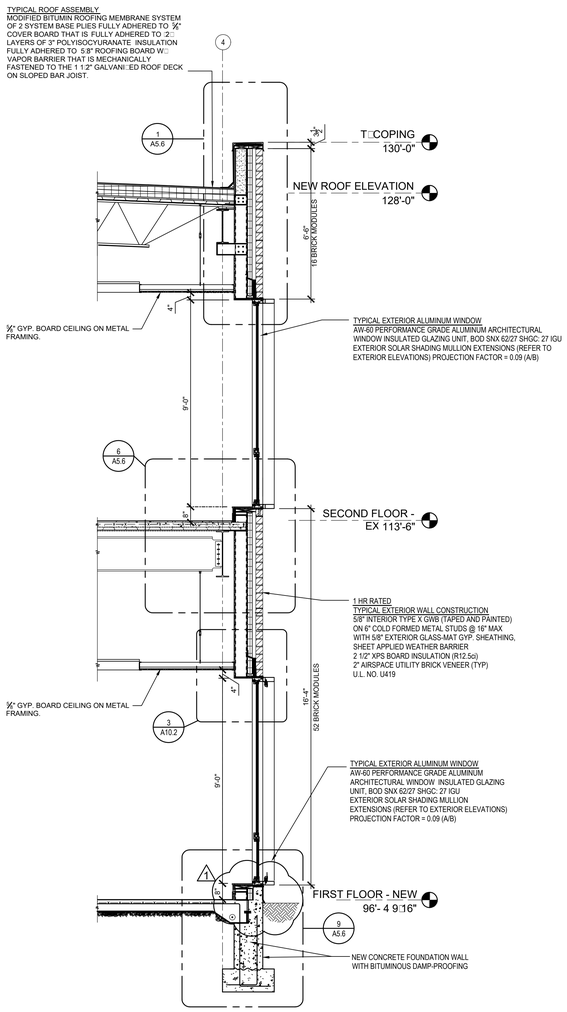

4 WALL SECTION AT WINDOW - □TYP.□
3/8" = 1'-0"

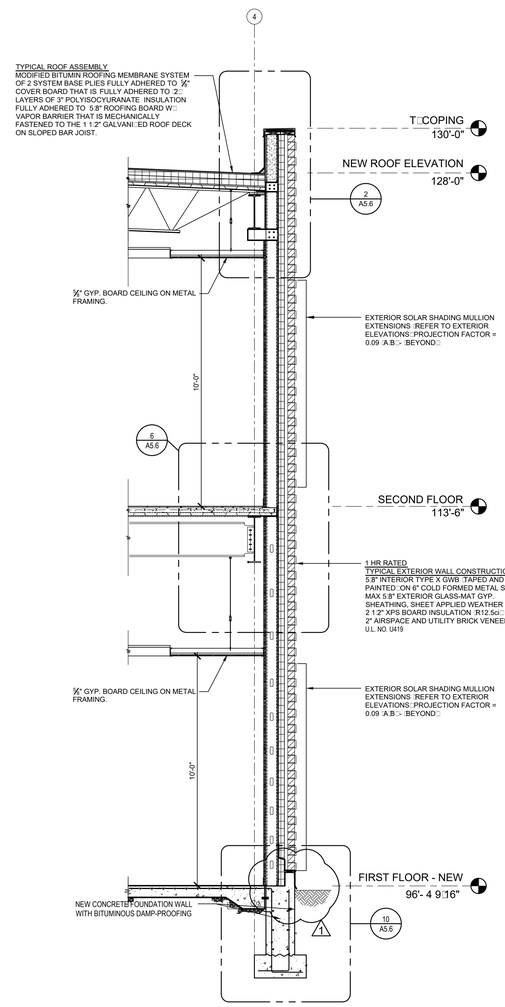

5 WALL SECTION □TYP.□
3/8" = 1'-0"

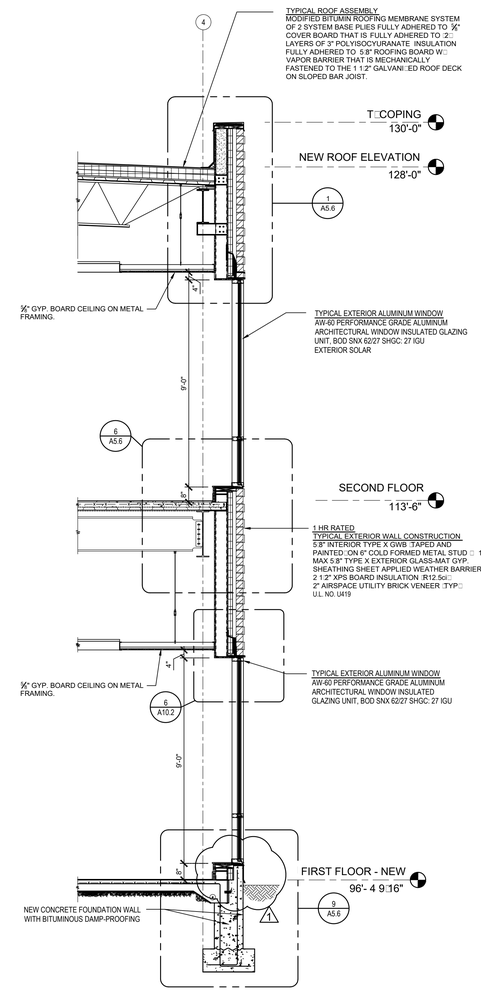

6 WALL SECTION □TYP.□
3/8" = 1'-0"

PUBLIC BUILDING COMMISSION
Chicago Public Schools

ESMOND ELEMENTARY SCHOOL ANNEX & RENOVATIONS

1865 WEST MONTVALE AVE.
CHICAGO IL 60643

CHICAGO PUBLIC SCHOOLS
CITY OF CHICAGO, MAYOR RAHM EMANUEL

Architect of Record:
ONYX Architectural Services Inc.
ADDRESS: 750 N. FRANKLIN #207
Chicago, Illinois 60654
PHONE: 312-787-2748
FAX: 312-787-2857
WEB: www.onyxchicago.com

Design Architect:
LEGAT ARCHITECTS
SUSTAINABILITY | PERFORMANCE | DESIGN
ADDRESS: 651 W Washington Blvd. #1
Chicago, Illinois 60661
PHONE: 312.258.9595
FAX: 312.258.1555
WEB: www.legat.com

KMI Engineering
223 W. Jackson Blvd, #1010
Chicago, IL
Structural Design Engineers

Terra Engineering LTD.
225 W. Ohio St, 4th Flr
Chicago, IL
Civil Design Engineers

Dynacepts Engineering, LTD
2250 East Devon Ave. Suite 218
Des Plaines, IL
MEPFP Design Engineers

Planning Resources, Inc.
402 W. Liberty Drive
Wheaton, IL
Landscape Architects

Mackesy and Associates
321 N Clark St, #500
Chicago, IL
Food Service Design Consultant

WARNING:
ASBESTOS-CONTAINING BUILDING MATERIALS ARE OR MAY BE PRESENT IN THIS BUILDING. AN ASBESTOS-MANAGEMENT PLAN IS AVAILABLE IN THE SCHOOL FOR REVIEW UPON REQUEST. NO PERSON MAY DISTURB ASBESTOS-CONTAINING MATERIALS UNLESS THAT PERSON IS A LICENSED ASBESTOS WORKER OR CONDUCTS SUCH WORK IN ACCORDANCE WITH SPECIFICATIONS CONTAINED IN THE PROJECT DOCUMENTS AND IN COMPLIANCE WITH ILLINOIS DEPARTMENT OF HEALTH RULES AND REGULATIONS

Issuance

MARK	DESCRIPTION	DATE
1	AOR PREVIEW	04.10.17
2	100% SD	04.24.17
3	SD TRANSFER	05.11.17
4	100% DD	06.02.17
5	60% CD	07.27.17
6	90% CD	09.07.17
7	ISSUED FOR BID	10.26.17
1	ADDENDUM NO. 1	11.14.17

PBC Project Name: ESMOND ELEMENTARY SCHOOL ANNEX & RENOVATIONS

PBC Project No: 05125

ONYX Project No: 17005

Title

WALL SECTIONS

Sheet

A5.2

32'-0" 0'-0" 16'-0" 32'-0" 64'-0"
1:32" = 1'-0"

16'-0" 0'-0" 8'-0" 16'-0" 32'-0"
1:16" = 1'-0"

8'-0" 0'-0" 4'-0" 8'-0" 16'-0"
1:8" = 1'-0"

4'-0" 0'-0" 2'-0" 4'-0" 8'-0"
1:4" = 1'-0"

2'-0" 0'-0" 1'-0" 2'-0" 4'-0"
1:2" = 1'-0"

1'-0" 0'-0" 0'-6" 1'-0" 2'-0"
1" = 1'-0"

0'-0" 0'-6" 1'-0" 2'-0"
1-1:2" = 1'-0"

0'-0" 0'-3" 0'-6" 0'-9" 1'-0"
3" = 1'-0"

0'-0" 0'-1-1:2" 0'-3" 0'-4-1:2" 0'-6"
6" = 1'-0"

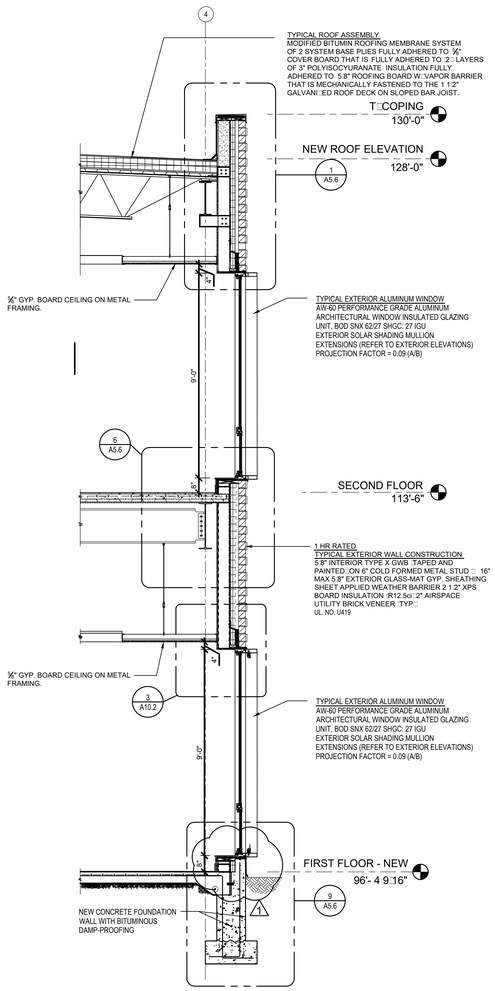

7 EXTERIOR WALL SECTION □TYP.□
3□8" = 1'-0"

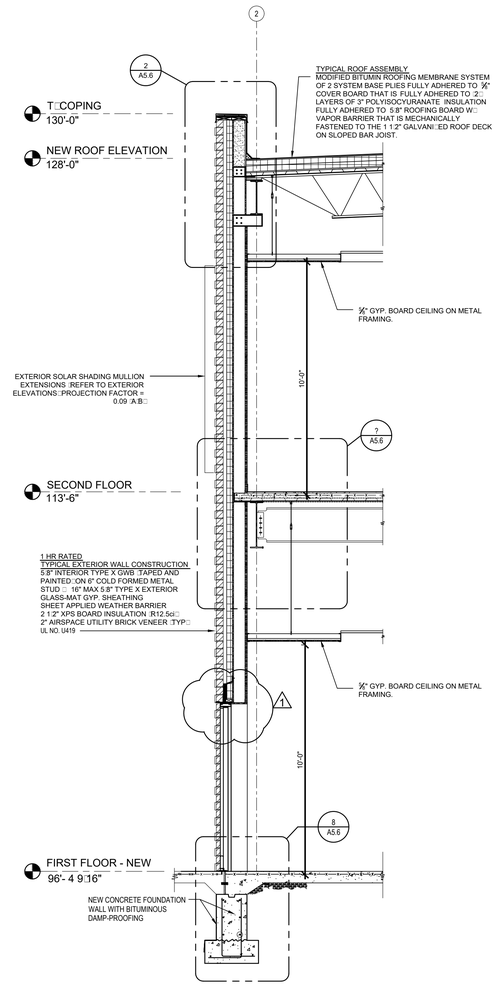

8 EXTERIOR WALL SECTION □TYP.□
3□8" = 1'-0"

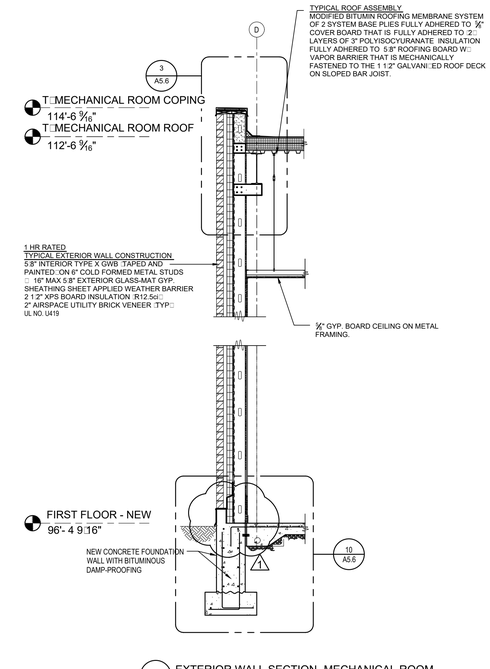

9 EXTERIOR WALL SECTION- MECHANICAL ROOM
3□8" = 1'-0"

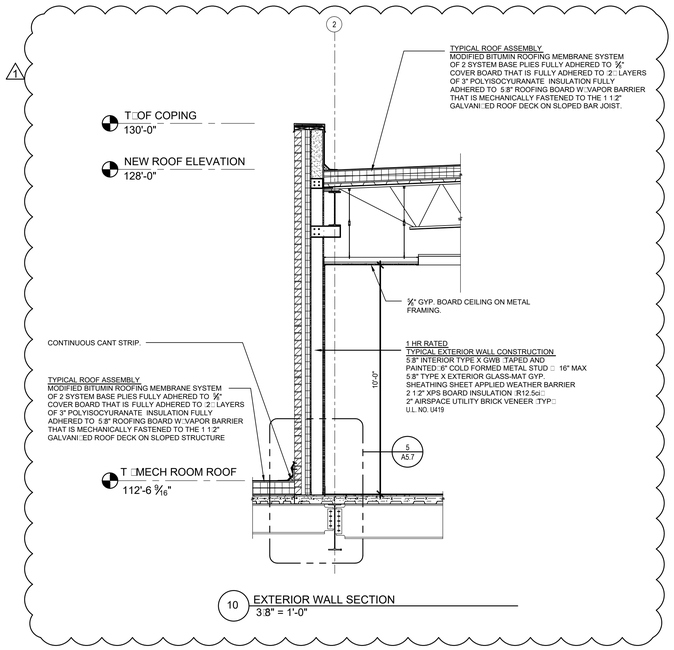

10 EXTERIOR WALL SECTION
3□8" = 1'-0"

PUBLIC BUILDING COMMISSION
Chicago Public Schools

ESMOND ELEMENTARY SCHOOL ANNEX & RENOVATIONS

1865 WEST MONTVALE AVE.
CHICAGO IL 60643

CHICAGO PUBLIC SCHOOLS
CITY OF CHICAGO, MAYOR RAHM EMANUEL

Architect of Record:
ONYX Architectural Services Inc.
ADDRESS: 750 N. FRANKLIN #207
Chicago, Illinois 60654
PHONE: 312-787-2748
FAX: 312-787-2857
WEB: www.onyxchicago.com

Design Architect:
LEGAT ARCHITECTS
SUSTAINABILITY | PERFORMANCE | DESIGN
ADDRESS: 651 W Washington Blvd. #1
Chicago, Illinois 60661
PHONE: 312.258.9595
FAX: 312.258.1555
WEB: www.legat.com

KMI Engineering
223 W. Jackson Blvd, #1010
Chicago, IL
Structural Design Engineers

Terra Engineering LTD.
225 W. Ohio St, 4th Flr
Chicago, IL
Civil Design Engineers

Dynacepts Engineering, LTD
2250 East Devon Ave. Suite 218
Des Plaines, IL
MEPFP Design Engineers

Planning Resources, Inc.
402 W. Liberty Drive
Wheaton, IL
Landscape Architects

Mackesy and Associates
321 N Clark St, #500
Chicago, IL
Food Service Design Consultant

WARNING:
ASBESTOS-CONTAINING BUILDING MATERIALS ARE OR MAY BE PRESENT IN THIS BUILDING. AN ASBESTOS-MANAGEMENT PLAN IS AVAILABLE IN THE SCHOOL FOR REVIEW UPON REQUEST. NO PERSON MAY DISTURB ASBESTOS-CONTAINING MATERIALS UNLESS THAT PERSON IS A LICENSED ASBESTOS WORKERWR OR CONDUCTS SUCH WORK IN ACCORDANCE WITH SPECIFICATIONS CONTAINED IN THE PROJECT DOCUMENTS AND IN COMPLIANCE WITH ILLINOIS DEPARTMENT OF HEALTH RULES AND REGULATIONS

Issuance

MARK	DESCRIPTION	DATE
1	AOR PREVIEW	04.10.17
2	100% SD	04.24.17
3	SD TRANSFER	05.11.17
4	100% DD	06.02.17
5	60% CD	07.27.17
6	90% CD	09.07.17
7	ISSUED FOR BID	10.26.17
1	ADDENDUM NO. 1	11.14.17

PBC Project Name: ESMOND ELEMENTARY SCHOOL ANNEX & RENOVATIONS

PBC Project No: 05125

ONYX Project No: 17005

Title

WALL SECTIONS

Sheet

A5.3

32'-0" 0'-0" 16'-0" 32'-0" 64'-0"
1:32" = 1'-0"

16'-0" 0'-0" 8'-0" 16'-0" 32'-0"
1:16" = 1'-0"

8'-0" 0'-0" 4'-0" 8'-0" 16'-0"
1:8" = 1'-0"

4'-0" 0'-0" 2'-0" 4'-0" 8'-0"
1:4" = 1'-0"

2'-0" 0'-0" 1'-0" 2'-0" 4'-0"
1:2" = 1'-0"

1'-0" 0'-0" 0'-6" 1'-0" 2'-0"
1" = 1'-0"

0'-0" 0'-6" 1'-0" 2'-0"
1-1:2" = 1'-0"

0'-0" 0'-3" 0'-6" 0'-9" 1'-0"
3" = 1'-0"

0'-0" 0'-1-1:2" 0'-3" 0'-4-1:2" 0'-6"
6" = 1'-0"

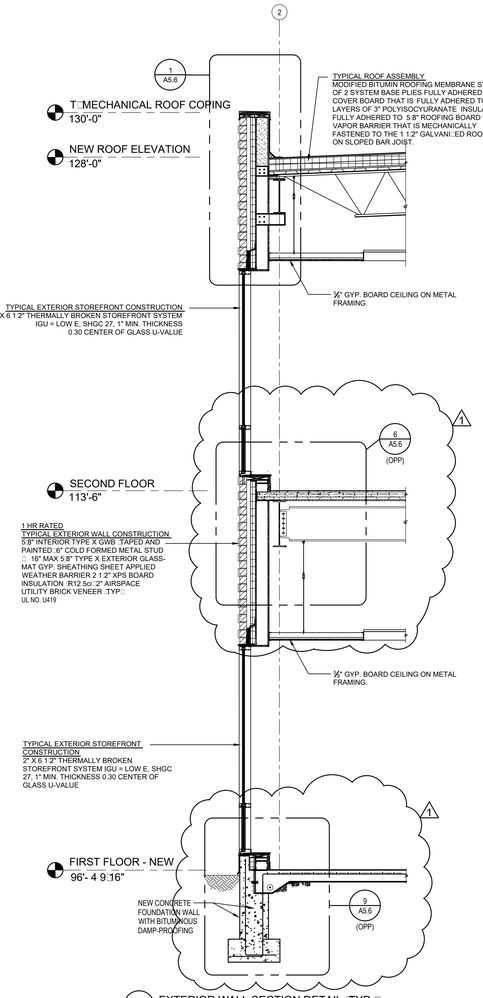

10 EXTERIOR WALL SECTION DETAIL □TYP.□
3□8" = 1'-0"

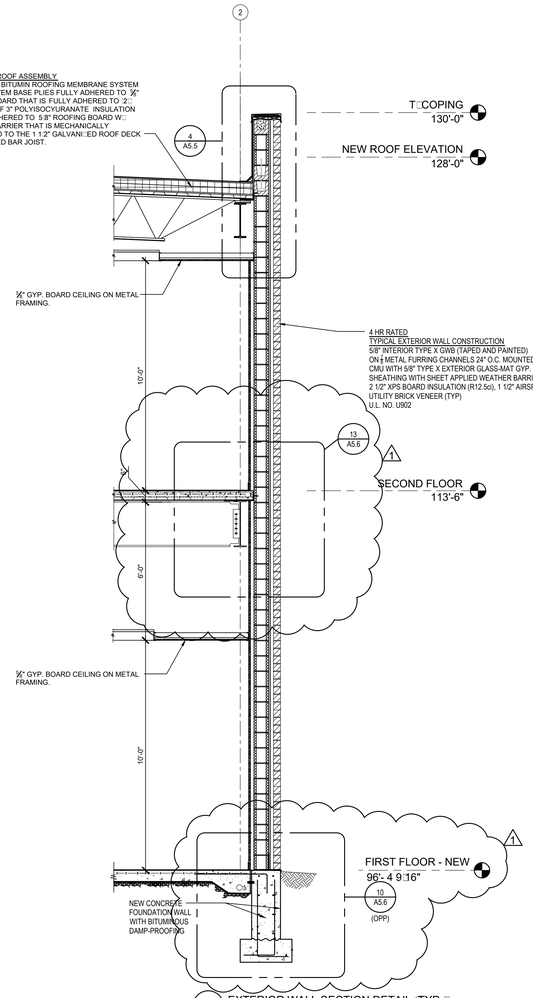

11 EXTERIOR WALL SECTION DETAIL □TYP.□
3□8" = 1'-0"

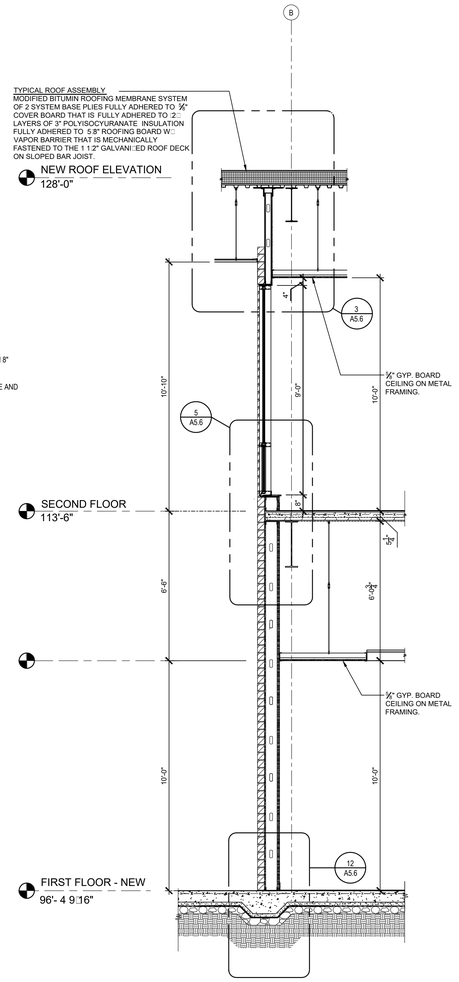

12 INTERIOR WALL SECTION DETAIL □TYP.□
3□8" = 1'-0"

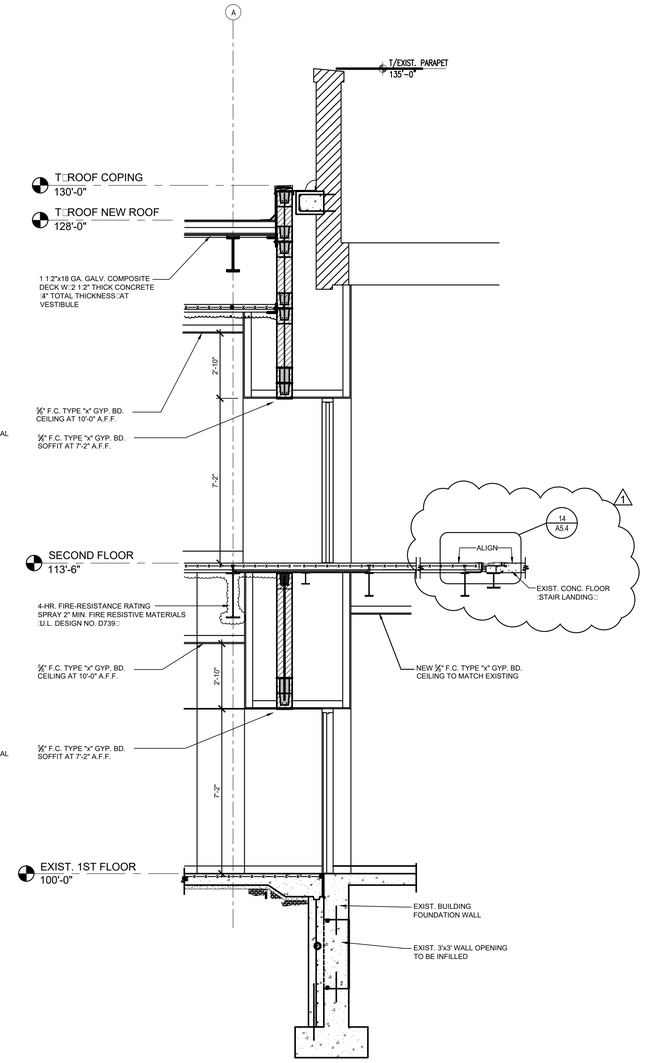

13 NEW & EXISTING BUILDING SECTION
3□8" = 1'-0"

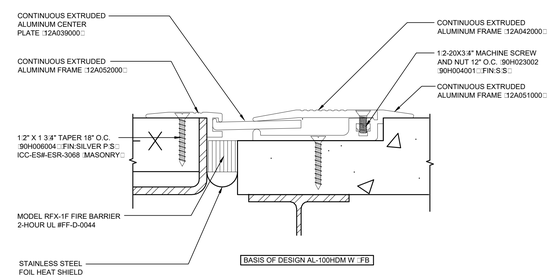

14 FLOOR EXPANSION JOINT
3" = 1'-0"

PUBLIC BUILDING COMMISSION
Chicago Public Schools

ESMOND ELEMENTARY SCHOOL ANNEX & RENOVATIONS

1865 WEST MONTVALE AVE.
CHICAGO IL 60643

CHICAGO PUBLIC SCHOOLS
CITY OF CHICAGO, MAYOR RAHM EMANUEL

Architect of Record:
ONYX Architectural Services Inc.
ADDRESS: 750 N. FRANKLIN #207 Chicago, Illinois 60654
PHONE: 312-787-2748
FAX: 312-787-2857
WEB: www.onyxchicago.com

Design Architect:
LEGAT ARCHITECTS
SUSTAINABILITY | PERFORMANCE | DESIGN
ADDRESS: 651 W Washington Blvd. #1 Chicago, Illinois 60661
PHONE: 312.258.9595
FAX: 312.258.1555
WEB: www.legat.com

KMI Engineering
223 W. Jackson Blvd, #1010
Chicago, IL
Structural Design Engineers

Terra Engineering LTD.
225 W. Ohio St, 4th Flr
Chicago, IL
Civil Design Engineers

Dynacepts Engineering, LTD
2250 East Devon Ave. Suite 218
Des Plaines, IL
MEPFP Design Engineers

Planning Resources, Inc.
402 W. Liberty Drive
Wheaton, IL
Landscape Architects

Mackesy and Associates
321 N Clark St, #500
Chicago, IL
Food Service Design Consultant

WARNING:
ASBESTOS-CONTAINING BUILDING MATERIALS ARE OR MAY BE PRESENT IN THIS BUILDING. AN ASBESTOS-MANAGEMENT PLAN IS AVAILABLE IN THE SCHOOL FOR REVIEW UPON REQUEST. NO PERSON MAY DISTURB ASBESTOS-CONTAINING MATERIALS UNLESS THAT PERSON IS A LICENSED ASBESTOS WORKEWR OR CONDUCTS SUCH WORK IN ACCORDANCE WITH SPECIFICATIONS CONTAINED IN THE PROJECT DOCUMENTS AND IN COMPLIANCE WITH ILLINOIS DEPARTMENT OF HEALTH RULES AND REGULATIONS

Issuance

MARK	DESCRIPTION	DATE
1	AOR PREVIEW	04.10.17
2	100% SD	04.24.17
3	SD TRANSFER	05.11.17
4	100% DD	06.02.17
5	60% CD	07.27.17
6	90% CD	09.07.17
7	ISSUED FOR BID	10.26.17
1	ADDENDUM NO. 1	11.14.17

PBC Project Name: ESMOND ELEMENTARY SCHOOL ANNEX & RENOVATIONS

PBC Project No: 05125

ONYX Project No: 17005

Title

WALL SECTIONS

Sheet

A5.4

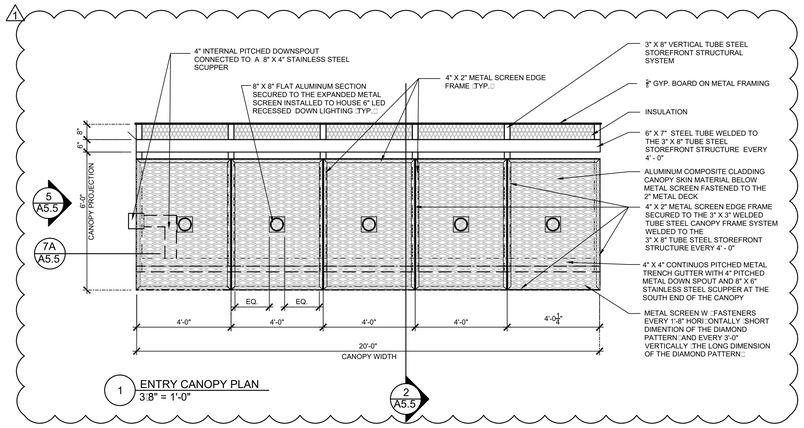

1 ENTRY CANOPY PLAN
3/8" = 1'-0"

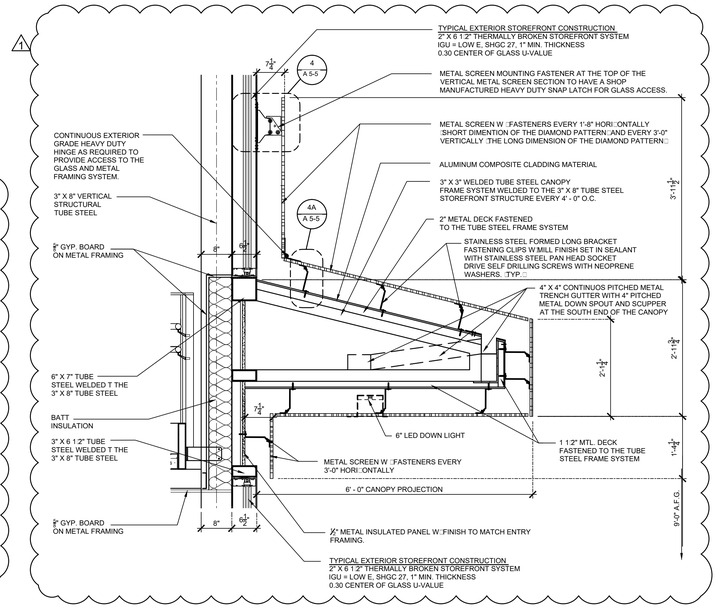

2 ENTRY CANOPY DETAIL
3/4" = 1'-0"

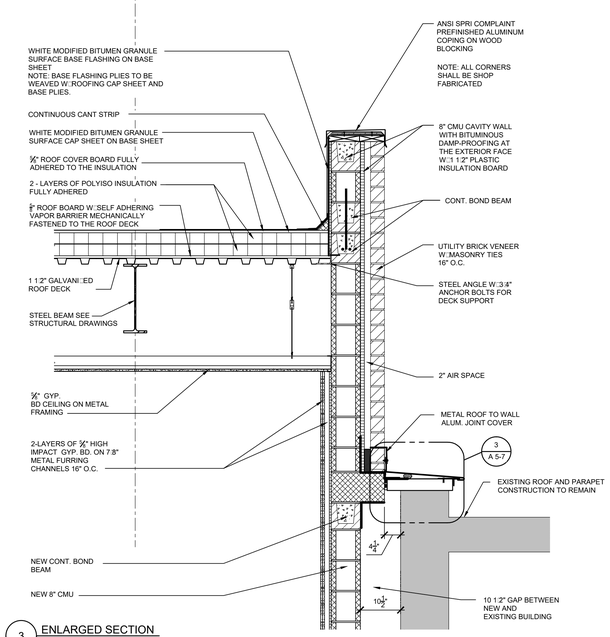

3 ENLARGED SECTION
3/4" = 1'-0"

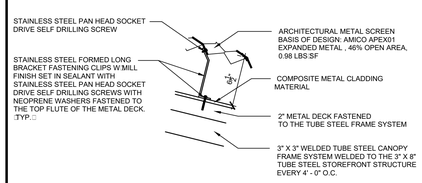

4A SECTION DETAIL - CANOPY METAL SCREEN
1 1/2" = 1'-0"

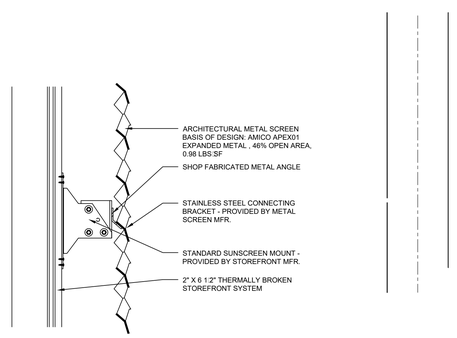

4 SECTION DETAIL - CANOPY METAL SCREEN
1 1/2" = 1'-0"

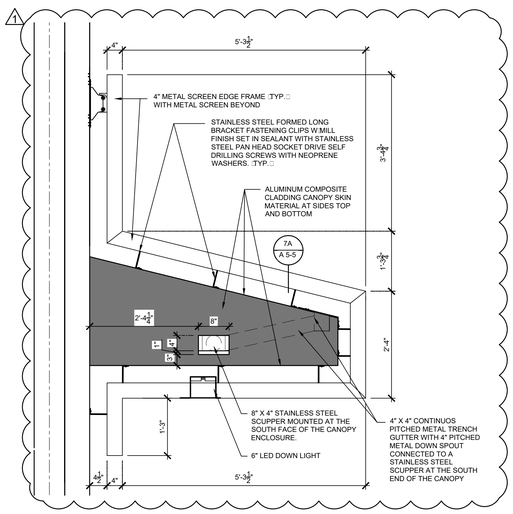

5 CANOPY SIDE ELEVATION
3/4" = 1'-0"

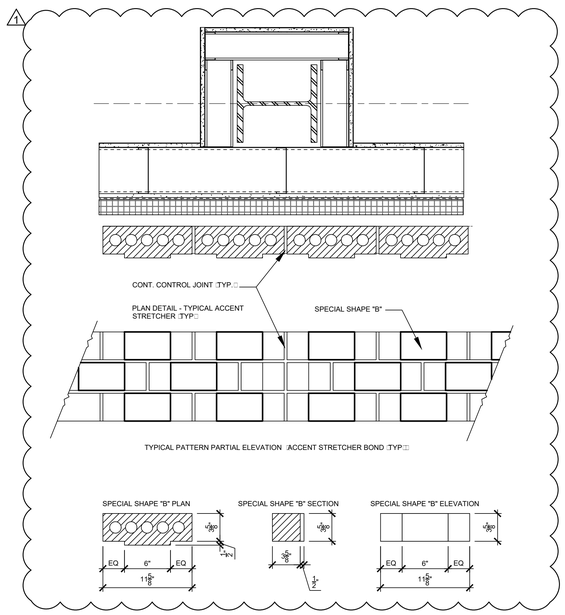

6 PLAN DETAIL - TYPICAL AT TEXTURED BRICK
1 1/2" = 1'-0"

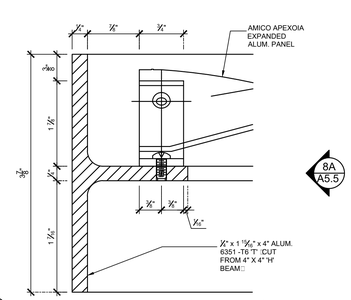

7A TYP. PNAEL CLIP AT FRAME - FRONT ELEVATION
1'-0" = 1'-0"

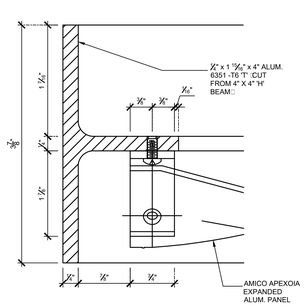

7B TYP. PNAEL CLIP AT FRAME - FRONT ELEVATION
1'-0" = 1'-0"

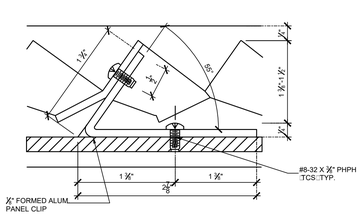

8A TYP. PANEL CLIP AT FRAME - SECTION
1'-0" = 1'-0"

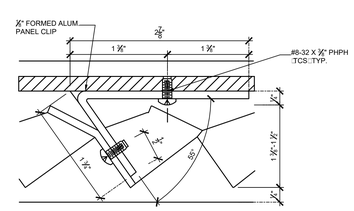

8B TYP. PANEL CLIP AT FRAME - SECTION
1'-0" = 1'-0"

PUBLIC BUILDING COMMISSION
Chicago Public Schools

ESMOND ELEMENTARY SCHOOL ANNEX & RENOVATIONS

1865 WEST MONTVALE AVE.
CHICAGO IL 60643

CHICAGO PUBLIC SCHOOLS
CITY OF CHICAGO, MAYOR RAHM EMANUEL

Architect of Record:
ONYX Architectural Services Inc.
ADDRESS: 750 N. FRANKLIN #207 Chicago, Illinois 60654
PHONE: 312-787-2748
FAX: 312-787-2857
WEB: www.onyxchicago.com

Design Architect:
LEGAT ARCHITECTS
SUSTAINABILITY | PERFORMANCE | DESIGN
ADDRESS: 651 W Washington Blvd. #1 Chicago, Illinois 60661
PHONE: 312.258.9595
FAX: 312.258.1555
WEB: www.legat.com

KMI Engineering
223 W. Jackson Blvd, #1010
Chicago, IL
Structural Design Engineers

Terra Engineering LTD.
225 W. Ohio St, 4th Flr
Chicago, IL
Civil Design Engineers

Dynacepts Engineering, LTD
2250 East Devon Ave. Suite 218
Des Plaines, IL
MEPFP Design Engineers

Planning Resources, Inc.
402 W. Liberty Drive
Wheaton, IL
Landscape Architects

Mackesy and Associates
321 N Clark St, #500
Chicago, IL
Food Service Design Consultant

WARNING:
ASBESTOS-CONTAINING BUILDING MATERIALS ARE OR MAY BE PRESENT IN THIS BUILDING. AN ASBESTOS-MANAGEMENT PLAN IS AVAILABLE IN THE SCHOOL FOR REVIEW UPON REQUEST. NO PERSON MAY DISTURB ASBESTOS-CONTAINING MATERIALS UNLESS THAT PERSON IS A LICENSED ASBESTOS WORKEWR OR CONDUCTS SUCH WORK IN ACCORDANCE WITH SPECIFICATIONS CONTAINED IN THE PROJECT DOCUMENTS AND IN COMPLIANCE WITH ILLINOIS DEPARTMENT OF HEALTH RULES AND REGULATIONS

Issuance

MARK	DESCRIPTION	DATE
1	AOR PREVIEW	04.10.17
2	100% SD	04.24.17
3	SD TRANSFER	05.11.17
4	100% DD	06.02.17
5	60% CD	07.27.17
6	90% CD	09.07.17
7	ISSUED FOR BID	10.26.17
1	ADDENDUM NO. 1	11.14.17

PBC Project Name: ESMOND ELEMENTARY SCHOOL ANNEX & RENOVATIONS
PBC Project No: 05125
ONYX Project No: 17005

Title
DETAILS

Sheet
A5.5

32'-0" 0'-0" 16'-0" 32'-0" 64'-0"
1:32" = 1'-0"

16'-0" 0'-0" 8'-0" 16'-0" 32'-0"
1:16" = 1'-0"

8'-0" 0'-0" 4'-0" 8'-0" 16'-0"
1:8" = 1'-0"

4'-0" 0'-0" 2'-0" 4'-0" 8'-0"
1:4" = 1'-0"

2'-0" 0'-0" 1'-0" 2'-0" 4'-0"
1:2" = 1'-0"

1'-0" 0'-0" 0'-6" 1'-0" 2'-0"
1" = 1'-0"

0'-0" 0'-6" 1'-0" 2'-0"
1-1/2" = 1'-0"

0'-0" 0'-3" 0'-6" 0'-9" 1'-0"
3" = 1'-0"

0'-0" 0'-1-1/2" 0'-3" 0'-4-1/2" 0'-6"
6" = 1'-0"

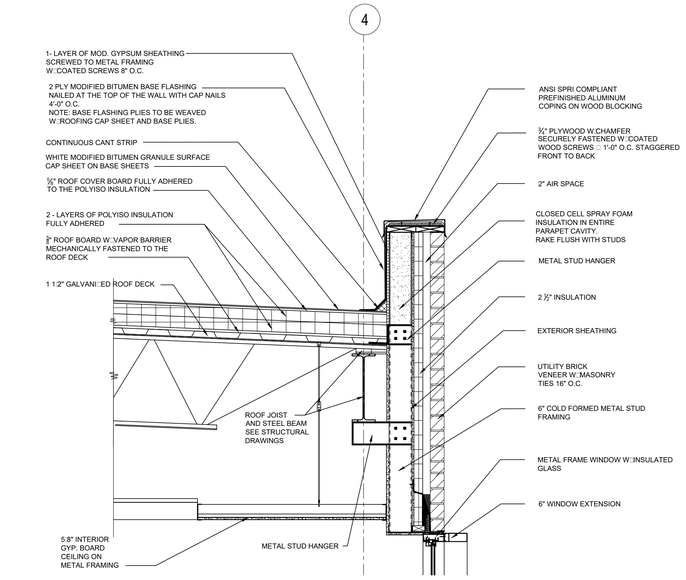

1 WALL SECTION DETAIL @ TYP.
3/4" = 1'-0"

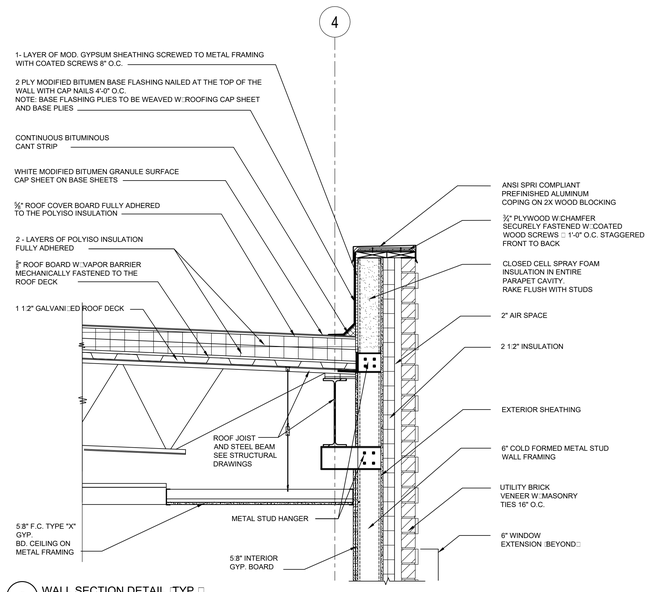

2 WALL SECTION DETAIL @ TYP.
3/4" = 1'-0"

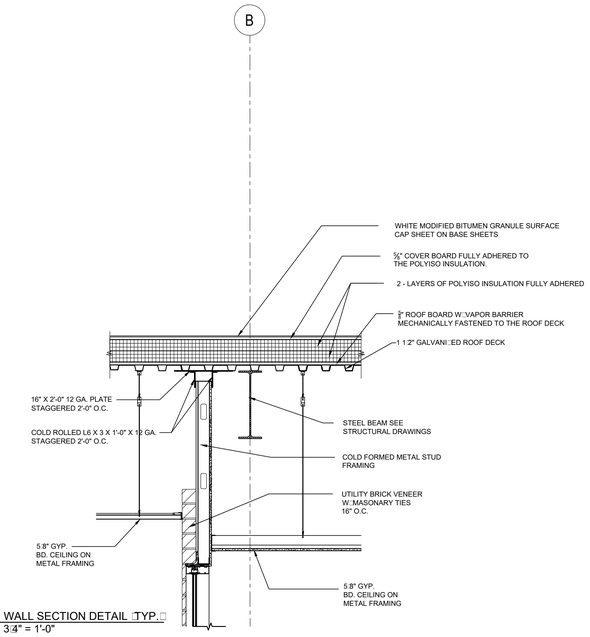

3 WALL SECTION DETAIL @ TYP.
3/4" = 1'-0"

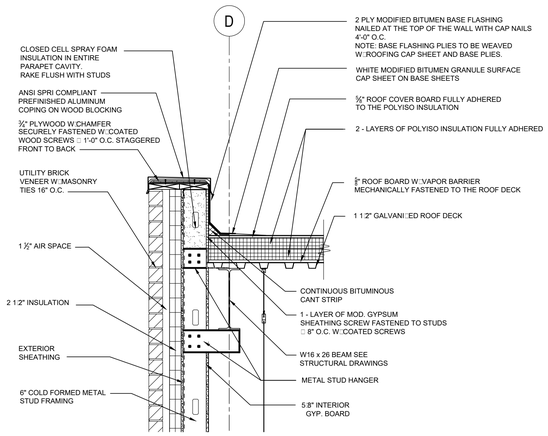

4 WALL SECTION DETAIL
3/4" = 1'-0"

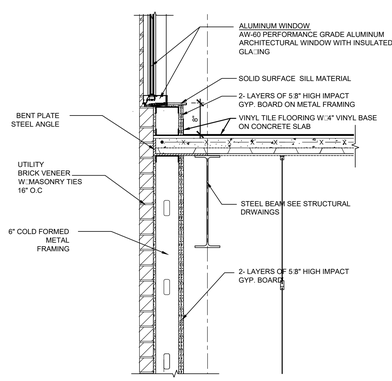

5 WALL SECTION DETAIL
3/4" = 1'-0"

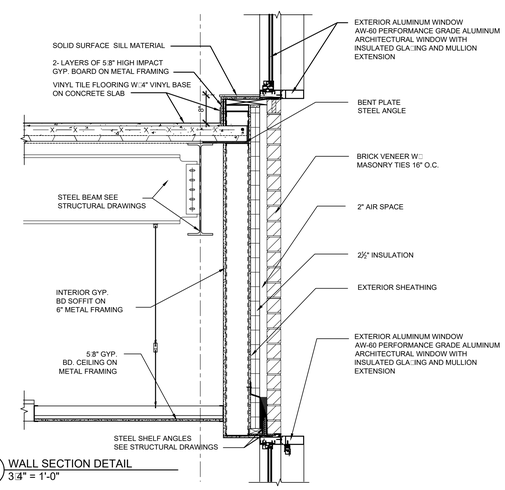

6 WALL SECTION DETAIL
3/4" = 1'-0"

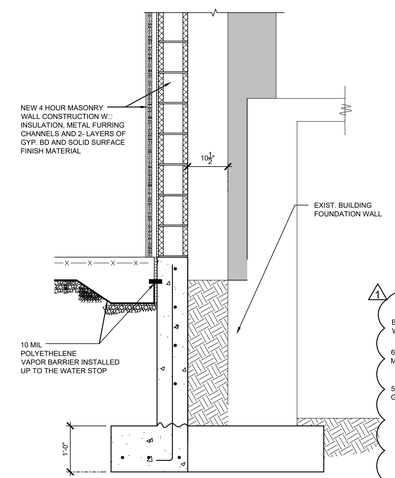

7 SECTION FDN. AT EXIST.
3/4" = 1'-0"

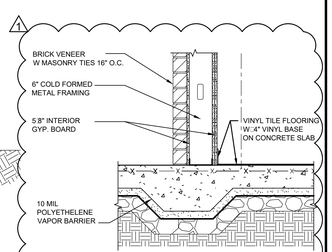

12 SECTION INTERIOR WALL
3/4" = 1'-0"

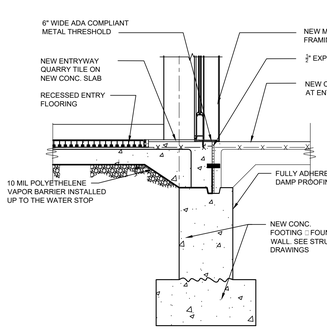

8 WALL SECTION DETAIL
3/4" = 1'-0"

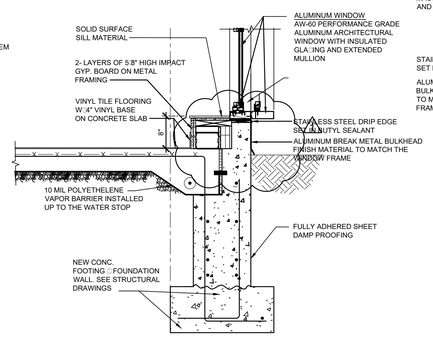

9 WALL SECTION DETAIL
3/4" = 1'-0"

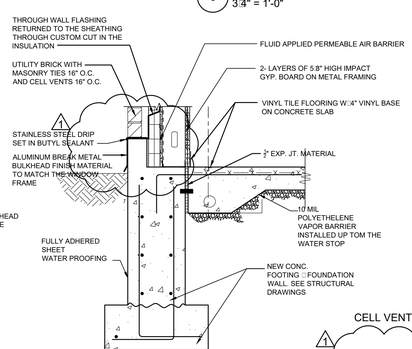

10 SECTION FDN. WALL
3/4" = 1'-0"

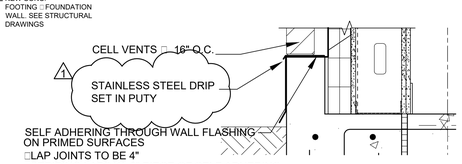

10A SECTION FDN. WALL
1 1/2" = 1'-0"

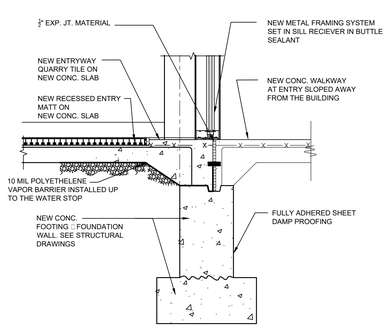

11 SECTION FDN. WALL
3/4" = 1'-0"

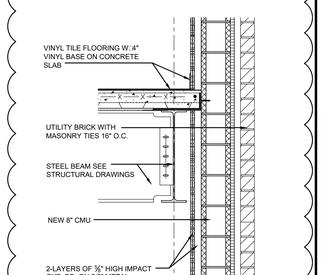

13 WALL SECTION DETAIL
3/4" = 1'-0"

PUBLIC BUILDING COMMISSION
Chicago Public Schools

ESMOND ELEMENTARY SCHOOL ANNEX & RENOVATIONS

1865 WEST MONTVALE AVE.
CHICAGO IL 60643

CHICAGO PUBLIC SCHOOLS
CITY OF CHICAGO, MAYOR RAHM EMANUEL

Architect of Record:
ONYX Architectural Services Inc.
ADDRESS: 750 N. FRANKLIN #207 Chicago, Illinois 60654
PHONE: 312-787-2748
FAX: 312-787-2857
WEB: www.onyxchicago.com

Design Architect:
LEGAT ARCHITECTS
SUSTAINABILITY | PERFORMANCE | DESIGN
ADDRESS: 651 W Washington Blvd. #1 Chicago, Illinois 60661
PHONE: 312.258.9595
FAX: 312.258.1555
WEB: www.legat.com

KMI Engineering
223 W. Jackson Blvd, #1010
Chicago, IL
Structural Design Engineers

Terra Engineering LTD.
225 W. Ohio St, 4th Flr
Chicago, IL
Civil Design Engineers

Dynacepts Engineering, LTD
2250 East Devon Ave. Suite 218
Des Plaines, IL
MEPFP Design Engineers

Planning Resources, Inc.
402 W. Liberty Drive
Wheaton, IL
Landscape Architects

Mackesy and Associates
321 N Clark St, #500
Chicago, IL
Food Service Design Consultant

WARNING:
ASBESTOS-CONTAINING BUILDING MATERIALS ARE OR MAY BE PRESENT IN THIS BUILDING. AN ASBESTOS-MANAGEMENT PLAN IS AVAILABLE IN THE SCHOOL FOR REVIEW UPON REQUEST. NO PERSON MAY DISTURB ASBESTOS-CONTAINING MATERIALS UNLESS THAT PERSON IS A LICENSED ASBESTOS WORKER OR CONDUCTS SUCH WORK IN ACCORDANCE WITH SPECIFICATIONS CONTAINED IN THE PROJECT DOCUMENTS AND IN COMPLIANCE WITH ILLINOIS DEPARTMENT OF HEALTH RULES AND REGULATIONS

Issuance

MARK	DESCRIPTION	DATE
1	AOR PREVIEW	04.10.17
2	100% SD	04.24.17
3	SD TRANSFER	05.11.17
4	100% DD	06.02.17
5	60% CD	07.27.17
6	90% CD	09.07.17
7	ISSUED FOR BID	10.26.17
1	ADDENDUM NO. 1	11.14.17

PBC Project Name: ESMOND ELEMENTARY SCHOOL ANNEX & RENOVATIONS
PBC Project No: 05125
ONYX Project No: 17005

Title
WALL SECTIONS

Sheet
A5.6

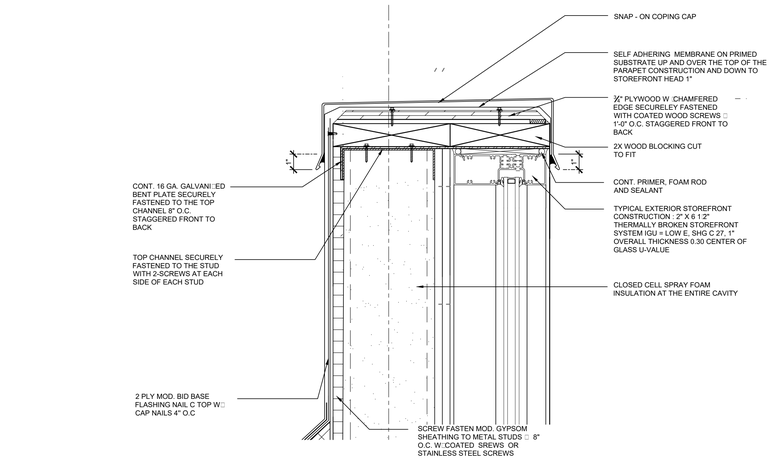

1 COPING DETAIL
3" = 1'-0"

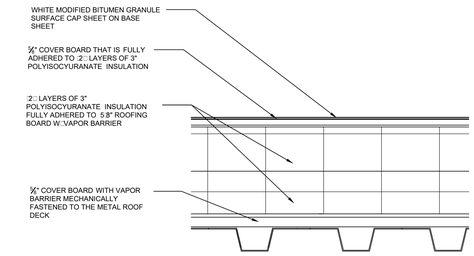

2A ROOFING DETAIL
3" = 1'-0"

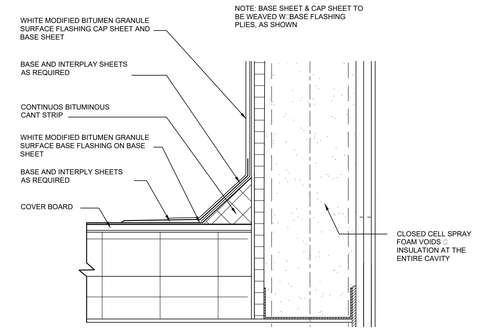

2 FLASHING DETAIL
3" = 1'-0"

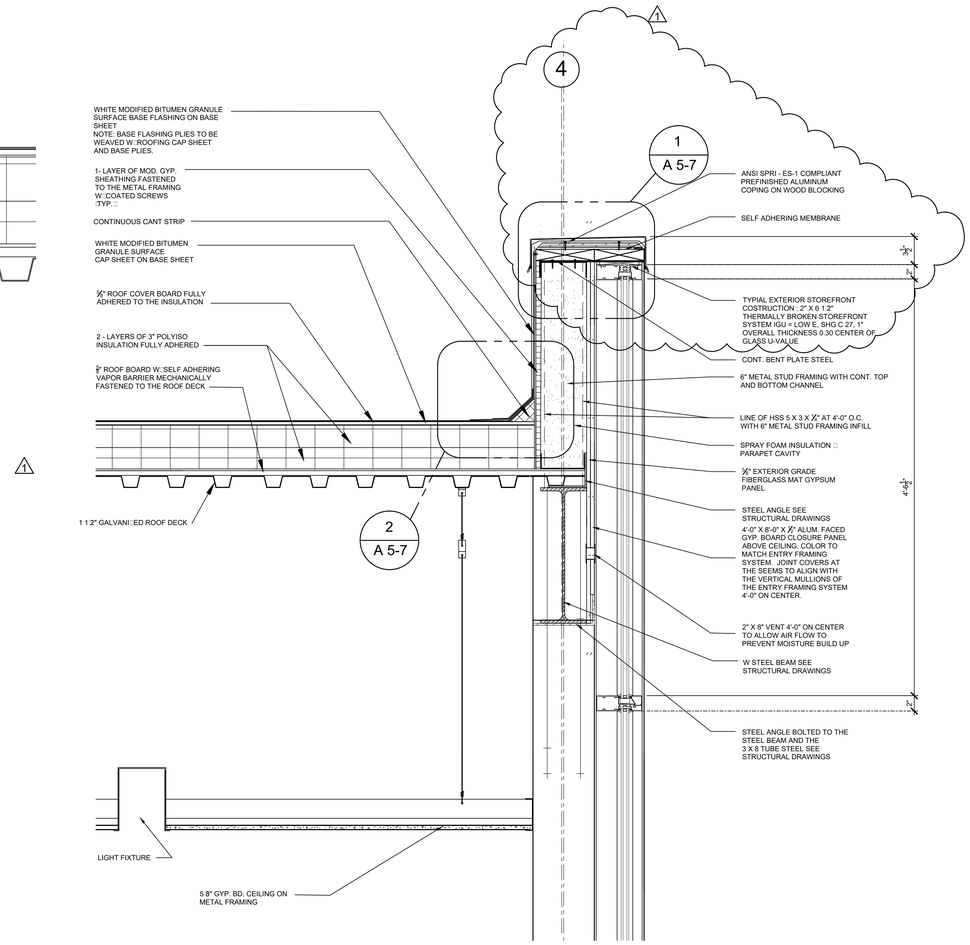

4 SECTION DETAIL - T□STOREFRONT
1 1□2" = 1'-0"

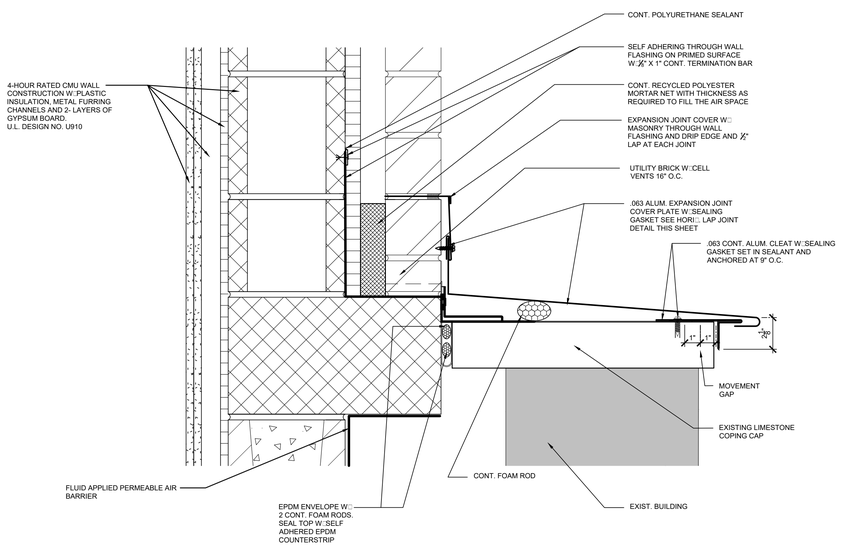

3 JOINT DETAIL
3" = 1'-0"

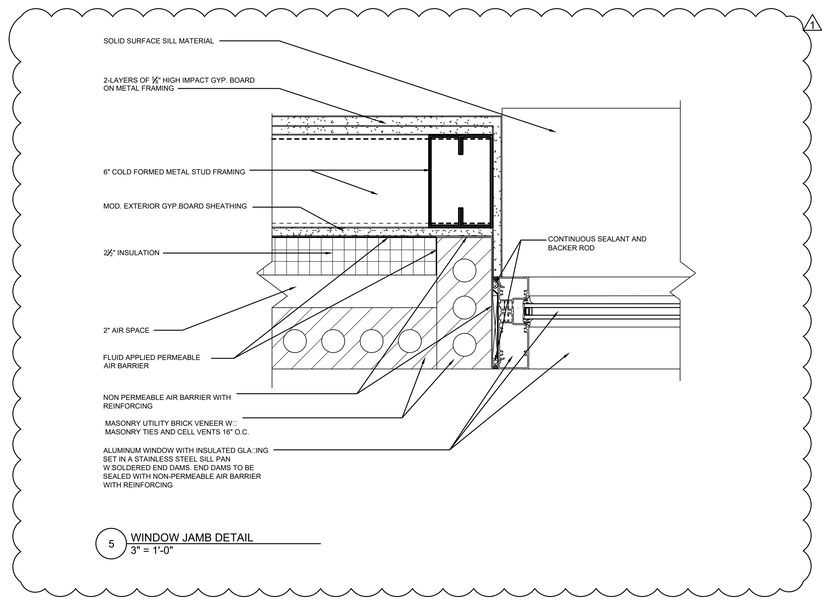

5 WINDOW JAMB DETAIL
3" = 1'-0"

ESMOND ELEMENTARY SCHOOL ANNEX & RENOVATIONS

1865 WEST MONTVALE AVE.
CHICAGO IL 60643

CHICAGO PUBLIC SCHOOLS
CITY OF CHICAGO, MAYOR RAHM EMANUEL

Architect of Record:

ONYX Architectural Services Inc.

ADDRESS: 750 N. FRANKLIN #207
Chicago, Illinois 60654
PHONE: 312-787-2748
FAX: 312-787-2857
WEB: www.onyxchicago.com

Design Architect:

LEGAT ARCHITECTS
SUSTAINABILITY | PERFORMANCE | DESIGN

ADDRESS: 651 W Washington Blvd. #1
Chicago, Illinois 60661
PHONE: 312.258.9595
FAX: 312.258.1555
WEB: www.legat.com

KMI Engineering
223 W. Jackson Blvd, #1010
Chicago, IL
Structural Design Engineers

Terra Engineering LTD.
225 W. Ohio St, 4th Flr
Chicago, IL
Civil Design Engineers

Dynacepts Engineering, LTD
2250 East Devon Ave. Suite 218
Des Plaines, IL
MEPFP Design Engineers

Planning Resources, Inc.
402 W. Liberty Drive
Wheaton, IL
Landscape Architects

Mackesy and Associates
321 N Clark St, #500
Chicago, IL
Food Service Design Consultant

WARNING:
ASBESTOS-CONTAINING BUILDING MATERIALS ARE OR MAY BE PRESENT IN THIS BUILDING. AN ASBESTOS-MANAGEMENT PLAN IS AVALABLE IN THE SCHOOL FOR REVIEW UPON REQUEST. NO PERSON MAY DISTURB ASBESTOS-CONTAINING MATERIALS UNLESS THAT PERSON IS A LICENSED ASBESTOS WORKEWR OR CONDUCTS SUCH WORK IN ACCORDANCE WITH SPECIFICATIONS CONTAINED IN THE PROJECT DOCUMENTS AND IN COMPLIANCE WITH ILLINOIS DEPARTMENT OF HEALTH RULES AND REGULATIONS

Issuance

MARK	DESCRIPTION	DATE
1	AOR PREVIEW	04.10.17
2	100% SD	04.24.17
3	SD TRANSFER	05.11.17
4	100% DD	06.02.17
5	60% CD	07.27.17
6	90% CD	09.07.17
7	ISSUED FOR BID	10.26.17
1	ADDENDUM NO. 1	11.14.17

PBC Project Name: ESMOND ELEMENTARY SCHOOL ANNEX & RENOVATIONS

PBC Project No: 05125

ONYX Project No: 17005

Title

DETAILS

Sheet

A5.7

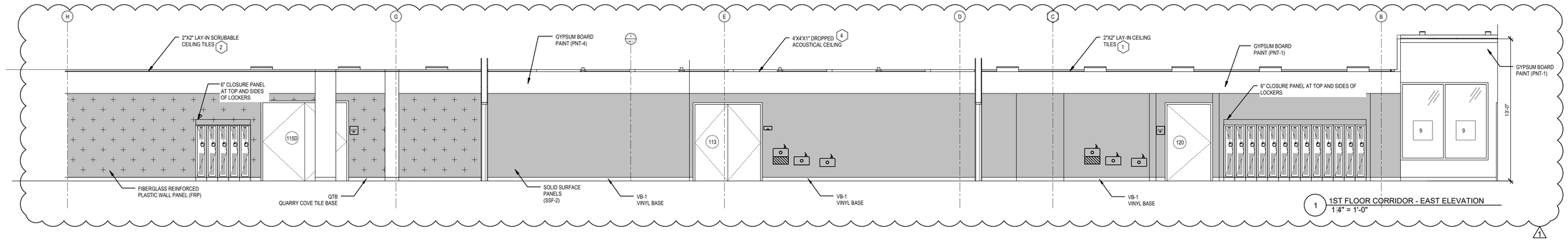

1 1ST FLOOR CORRIDOR - EAST ELEVATION
1/4" = 1'-0"

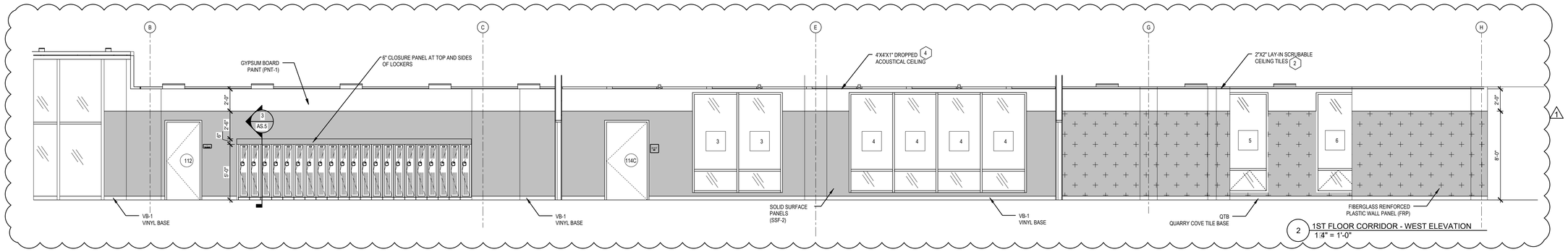

2 1ST FLOOR CORRIDOR - WEST ELEVATION
1/4" = 1'-0"

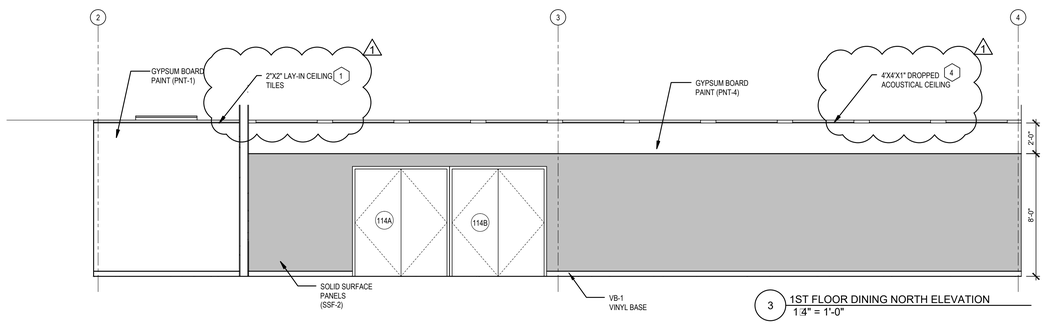

3 1ST FLOOR DINING NORTH ELEVATION
1/4" = 1'-0"

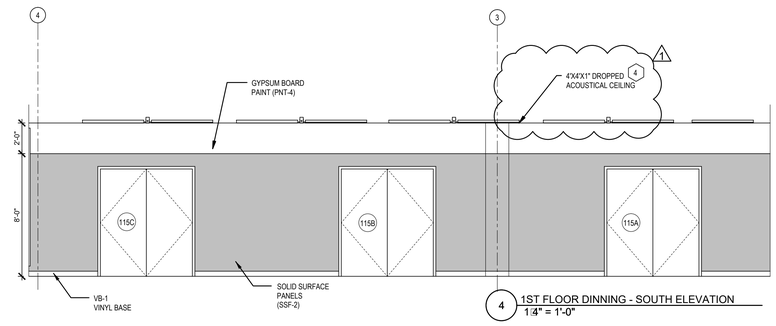

4 1ST FLOOR DINNING - SOUTH ELEVATION
1/4" = 1'-0"

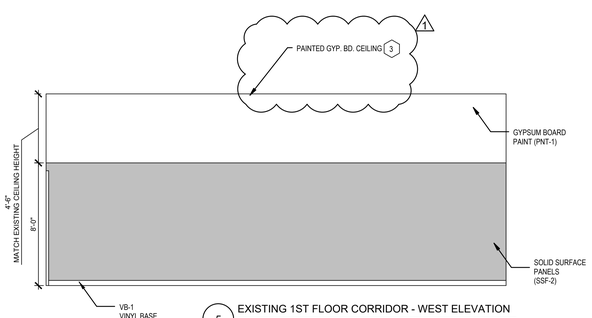

5 EXISTING 1ST FLOOR CORRIDOR - WEST ELEVATION
1/4" = 1'-0"

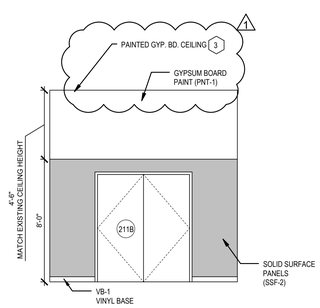

6 EXISTING 1ST FLOOR CORRIDOR - SOUTH ELEVATION
1/4" = 1'-0"

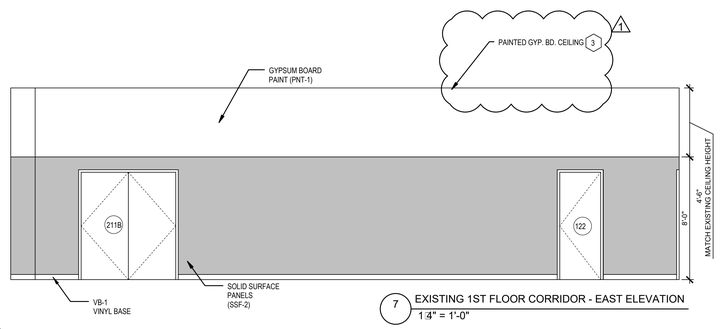

7 EXISTING 1ST FLOOR CORRIDOR - EAST ELEVATION
1/4" = 1'-0"

NOTE:

SEE SHEET A14.1 & A14.2 FOR FINISHES
SEE SHEET A2.1 FOR CEILING TYPES
SEE SHEET AS.3 FOR SIGNAGE TYPES
SEE SHEET AS.5 FOR SIGNAGE PLACEMENT

ESMOND ELEMENTARY SCHOOL ANNEX & RENOVATIONS

1865 WEST MONTVALE AVE.
CHICAGO IL 60643

CHICAGO PUBLIC SCHOOLS
CITY OF CHICAGO, MAYOR RAHM EMANUEL

Architect of Record:
ONYX Architectural Services Inc.
ADDRESS: 750 N. FRANKLIN #207
Chicago, Illinois 60654
PHONE: 312-787-2748
FAX: 312-787-2857
WEB: www.onyxchicago.com

Design Architect:
LEGAT ARCHITECTS
SUSTAINABILITY | PERFORMANCE | DESIGN
ADDRESS: 651 W Washington Blvd. #1
Chicago, Illinois 60661
PHONE: 312.258.9595
FAX: 312.258.1555
WEB: www.legat.com

KMI Engineering
223 W. Jackson Blvd, #1010
Chicago, IL
Structural Design Engineers

Terra Engineering LTD.
225 W. Ohio St, 4th Flr
Chicago, IL
Civil Design Engineers

Dynacepts Engineering, LTD
2250 East Devon Ave. Suite 218
Des Plaines, IL
MEPFP Design Engineers

Planning Resources, Inc.
402 W. Liberty Drive
Wheaton, IL
Landscape Architects

Mackesy and Associates
321 N Clark St, #500
Chicago, IL
Food Service Design Consultant

WARNING:
ASBESTOS-CONTAINING BUILDING MATERIALS ARE OR MAY BE PRESENT IN THIS BUILDING. AN ASBESTOS-MANAGEMENT PLAN IS AVAILABLE IN THE SCHOOL FOR REVIEW UPON REQUEST. NO PERSON MAY DISTURB ASBESTOS-CONTAINING MATERIALS UNLESS THAT PERSON IS A LICENSED ASBESTOS WORKEWR OR CONDUCTS SUCH WORK IN ACCORDANCE WITH SPECIFICATIONS CONTAINED IN THE PROJECT DOCUMENTS AND IN COMPLIANCE WITH ILLINOIS DEPARTMENT OF HEALTH RULES AND REGULATIONS

Issuance

MARK	DESCRIPTION	DATE
1	AOR PREVIEW	04.10.17
2	100% SD	04.24.17
3	SD TRANSFER	05.11.17
4	100% DD	06.02.17
5	60% CD	07.27.17
6	90% CD	09.07.17
7	ISSUED FOR BID	10.26.17
1	ADDENDUM NO. 1	11.14.17

PBC Project Name: ESMOND ELEMENTARY SCHOOL ANNEX & RENOVATIONS
PBC Project No: 05125
ONYX Project No: 17005

Title
INTERIOR ELEVATIONS

Sheet
A8.1

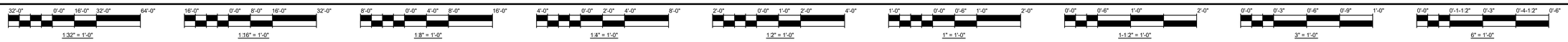

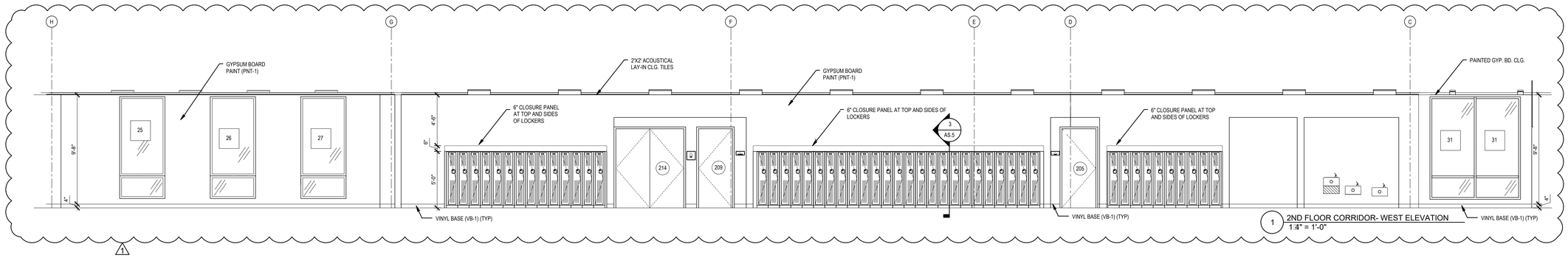

1 2ND FLOOR CORRIDOR- WEST ELEVATION
1/4" = 1'-0"

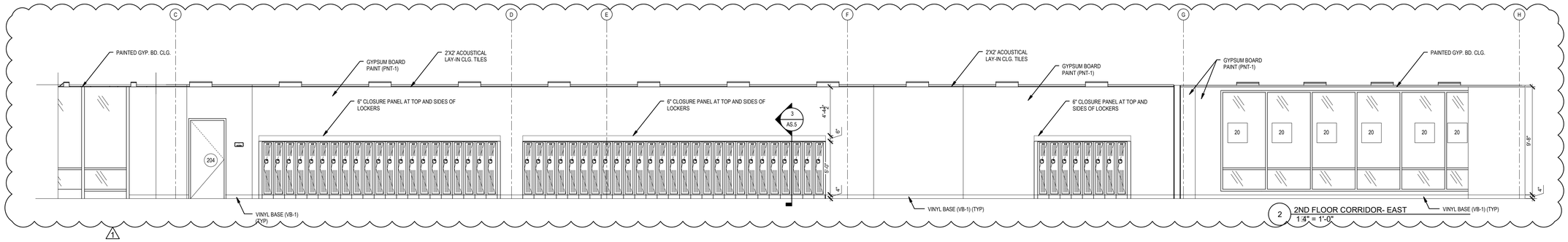

2 2ND FLOOR CORRIDOR- EAST
1/4" = 1'-0"

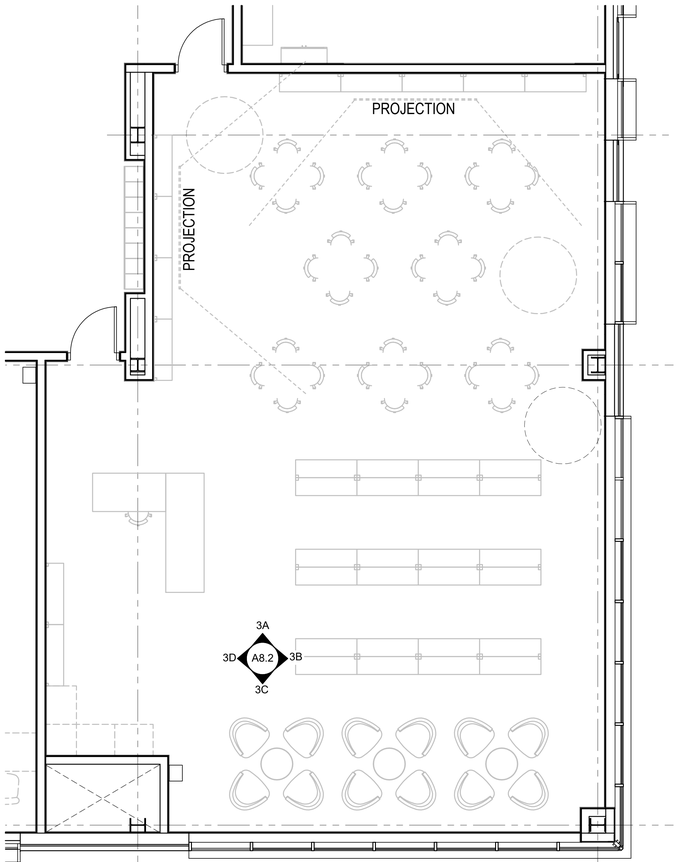

3 LIBRARY
1/4" = 1'-0"

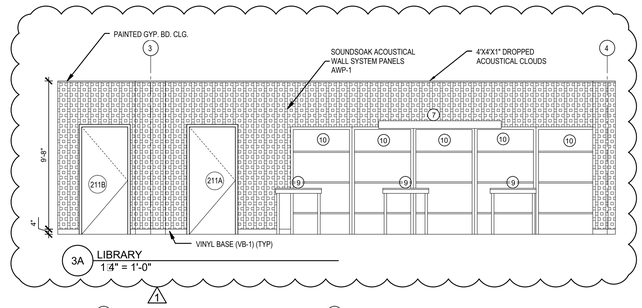

3A LIBRARY
1/4" = 1'-0"

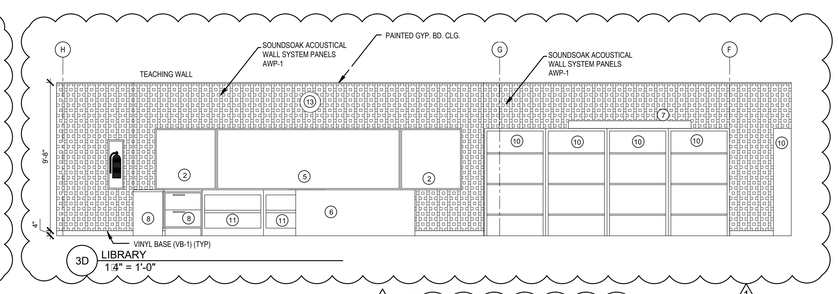

3D LIBRARY
1/4" = 1'-0"

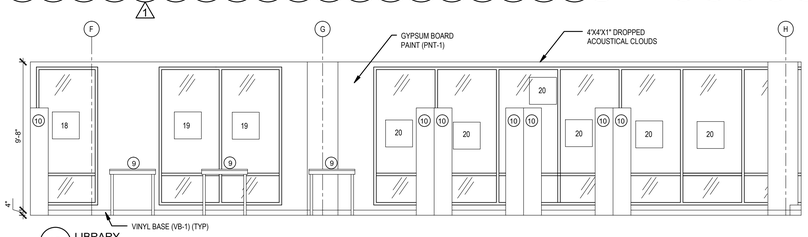

3B LIBRARY
1/4" = 1'-0"

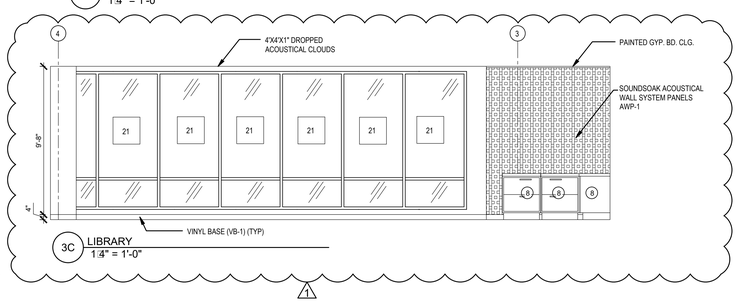

3C LIBRARY
1/4" = 1'-0"

NOTE:

SEE SHEET A14.1 & A14.2 FOR FINISHES
SEE SHEET A2.1 FOR CEILING TYPES
SEE SHEET A5.3 FOR SIGNAGE TYPES
SEE SHEET A5.5 FOR SIGNAGE PLACEMENT

Legend

ITEM NO. SYM	DESCRIPTION	SIZE	SPEC: SECTION	QTY	COMMENTS
1	TACK BOARD	24"X48"		3	FURNISHED AND INSTALLED BY THE CONTRACTOR
2	TACK BOARD	48"X48"		7	FURNISHED AND INSTALLED BY THE CONTRACTOR
3	TACK BOARD	144"X48"		1	FURNISHED AND INSTALLED BY THE CONTRACTOR
4	TACK STRIP	48"X6"		10	FURNISHED AND INSTALLED BY THE CONTRACTOR
5	WHITE BOARD	144"X48"		8	FURNISHED AND INSTALLED BY THE CONTRACTOR
6	TEACHER DESK	30"X66"		5	FURNISHED AND INSTALLED BY THE OWNER
7	PROJECTION SCREEN	6"X96"		6	FURNISHED AND INSTALLED BY THE OWNER CONTRACTOR TO COORDINATE
8	FILE STORAGE	36"X30"		4	FURNISHED AND INSTALLED BY THE OWNER
9	TABLE	24"X72"		18	FURNISHED AND INSTALLED BY THE OWNER
10	BOOKSHELF	14"X48"X84"		13	FURNISHED AND INSTALLED BY THE OWNER
11	BOOKSHELF	24"X48"X36"		2	FURNISHED AND INSTALLED BY THE OWNER
12	MAILBOX	72"X84"X12"		1	FURNISHED AND INSTALLED BY THE OWNER
13	CLOCK			5	FURNISHED AND INSTALLED BY THE CONTRACTOR
14	TABLE	24"X54"		16	FURNISHED AND INSTALLED BY THE OWNER
15	TABLE	42"X60"		8	FURNISHED AND INSTALLED BY THE OWNER
16	TABLE	24"X30"		30	FURNISHED AND INSTALLED BY THE OWNER
17	COMPUTER			44	FURNISHED AND INSTALLED BY THE OWNER
18	DEMONSTRATION TABLE			1	FURNISHED AND INSTALLED BY THE OWNER
19	TABLE	24"X60"		21	FURNISHED AND INSTALLED BY THE OWNER
20	PRINTER	24"X60"		3	FURNISHED AND INSTALLED BY THE OWNER

PUBLIC BUILDING COMMISSION
Chicago Public Schools

ESMOND ELEMENTARY SCHOOL ANNEX & RENOVATIONS

1865 WEST MONTVALE AVE.
CHICAGO IL 60643

CHICAGO PUBLIC SCHOOLS
CITY OF CHICAGO, MAYOR RAHM EMANUEL

Architect of Record:

ONYX Architectural Services Inc.

ADDRESS: 750 N. FRANKLIN #207
Chicago, Illinois 60654
PHONE: 312-787-2748
FAX: 312-787-2857
WEB: www.onyxchicago.com

Design Architect:

LEGAT ARCHITECTS
SUSTAINABILITY | PERFORMANCE | DESIGN

ADDRESS: 651 W Washington Blvd. #1
Chicago, Illinois 60661
PHONE: 312.258.9595
FAX: 312.258.1555
WEB: www.legat.com

KMI Engineering
223 W. Jackson Blvd, #1010
Chicago, IL
Structural Design Engineers

Terra Engineering LTD.
225 W. Ohio St, 4th Flr
Chicago, IL
Civil Design Engineers

Dynacepts Engineering, LTD
2250 East Devon Ave. Suite 218
Des Plaines, IL
MEPFP Design Engineers

Planning Resources, Inc.
402 W. Liberty Drive
Wheaton, IL
Landscape Architects

Mackesy and Associates
321 N Clark St, #500
Chicago, IL
Food Service Design Consultant

WARNING:
ASBESTOS-CONTAINING BUILDING MATERIALS ARE OR MAY BE PRESENT IN THIS BUILDING. AN ASBESTOS-MANAGEMENT PLAN IS AVAILABLE IN THE SCHOOL FOR REVIEW UPON REQUEST. NO PERSON MAY DISTURB ASBESTOS-CONTAINING MATERIALS UNLESS THAT PERSON IS A LICENSED ASBESTOS WORKEWR OR CONDUCTS SUCH WORK IN ACCORDANCE WITH SPECIFICATIONS CONTAINED IN THE PROJECT DOCUMENTS AND IN COMPLIANCE WITH ILLINOIS DEPARTMENT OF HEALTH RULES AND REGULATIONS

Issuance

MARK	DESCRIPTION	DATE
1	AOR PREVIEW	04.10.17
2	100% SD	04.24.17
3	SD TRANSFER	05.11.17
4	100% DD	06.02.17
5	60% CD	07.27.17
6	90% CD	09.07.17
7	ISSUED FOR BID	10.26.17
1	ADDENDUM NO. 1	11.14.17

PBC Project Name: ESMOND ELEMENTARY SCHOOL ANNEX & RENOVATIONS

PBC Project No: 05125

ONYX Project No: 17005

Title

INTERIOR ELEVATIONS

Sheet

A8.2

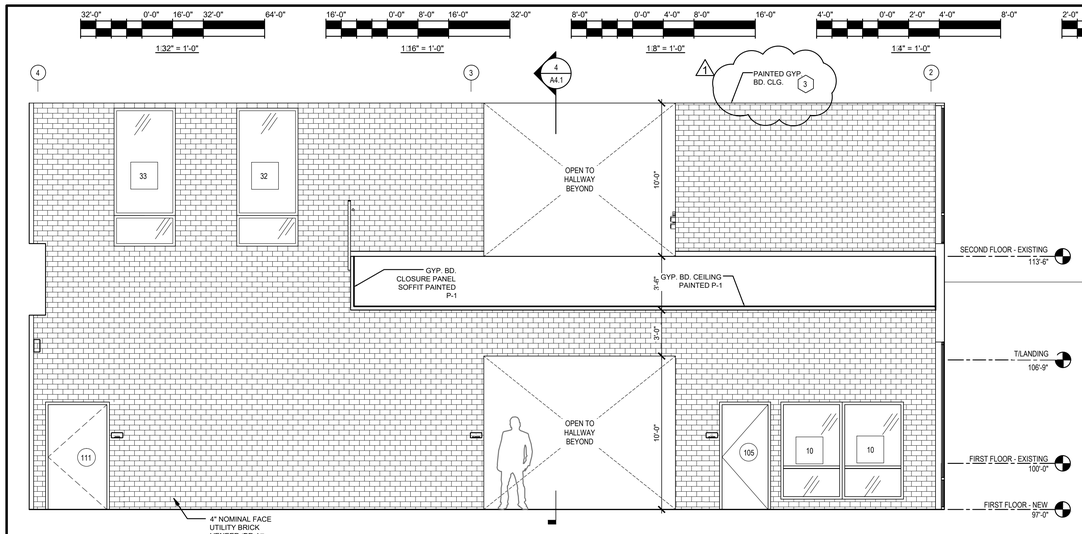

1 LOBBY - SOUTH ELEVATION
1/8" = 1'-0"

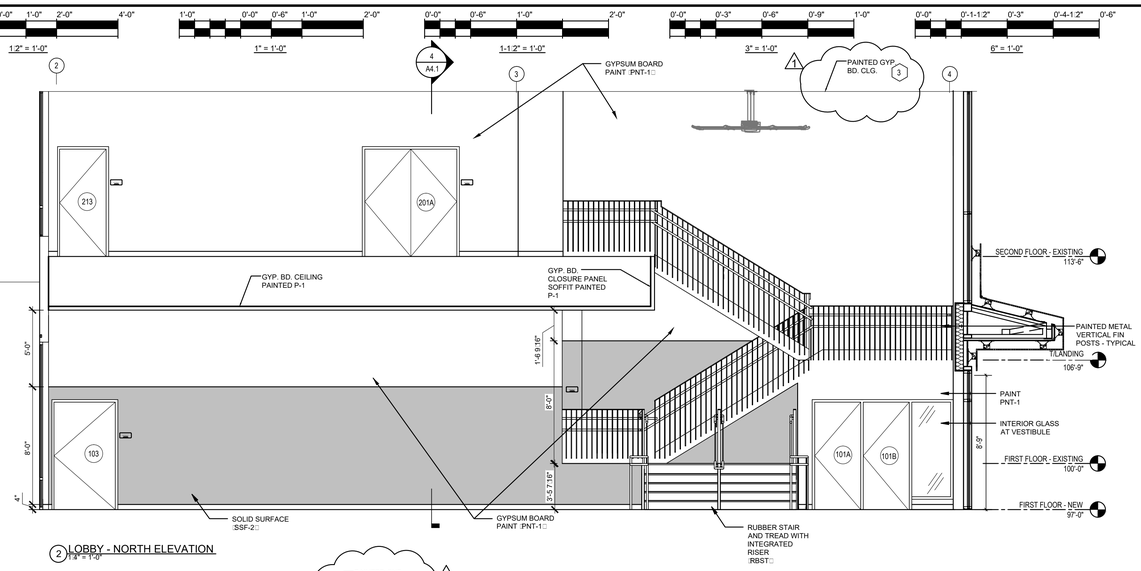

2 LOBBY - NORTH ELEVATION
1/8" = 1'-0"

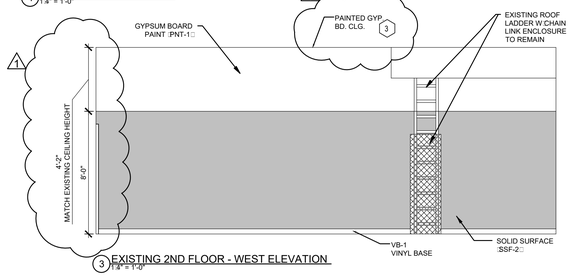

3 EXISTING 2ND FLOOR - WEST ELEVATION
1/8" = 1'-0"

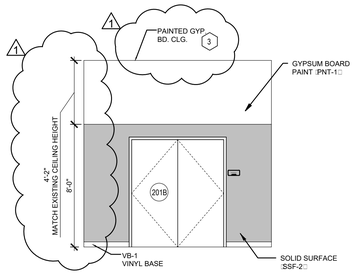

4 EXISTING 2ND FLOOR - SOUTH ELEVATION
1/8" = 1'-0"

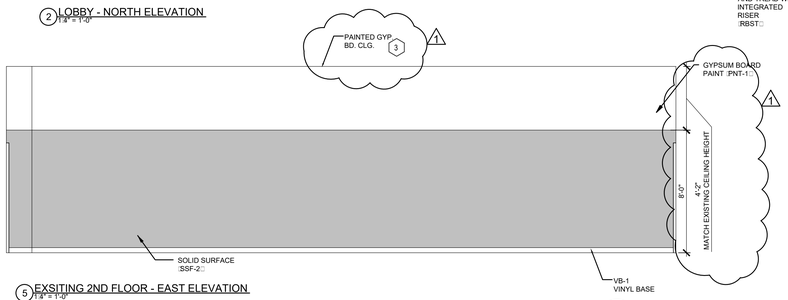

5 EXSITING 2ND FLOOR - EAST ELEVATION
1/8" = 1'-0"

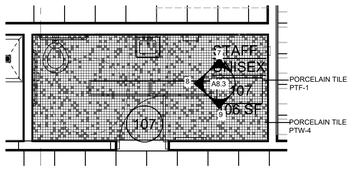

6 UNISEX TOILET - FLOOR PATTERN
1/4" = 1'-0"

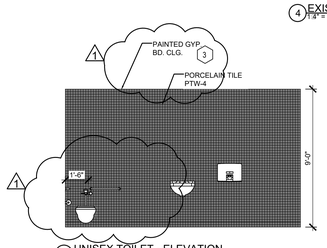

7 UNISEX TOILET - ELEVATION
1/4" = 1'-0"

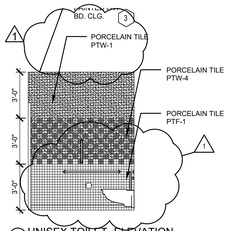

8 UNISEX TOILET - ELEVATION
1/4" = 1'-0"

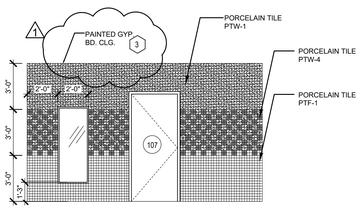

9 UNISEX TOILET - ELEVATION
1/4" = 1'-0"

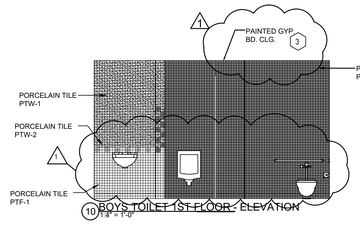

10 BOYS TOILET 1ST FLOOR - ELEVATION
1/4" = 1'-0"

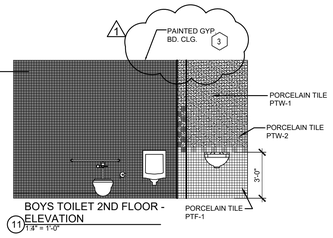

11 BOYS TOILET 2ND FLOOR - ELEVATION
1/4" = 1'-0"

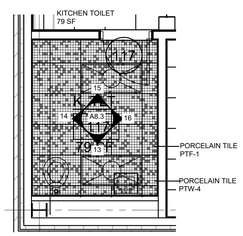

12 KITCHEN TOILET - FLOOR PATTERN
1/4" = 1'-0"

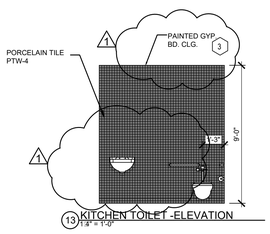

13 KITCHEN TOILET - ELEVATION
1/4" = 1'-0"

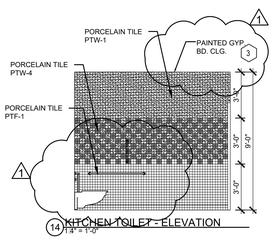

14 KITCHEN TOILET - ELEVATION
1/4" = 1'-0"

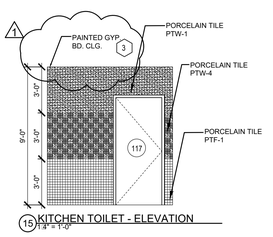

15 KITCHEN TOILET - ELEVATION
1/4" = 1'-0"

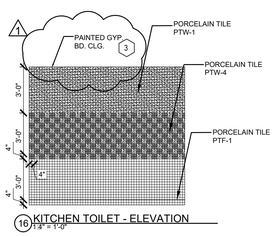

16 KITCHEN TOILET - ELEVATION
1/4" = 1'-0"

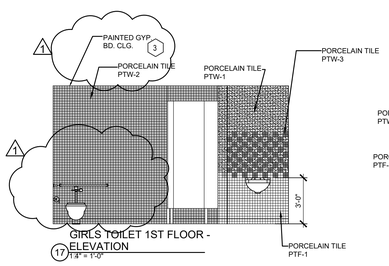

17 GIRLS TOILET 1ST FLOOR - ELEVATION
1/4" = 1'-0"

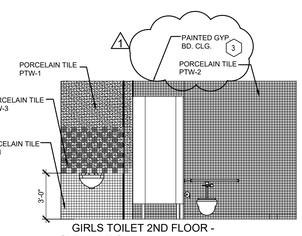

18 GIRLS TOILET 2ND FLOOR - ELEVATION
1/4" = 1'-0"

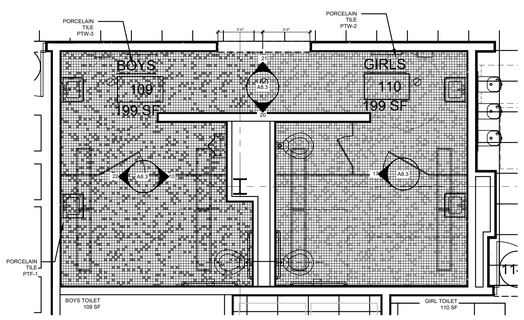

19 BOYS AND GIRLS TOILET - FLOOR PATTERN
1/4" = 1'-0"

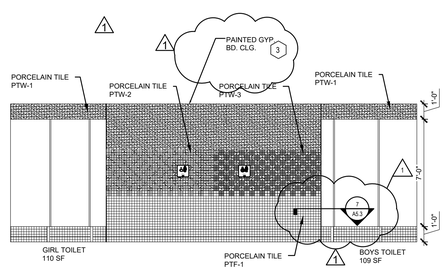

20 BOYS AND GIRLS TOILET - ELEVATION
1/4" = 1'-0"

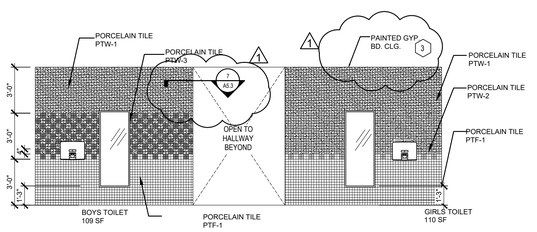

21 BOYS AND GIRLS TOILET - ELEVATION
1/4" = 1'-0"

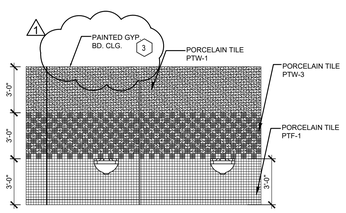

22 BOYS TOILET - ELEVATION (2ND FLOOR)
1/4" = 1'-0"

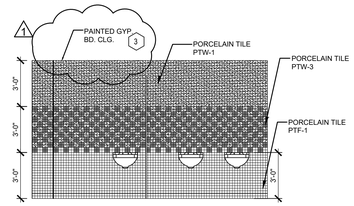

23 BOYS TOILET - ELEVATION (1st FLOOR)
1/4" = 1'-0"

NOTE:
SEE SHEET A14.1 & A14.2 FOR FINISHES
SEE SHEET A2.1 FOR CEILING TYPES
SEE SHEET AS.3 FOR SIGNAGE TYPES
SEE SHEET AS.5 FOR SIGNAGE PLACEMENT
SEE SHEET AS.6, AS.7, AND AS.8 FOR ADA CLEARANCES, MOUNTING HEIGHTS AND DESCRIPTIONS OF FIXTURES

ESMOND ELEMENTARY SCHOOL ANNEX & RENOVATIONS

1865 WEST MONTVALE AVE.
CHICAGO IL 60643

CHICAGO PUBLIC SCHOOLS
CITY OF CHICAGO, MAYOR RAHM EMANUEL

Architect of Record:
ONYX Architectural Services Inc.
ADDRESS: 750 N. FRANKLIN #207 Chicago, Illinois 60654
PHONE: 312-787-2748
FAX: 312-787-2857
WEB: www.onyxchicago.com

Design Architect:
LEGAT ARCHITECTS
SUSTAINABILITY | PERFORMANCE | DESIGN
ADDRESS: 651 W Washington Blvd. #1 Chicago, Illinois 60661
PHONE: 312.258.9595
FAX: 312.258.1555
WEB: www.legat.com

KMI Engineering
223 W. Jackson Blvd, #1010
Chicago, IL
Structural Design Engineers

Terra Engineering LTD.
225 W. Ohio St, 4th Flr
Chicago, IL
Civil Design Engineers

Dynacepts Engineering, LTD
2250 East Devon Ave. Suite 218
Des Plaines, IL
MEPFP Design Engineers

Planning Resources, Inc.
402 W. Liberty Drive
Wheaton, IL
Landscape Architects

Mackesy and Associates
321 N Clark St, #500
Chicago, IL
Food Service Design Consultant

WARNING:
ASBESTOS-CONTAINING BUILDING MATERIALS ARE OR MAY BE PRESENT IN THIS BUILDING. AN ASBESTOS-MANAGEMENT PLAN IS AVAILABLE IN THE SCHOOL FOR REVIEW UPON REQUEST. NO PERSON MAY DISTURB ASBESTOS-CONTAINING MATERIALS UNLESS THAT PERSON IS A LICENSED ASBESTOS WORKEWR OR CONDUCTS SUCH WORK IN ACCORDANCE WITH SPECIFICATIONS CONTAINED IN THE PROJECT DOCUMENTS AND IN COMPLIANCE WITH ILLINOIS DEPARTMENT OF HEALTH RULES AND REGULATIONS

Issuance

MARK	DESCRIPTION	DATE
1	AOR PREVIEW	04.10.17
2	100% SD	04.24.17
3	SD TRANSFER	05.11.17
4	100% DD	06.02.17
5	60% CD	07.27.17
6	90% CD	09.07.17
7	ISSUED FOR BID	10.26.17
1	ADDENDUM NO. 1	11.14.17

PBC Project Name: ESMOND ELEMENTARY SCHOOL ANNEX & RENOVATIONS
PBC Project No: 05125
ONYX Project No: 17005

Title
INTERIOR ELEVATIONS

Sheet
A8.3

1:32" = 1'-0" | 1:16" = 1'-0" | 1:8" = 1'-0" | 1:4" = 1'-0" | 1:2" = 1'-0" | 1" = 1'-0" | 1-1:2" = 1'-0" | 3" = 1'-0" | 6" = 1'-0"

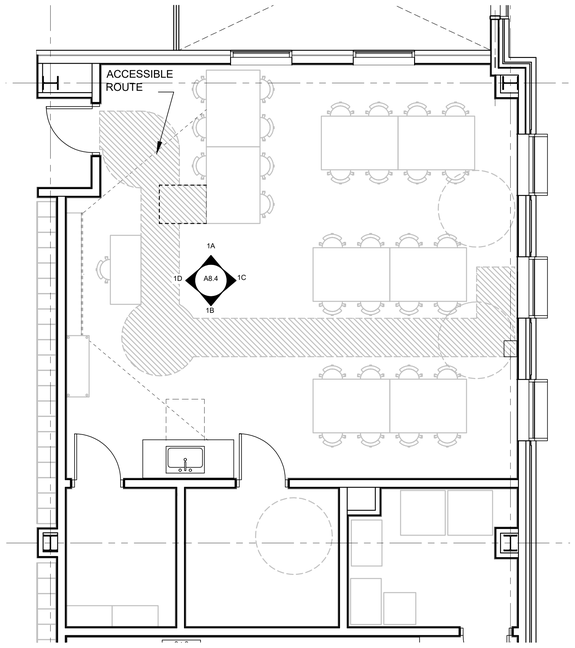

1 ART CLASSROOM FOR REFERENCE ONLY
1/4" = 1'-0"

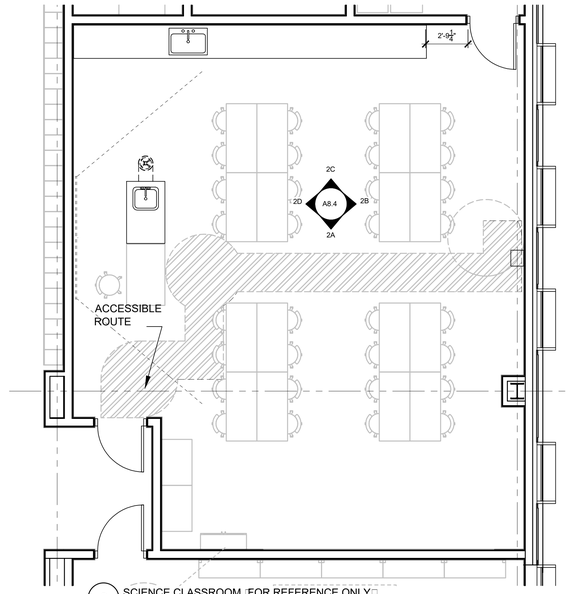

2 SCIENCE CLASSROOM FOR REFERENCE ONLY
1/4" = 1'-0"

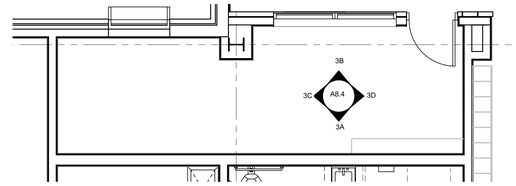

3 ADMIN FOR REFERENCE ONLY
1/4" = 1'-0"

Legend

ITEM NO. SYM	DESCRIPTION	SIZE	SPEC: SECTION	QTY	COMMENTS
1	TACK BOARD	24"X48"		3	FURNISHED AND INSTALLED BY THE CONTRACTOR
2	TACK BOARD	48"X48"		7	FURNISHED AND INSTALLED BY THE CONTRACTOR
3	TACK BOARD	144"X48"		1	FURNISHED AND INSTALLED BY THE CONTRACTOR
4	TACK STRIP	48"X6"		10	FURNISHED AND INSTALLED BY THE CONTRACTOR
5	WHITE BOARD	144"X48"		8	FURNISHED AND INSTALLED BY THE CONTRACTOR
6	TEACHER DESK	30"X66"		5	FURNISHED AND INSTALLED BY THE OWNER
7	PROJECTION SCREEN	6"X96"		6	FURNISHED AND INSTALLED BY THE OWNER CONTRACTOR TO COORDINATE
8	FILE STORAGE	36"X30"		4	FURNISHED AND INSTALLED BY THE OWNER
9	TABLE	24"X72"		18	FURNISHED AND INSTALLED BY THE OWNER
10	BOOKSHELF	14"X48"X84"		13	FURNISHED AND INSTALLED BY THE OWNER
11	BOOKSHELF	24"X48"X36"		2	FURNISHED AND INSTALLED BY THE OWNER
12	MAILBOX	72"X84"X12"		1	FURNISHED AND INSTALLED BY THE OWNER
13	CLOCK			5	FURNISHED AND INSTALLED BY THE CONTRACTOR
14	TABLE	24"X54"		16	FURNISHED AND INSTALLED BY THE OWNER
15	TABLE	42"X60"		8	FURNISHED AND INSTALLED BY THE OWNER
16	TABLE	24"X30"		30	FURNISHED AND INSTALLED BY THE OWNER
17	COMPUTER			44	FURNISHED AND INSTALLED BY THE OWNER
18	DEMONSTRATION TABLE			1	FURNISHED AND INSTALLED BY THE OWNER
19	TABLE	24"X60"		21	FURNISHED AND INSTALLED BY THE OWNER
20	PRINTER	24"X60"		3	FURNISHED AND INSTALLED BY THE OWNER

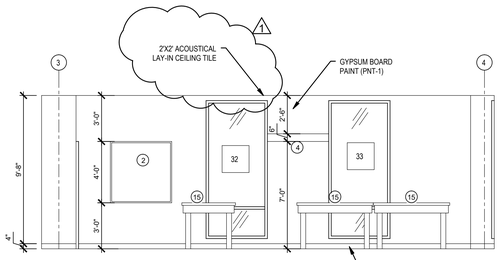

1A ART CLASSROOM
1/4" = 1'-0"

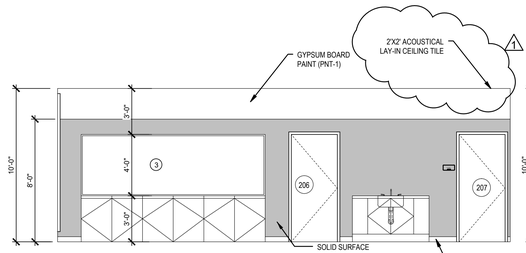

1B ART CLASSROOM
1/4" = 1'-0"

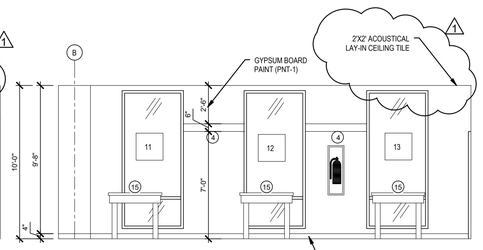

1C ART CLASSROOM
1/4" = 1'-0"

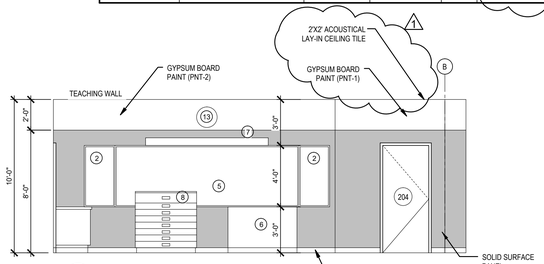

1D ART CLASSROOM
1/4" = 1'-0"

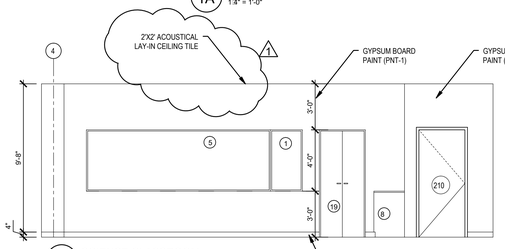

2A SCIENCE CLASSROOM
1/4" = 1'-0"

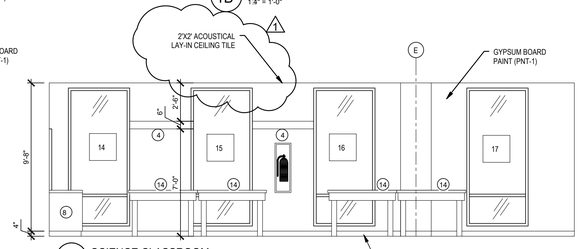

2B SCIENCE CLASSROOM
1/4" = 1'-0"

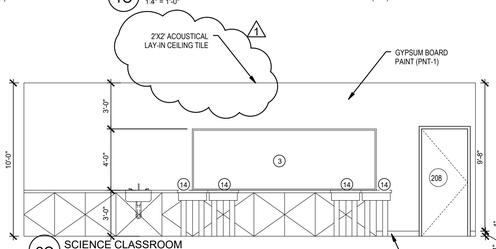

2C SCIENCE CLASSROOM
1/4" = 1'-0"

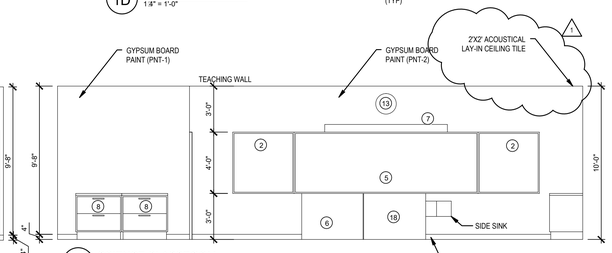

2D SCIENCE CLASSROOM
1/4" = 1'-0"

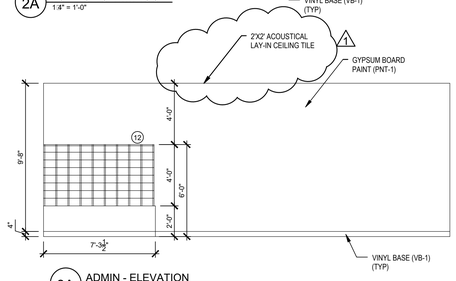

3A ADMIN - ELEVATION
1/4" = 1'-0"

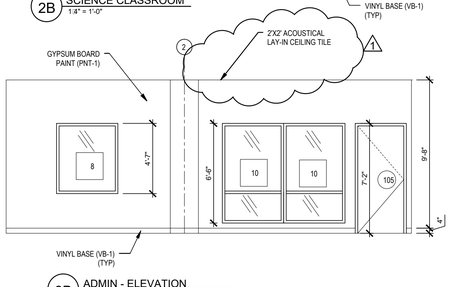

3B ADMIN - ELEVATION
1/4" = 1'-0"

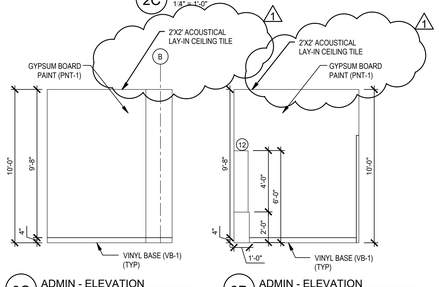

3C ADMIN - ELEVATION
1/4" = 1'-0"

3D ADMIN - ELEVATION
1/4" = 1'-0"

NOTE:

SEE SHEET A14.1 & A14.2 FOR FINISHES
SEE SHEET AS.3 FOR SIGNAGE TYPES
SEE SHEET AS.5 FOR SIGNAGE PLACEMENT
SEE SHEET A2.1 FOR CEILING TYPES

PUBLIC BUILDING COMMISSION
Chicago Public Schools

ESMOND ELEMENTARY SCHOOL ANNEX & RENOVATIONS

1865 WEST MONTVALE AVE.
CHICAGO IL 60643

CHICAGO PUBLIC SCHOOLS
CITY OF CHICAGO, MAYOR RAHM EMANUEL

Architect of Record:
ONYX Architectural Services Inc.
ADDRESS: 750 N. FRANKLIN #207
Chicago, Illinois 60654
PHONE: 312-787-2748
FAX: 312-787-2857
WEB: www.onyxchicago.com

Design Architect:
LEGAT ARCHITECTS
SUSTAINABILITY | PERFORMANCE | DESIGN
ADDRESS: 651 W Washington Blvd. #1
Chicago, Illinois 60661
PHONE: 312.258.9595
FAX: 312.258.1555
WEB: www.legat.com

KMI Engineering
223 W. Jackson Blvd, #1010
Chicago, IL
Structural Design Engineers

Terra Engineering LTD.
225 W. Ohio St, 4th Flr
Chicago, IL
Civil Design Engineers

Dynacepts Engineering, LTD
2250 East Devon Ave. Suite 218
Des Plaines, IL
MEPFP Design Engineers

Planning Resources, Inc.
402 W. Liberty Drive
Wheaton, IL
Landscape Architects

Mackesy and Associates
321 N Clark St, #500
Chicago, IL
Food Service Design Consultant

WARNING:
ASBESTOS-CONTAINING BUILDING MATERIALS ARE OR MAY BE PRESENT IN THIS BUILDING. AN ASBESTOS-MANAGEMENT PLAN IS AVAILABLE IN THE SCHOOL FOR REVIEW UPON REQUEST. NO PERSON MAY DISTURB ASBESTOS-CONTAINING MATERIALS UNLESS THAT PERSON IS A LICENSED ASBESTOS WORKEWR OR CONDUCTS SUCH WORK IN ACCORDANCE WITH SPECIFICATIONS CONTAINED IN THE PROJECT DOCUMENTS AND IN COMPLIANCE WITH ILLINOIS DEPARTMENT OF HEALTH RULES AND REGULATIONS

Issuance

MARK	DESCRIPTION	DATE
1	AOR PREVIEW	04.10.17
2	100% SD	04.24.17
3	SD TRANSFER	05.11.17
4	100% DD	06.02.17
5	60% CD	07.27.17
6	90% CD	09.07.17
7	ISSUED FOR BID	10.26.17
1	ADDENDUM NO. 1	11.14.17

PBC Project Name: ESMOND ELEMENTARY SCHOOL ANNEX & RENOVATIONS
PBC Project No: 05125
ONYX Project No: 17005

Title
INTERIOR ELEVATIONS

Sheet
A8.4

1:32" = 1'-0" | 1:16" = 1'-0" | 1:8" = 1'-0" | 1:4" = 1'-0" | 1:2" = 1'-0" | 1" = 1'-0" | 1-1:2" = 1'-0" | 3" = 1'-0" | 6" = 1'-0"

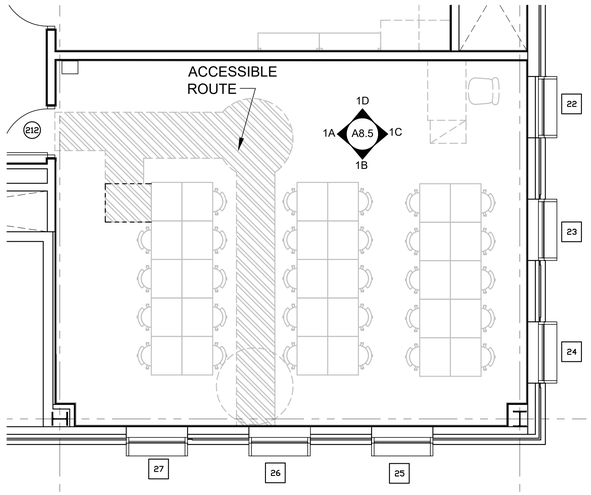

1 TYP. CLASSROOM
1/4" = 1'-0"

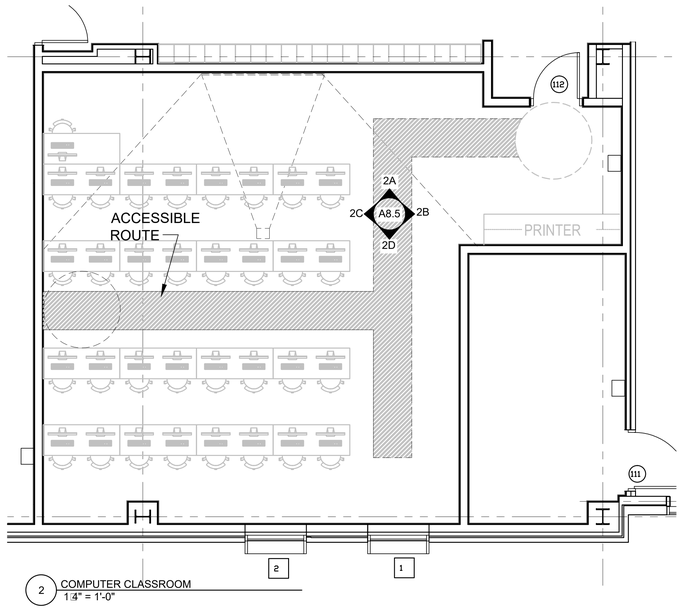

2 COMPUTER CLASSROOM
1/4" = 1'-0"

Legend

ITEM NO. / SYM	DESCRIPTION	SIZE	SPEC: SECTION	QTY	COMMENTS
1	TACK BOARD	24"X48"		3	FURNISHED AND INSTALLED BY THE CONTRACTOR
2	TACK BOARD	48"X48"		7	FURNISHED AND INSTALLED BY THE CONTRACTOR
3	TACK BOARD	144"X48"		1	FURNISHED AND INSTALLED BY THE CONTRACTOR
4	TACK STRIP	48"X6"		10	FURNISHED AND INSTALLED BY THE CONTRACTOR
5	WHITE BOARD	144"X48"		8	FURNISHED AND INSTALLED BY THE CONTRACTOR
6	TEACHER DESK	30"X66"		5	FURNISHED AND INSTALLED BY THE OWNER
7	PROJECTION SCREEN	6"X96"		6	FURNISHED AND INSTALLED BY THE OWNER CONTRACTOR TO COORDINATE
8	FILE STORAGE	36"X30"		4	FURNISHED AND INSTALLED BY THE OWNER
9	TABLE	24"X72"		16	FURNISHED AND INSTALLED BY THE OWNER
10	BOOKSHELF	14"X48"X84"		13	FURNISHED AND INSTALLED BY THE OWNER
11	BOOKSHELF	24"X48"X36"		2	FURNISHED AND INSTALLED BY THE OWNER
12	MAILBOX	72"X84"X12"		1	FURNISHED AND INSTALLED BY THE OWNER
13	CLOCK			5	FURNISHED AND INSTALLED BY THE CONTRACTOR
14	TABLE	24"X54"		16	FURNISHED AND INSTALLED BY THE OWNER
15	TABLE	42"X60"		8	FURNISHED AND INSTALLED BY THE OWNER
16	TABLE	24"X30"		30	FURNISHED AND INSTALLED BY THE OWNER
17	COMPUTER			44	FURNISHED AND INSTALLED BY THE OWNER
18	DEMONSTRATION TABLE			1	FURNISHED AND INSTALLED BY THE OWNER
19	TABLE	24"X60"		21	FURNISHED AND INSTALLED BY THE OWNER
20	PRINTER	24"X60"		3	FURNISHED AND INSTALLED BY THE OWNER

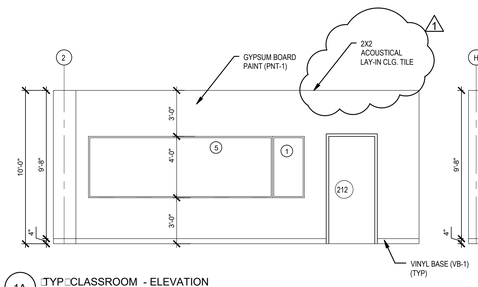

1A TYP. CLASSROOM - ELEVATION
1/4" = 1'-0"

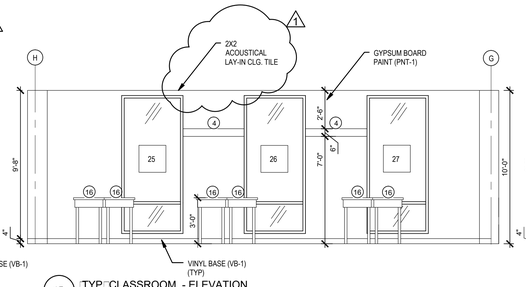

1B TYP. CLASSROOM - ELEVATION
1/4" = 1'-0"

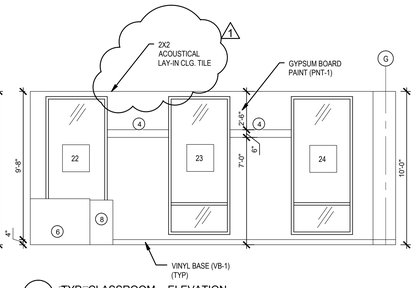

1C TYP. CLASSROOM - ELEVATION
1/4" = 1'-0"

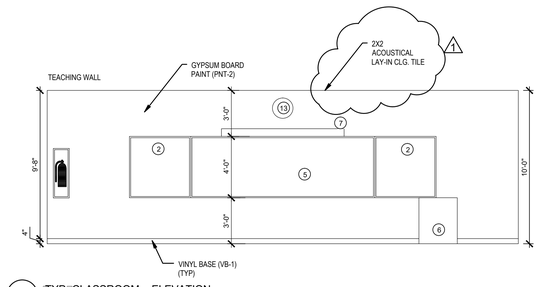

1D TYP. CLASSROOM - ELEVATION
1/4" = 1'-0"

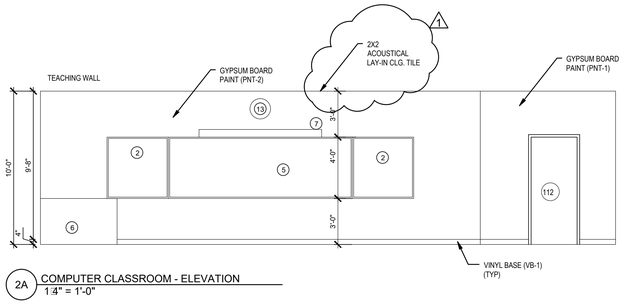

2A COMPUTER CLASSROOM - ELEVATION
1/4" = 1'-0"

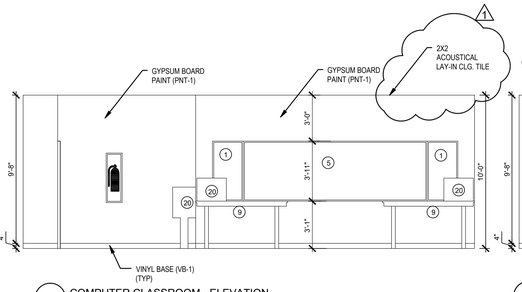

2B COMPUTER CLASSROOM - ELEVATION
1/4" = 1'-0"

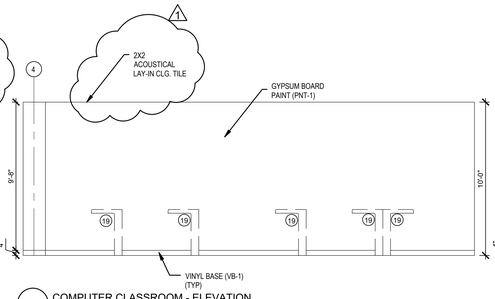

2C COMPUTER CLASSROOM - ELEVATION
1/4" = 1'-0"

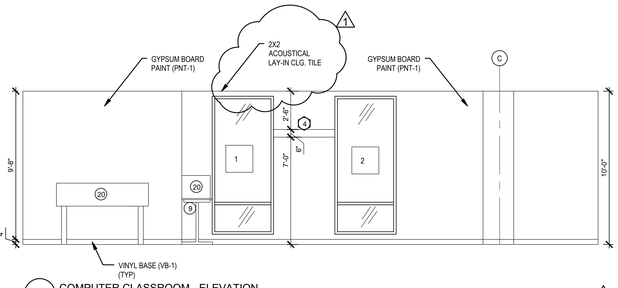

2D COMPUTER CLASSROOM - ELEVATION
1/4" = 1'-0"

NOTE:

SEE SHEET A14.1 & A14.2 FOR FINISHES
SEE SHEET A2.1 FOR CEILING TYPES
SEE SHEET AS.3 FOR SIGNAGE TYPES
SEE SHEET AS.5 FOR SIGNAGE PLACEMENT

PUBLIC BUILDING COMMISSION
Chicago Public Schools

ESMOND ELEMENTARY SCHOOL ANNEX & RENOVATIONS

1865 WEST MONTVALE AVE.
CHICAGO IL 60643

CHICAGO PUBLIC SCHOOLS
CITY OF CHICAGO, MAYOR RAHM EMANUEL

Architect of Record:
ONYX Architectural Services Inc.
ADDRESS: 750 N. FRANKLIN #207
Chicago, Illinois 60654
PHONE: 312-787-2748
FAX: 312-787-2857
WEB: www.onyxchicago.com

Design Architect:
LEGAT ARCHITECTS
SUSTAINABILITY | PERFORMANCE | DESIGN
ADDRESS: 651 W Washington Blvd. #1
Chicago, Illinois 60661
PHONE: 312.258.9595
FAX: 312.258.1555
WEB: www.legat.com

KMI Engineering
223 W. Jackson Blvd, #1010
Chicago, IL
Structural Design Engineers

Terra Engineering LTD.
225 W. Ohio St, 4th Flr
Chicago, IL
Civil Design Engineers

Dynacepts Engineering, LTD
2250 East Devon Ave. Suite 218
Des Plaines, IL
MEPFP Design Engineers

Planning Resources, Inc.
402 W. Liberty Drive
Wheaton, IL
Landscape Architects

Mackesy and Associates
321 N Clark St, #500
Chicago, IL
Food Service Design Consultant

WARNING:
ASBESTOS-CONTAINING BUILDING MATERIALS ARE OR MAY BE PRESENT IN THIS BUILDING. AN ASBESTOS-MANAGEMENT PLAN IS AVAILABLE IN THE SCHOOL FOR REVIEW UPON REQUEST. NO PERSON MAY DISTURB ASBESTOS-CONTAINING MATERIALS UNLESS THAT PERSON IS A LICENSED ASBESTOS WORKEWR OR CONDUCTS SUCH WORK IN ACCORDANCE WITH SPECIFICATIONS CONTAINED IN THE PROJECT DOCUMENTS AND IN COMPLIANCE WITH ILLINOIS DEPARTMENT OF HEALTH RULES AND REGULATIONS

Issuance

MARK	DESCRIPTION	DATE
1	AOR PREVIEW	04.10.17
2	100% SD	04.24.17
3	SD TRANSFER	05.11.17
4	100% DD	06.02.17
5	60% CD	07.27.17
6	90% CD	09.07.17
7	ISSUED FOR BID	10.26.17
1	ADDENDUM NO. 1	11.14.17

PBC Project Name: ESMOND ELEMENTARY SCHOOL ANNEX & RENOVATIONS
PBC Project No: 05125
ONYX Project No: 17005

Title
INTERIOR ELEVATIONS

Sheet
A8.5

1:32" = 1'-0" | 1:16" = 1'-0" | 1:8" = 1'-0" | 1:4" = 1'-0" | 1:2" = 1'-0" | 1" = 1'-0" | 1-1/2" = 1'-0" | 3" = 1'-0" | 6" = 1'-0"

DOOR TYPES

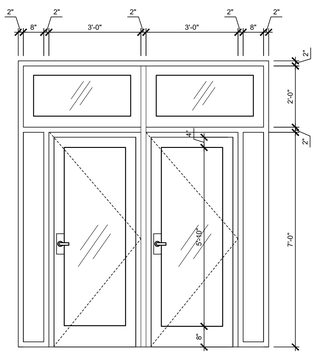

TYPE "A" ALUM. & GLASS TYPE 1

SCALE: 1:2" = 1'-0"

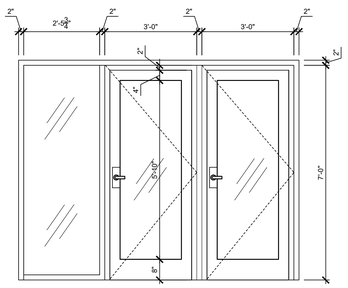

TYPE "A" ALUM. & GLASS TYPE 2

SCALE: 1:2" = 1'-0"

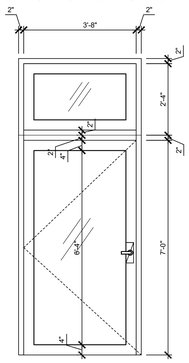

TYPE "B" ALUM. & GLASS DOOR & TYPE 3 FRAME

SCALE: 1:2" = 1'-0"

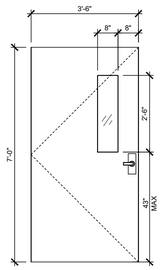

TYPE "C" HOLLOW METAL DOOR

SCALE: 1:2" = 1'-0"

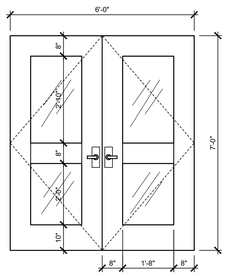

TYPE "D" HOLLOW METAL DOOR

SCALE: 1:2" = 1'-0"

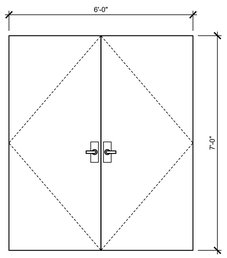

TYPE "E" HOLLOW METAL DOOR

SCALE: 1:2" = 1'-0"

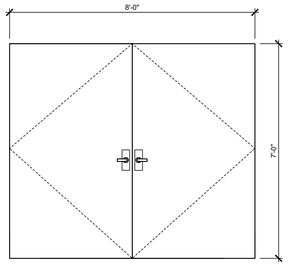

TYPE "F" HOLLOW METAL DOOR

SCALE: 1:2" = 1'-0"

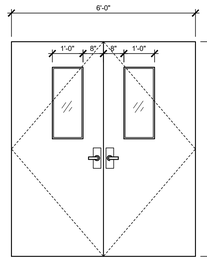

TYPE "G" SOLID CORE HM. FIRE RATED DOOR

SCALE: 1:2" = 1'-0"

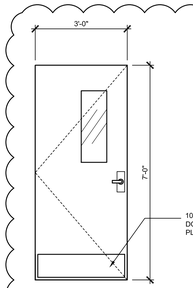

TYPE "H" WOOD DOOR

SCALE: 1:2" = 1'-0"

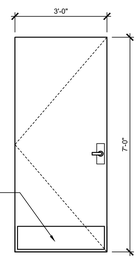

TYPE "J" WOOD DOOR

SCALE: 1:2" = 1'-0"

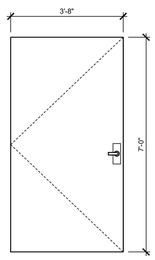

TYPE "K" HOLLOW METAL DOOR

SCALE: 1:2" = 1'-0"

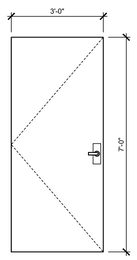

TYPE "L" HOLLOW METAL DOOR

SCALE: 1:2" = 1'-0"

DOOR AND FRAME SCHEDULE

LEVEL	DOOR #	USE	DOOR TYPE	DOOR MATERIAL	DOOR WIDTH	DOOR HEIGHT	DOOR THICK.	FRAME TYPE	FRAME MATERIAL	FIRE RATING	HDWR	FRAME DETAILS HEAD	FRAME DETAILS JAMB	FRAME DETAILS SILL	REFERENCED NOTES	Phase Created
GRADE	100A	ENTRY	A	AL/GLASS	3'-0"	7'-0"	1 3/4"	1	AL		50		1-A10.1.1			New Construction
GRADE	100B	ENTRY	A	AL/GLASS	3'-0"	7'-0"	1 3/4"	1	AL		51		1-A10.1.1			New Construction
GRADE	101A	ENTRY VESTIBULE	A	AL/GLASS	3'-0"	7'-0"	1 3/4"	2	AL		52		2-A10.1.1			New Construction
GRADE	101B	ENTRY VESTIBULE	A	AL/GLASS	3'-0"	7'-0"	1 3/4"	2	AL		52		2-A10.1.1			New Construction
FIRST FLOOR - EXIST.	102A	LINK VESTIBULE	G	SC.HM.	6'-0"	7'-0"	1 3/4"	6	HM	3 HR	65		5-A10.1.1			New Construction
FIRST FLOOR - EXIST.	102B	LINK	G	SC.HM.	6'-0"	7'-0"	1 3/4"	6	HM	3 HR	65		6-A10.1.1			New Construction
GRADE	103	ELEV. VESTIBULE	H	SC.HM.	3'-0"	7'-0"	1 3/4"	4	HM	3 HR	53		9-A10.1.1			New Construction
GRADE	104	BLDG. ENGINEER	L	HM	3'-0"	7'-0"	1 3/4"	4	HM		54		11-A10.1.1			New Construction
GRADE	105	ADMINISTRATION	H	WD	3'-0"	7'-0"	1 3/4"	4	HM	45 MIN.	59		7-A10.1.1			New Construction
GRADE	106	JAN. CLOSET	L	HM	3'-0"	7'-0"	1 3/4"	4	HM		56		11-A10.1.1		LOCKSET TO HAVE KNURLED HARDWARE	New Construction
GRADE	107	UNISEX STAFF TOI.	L	HM	3'-0"	7'-0"	1 3/4"	4	HM		62		11-A10.1.1			New Construction
GRADE	108	MECHANICAL ROOM	K	HM	3'-8"	7'-0"	1 3/4"	8	HM		57		7-A10.1.1		LOCKSET TO HAVE KNURLED HARDWARE	New Construction
GRADE	111	ELECTRICAL ROOM	K	HM	3'-8"	7'-0"	1 3/4"	8	HM	90 MIN.	58		7-A10.1.1		LOCKSET TO HAVE KNURLED HARDWARE	New Construction
GRADE	112	COMP. CLASSROOM	H	HM	3'-0"	7'-0"	1 3/4"	4	HM	45 MIN.	60		11-A10.1.1			New Construction
GRADE	113	TABLE STORAGE	G	HM	6'-0"	7'-0"	1 3/4"	6	HM	90 MIN.	55		11-A10.1.1			New Construction
GRADE	114A	DINING EXIT	D	HM/GLASS	6'-0"	7'-0"	1 3/4"	6	HM		63		11-A10.1.1			New Construction
GRADE	114B	DINING EXIT	D	HM/GLASS	6'-0"	7'-0"	1 3/4"	6	HM		63		11-A10.1.1			New Construction
GRADE	114C	DINING EXIT	B	HM/GLASS	4'-0"	10'-6"	1 3/4"	3	HM		50		3-A10.1.1			New Construction
GRADE	115A	SERVERY EXIT	E	HM	6'-0"	7'-0"	1 3/4"	6	HM		64		12-A10.1.1		LOCKSET TO HAVE KNURLED HARDWARE	New Construction
GRADE	115B	SERVERY EXIT	E	HM	6'-0"	7'-0"	1 3/4"	6	HM		64		12-A10.1.1		LOCKSET TO HAVE KNURLED HARDWARE	New Construction
GRADE	115C	SERVERY EXIT	E	HM	6'-0"	7'-0"	1 3/4"	6	HM		64		12-A10.1.1		LOCKSET TO HAVE KNURLED HARDWARE	New Construction
GRADE	115D	SERVERY EXIT	F	HM	8'-0"	7'-0"	1 3/4"	7	HM		66		4-A10.1.1			New Construction
GRADE	117	TOILET	L	HM	3'-0"	7'-0"	1 3/4"	4	HM		62		16-A10.1.1			New Construction
GRADE	118	OFFICE	H	WD	3'-0"	7'-0"	1 3/4"	4	HM		61		14-A10.1.1			New Construction
GRADE	119	STORAGE	J	HM	3'-0"	7'-0"	1 3/4"	4	HM		54		14-A10.1.1			New Construction
GRADE	120	REAR EXIT	C	HM	3'-6"	7'-0"	1 3/4"	5	HM		67		4-A10.1.1			New Construction
GRADE	121	STAIRWAY EXIT	E	HM	6'-0"	7'-0"	1 3/4"	6	HM		66		4-A10.1.1			New Construction
GRADE	122	EXISTING GYMNASIUM	G	SC.HM.	6'-0"	7'-0"	1 3/4"	6	HM	45 MIN.	68					Existing Construction
2ND FLOOR																Existing Construction
2ND FLOOR - NEW	201A	2ND FLOOR LINK VESTIBULE	G	SC.HM.	6'-0"	7'-0"	1 3/4"	6	HM	3 HR	69		10-A10.1.1			
2ND FLOOR - NEW	201B	2ND FLOOR LINK	G	SC. HM.	6'-0"	7'-0"	1 3/4"	6	HM	3 HR	69		6-A10.1.1			New Construction
2ND FLOOR - NEW	204	ART CLASSROOM	H	WD	3'-0"	7'-0"	1 3/4"	4	HM	45 MIN.	60		10-A10.1.1			New Construction
2ND FLOOR - NEW	205	BUILDING STORAGE	J	WD	3'-0"	7'-0"	1 3/4"	4	HM	90 MIN.	57		8-A10.1.1		LOCKSET TO HAVE KNURLED HARDWARE	New Construction
2ND FLOOR - NEW	206	ART CLOSET	J	WD	3'-0"	7'-0"	1 3/4"	4	HM		54		10-A10.1.1			New Construction
2ND FLOOR - NEW	207	KILN	J	WD	3'-0"	7'-0"	1 3/4"	4	HM	90 MIN.	58		10-A10.1.1		LOCKSET TO HAVE KNURLED HARDWARE	New Construction
2ND FLOOR - NEW	208	CLOSET	J	WD	3'-0"	7'-0"	1 3/4"	4	HM		54		10-A10.1.1			New Construction
2ND FLOOR - NEW	209	MDF ROOM	H	WD	3'-0"	7'-0"	1 3/4"	4	HM	90 MIN.	57		10-A10.1.1		LOCKSET TO HAVE KNURLED HARDWARE	New Construction
2ND FLOOR - NEW	210	SCIENCE CLASSROOM	H	WD	3'-0"	7'-0"	1 3/4"	4	HM	45 MIN.	60		10-A10.1.1			New Construction
2ND FLOOR - NEW	211A	LIBRARY	H	WD	3'-0"	7'-0"	1 3/4"	4	HM	45 MIN.	60		10-A10.1.1			New Construction
2ND FLOOR - NEW	211B	LIBRARY	H	WD	3'-0"	7'-0"	1 3/4"	4	HM	45 MIN.	60		10-A10.1.1			New Construction
2ND FLOOR - NEW	212	CLASSROOM	H	WD	3'-0"	7'-0"	1 3/4"	4	HM	45 MIN.	60		10-A10.1.1			New Construction
2ND FLOOR - NEW	213	ELEVATOR MACHINE ROOM	J	SC.HM.	3'-0"	7'-0"	1 3/4"	4	HM	3 HR	58		8-A10.1.1		LOCKSET TO HAVE KNURLED HARDWARE	New Construction
2ND FLOOR - NEW	214	EXIT STAIRWAY	E	HM	6'-0"	7'-0"	1 3/4"	6	HM	90 MIN.	70		8-A10.1.1		LOCKSET TO HAVE KNURLED HARDWARE	New Construction

NOTE:

- ALL DOORS TO BE KEYLESS IN THE DIRECTION OF EGRESS TO COMPLY WITH SECTION 13-160-260 OF CHICAGO BUILDING CODE

- ALL DOORS TO HAVE LEVER HARDWARE HANDLES TO COMPLY WITH ADA/IAC

- ALL GLASS TO BE TEMPERED GLASS TO MATCH REQUIRED FIRE RATING AS PER SPECIFICATION (U.N.O.)

- ALL HEADS OF EXTERIOR DOOR OPENINGS TO HAVE A NON PERMEABLE AIR BARRIER, THROUGH WALL FLASHING, END DAMS, WEEPS, MORTAR DEFLECTION NETTING WITH A STAINLESS STEEL DRIP EDGE SET IN BUTYL SEALANT.

DOOR FRAME TYPES

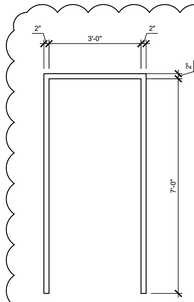

TYPE "4" RATED FRAME

SCALE: 1:2" = 1'-0"

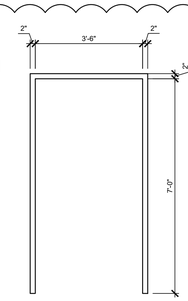

TYPE "5" RATED FRAME

SCALE: 1:2" = 1'-0"

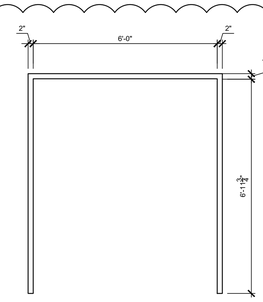

TYPE "6" RATED FRAME

SCALE: 1:2" = 1'-0"

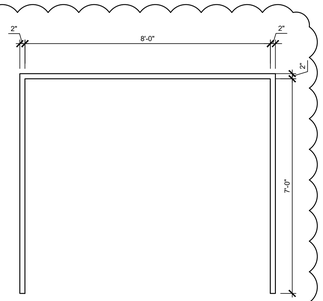

TYPE "7" RATED FRAME

SCALE: 1:2" = 1'-0"

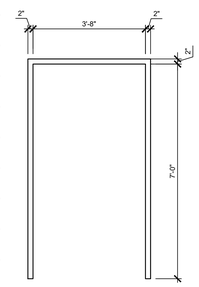

TYPE "8" RATED FRAME

SCALE: 1:2" = 1'-0"

ESMOND ELEMENTARY SCHOOL ANNEX & RENOVATIONS

1865 WEST MONTVALE AVE.
CHICAGO IL 60643

CHICAGO PUBLIC SCHOOLS
CITY OF CHICAGO, MAYOR RAHM EMANUEL

Architect of Record:

ONYX Architectural Services Inc.

ADDRESS: 750 N. FRANKLIN #207
Chicago, Illinois 60654
PHONE: 312-787-2748
FAX: 312-787-2857
WEB: www.onyxchicago.com

Design Architect:

LEGAT ARCHITECTS
SUSTAINABILITY | PERFORMANCE | DESIGN

ADDRESS: 651 W Washington Blvd. #1
Chicago, Illinois 60661
PHONE: 312.258.9595
FAX: 312.258.1555
WEB: www.legat.com

KMI Engineering
223 W. Jackson Blvd, #1010
Chicago, IL
Structural Design Engineers

Terra Engineering LTD.
225 W. Ohio St, 4th Flr
Chicago, IL
Civil Design Engineers

Dynacepts Engineering, LTD
2250 East Devon Ave. Suite 218
Des Plaines, IL
MEPFP Design Engineers

Planning Resources, Inc.
402 W. Liberty Drive
Wheaton, IL
Landscape Architects

Mackesy and Associates
321 N Clark St, #500
Chicago, IL
Food Service Design Consultant

WARNING:
ASBESTOS-CONTAINING BUILDING MATERIALS ARE OR MAY BE PRESENT IN THIS BUILDING. AN ASBESTOS-MANAGEMENT PLAN IS AVAILABLE IN THE SCHOOL FOR REVIEW UPON REQUEST. NO PERSON MAY DISTURB ASBESTOS-CONTAINING MATERIALS UNLESS THAT PERSON IS A LICENSED ASBESTOS WORKEWR OR CONDUCTS SUCH WORK IN ACCORDANCE WITH SPECIFICATIONS CONTAINED IN THE PROJECT DOCUMENTS AND IN COMPLIANCE WITH ILLINOIS DEPARTMENT OF HEALTH RULES AND REGULATIONS

Issuance

MARK	DESCRIPTION	DATE
1	AOR PREVIEW	04.10.17
2	100% SD	04.24.17
3	SD TRANSFER	05.11.17
4	100% DD	06.02.17
5	60% CD	07.27.17
6	90% CD	09.07.17
7	ISSUED FOR BID	10.26.17
1	ADDENDUM NO. 1	11.14.17

PBC Project Name: ESMOND ELEMENTARY SCHOOL ANNEX & RENOVATIONS

PBC Project No: 05125

ONYX Project No: 17005

Title

DOOR SCHEDULE

Sheet

A10.1

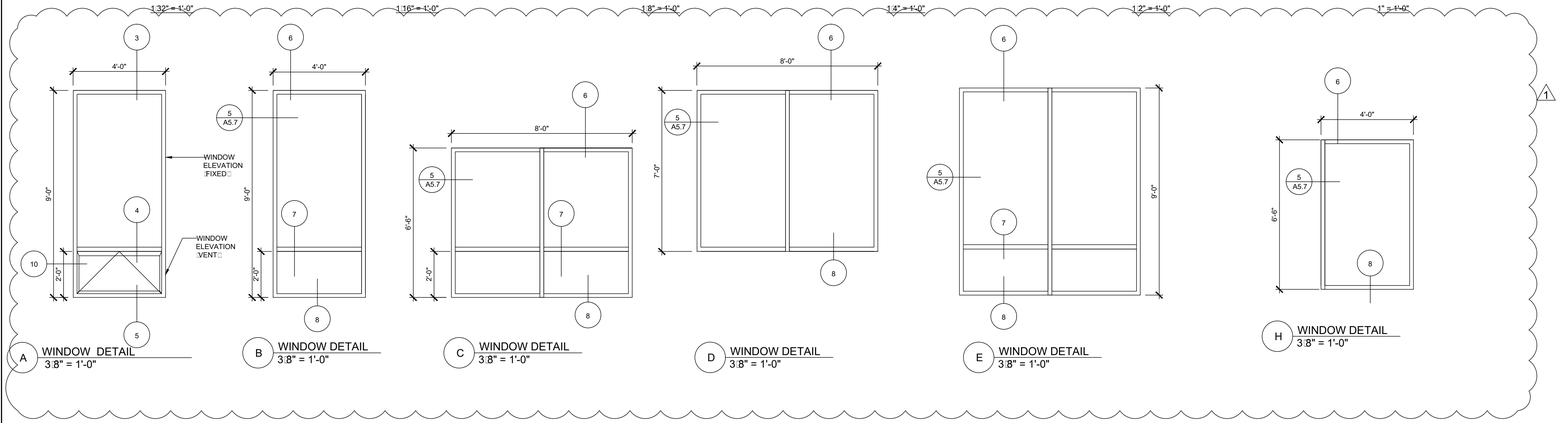

A WINDOW DETAIL 3/8" = 1'-0"
B WINDOW DETAIL 3/8" = 1'-0"
C WINDOW DETAIL 3/8" = 1'-0"
D WINDOW DETAIL 3/8" = 1'-0"
E WINDOW DETAIL 3/8" = 1'-0"
H WINDOW DETAIL 3/8" = 1'-0"

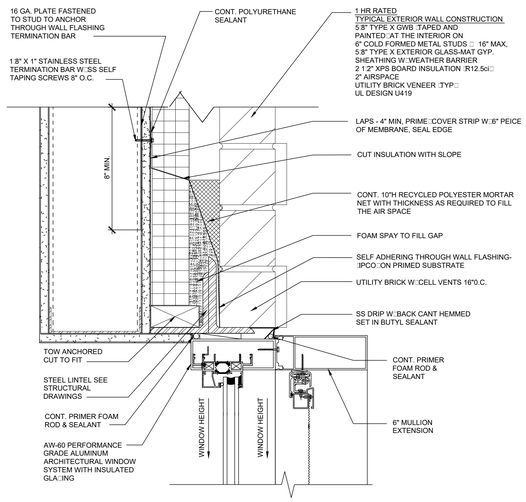

3 FIXED HEAD 3" = 1'-0"

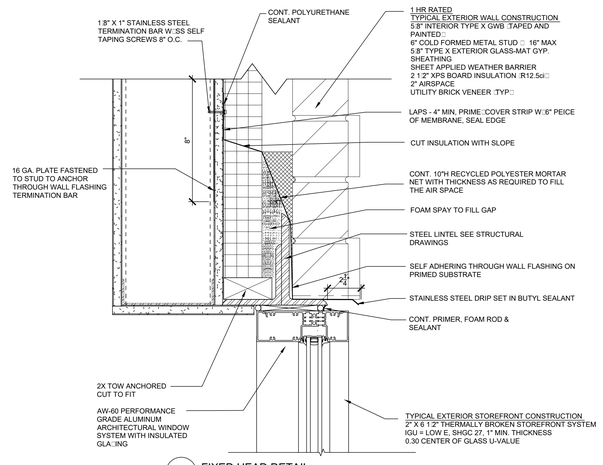

7 FIXED HEAD DETAIL 3" = 1'-0"

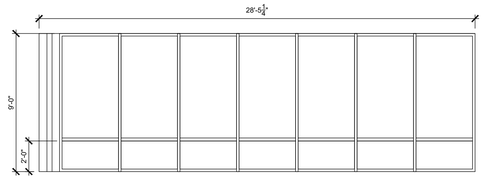

F WINDOW DETAIL 1/4" = 1'-0"

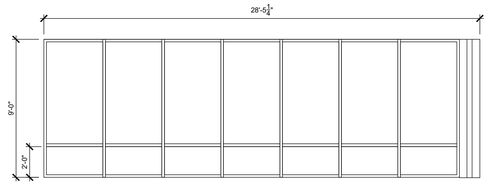

G WINDOW DETAIL 1/4" = 1'-0"

WINDOW SCHEDULE

LEVEL	MARK	WIDTH	HEIGHT	TYPE		COMMENTS
FIRST FLOOR - NEW	1	4' - 0"	9' - 0"	A	AW - 60 ALUM. WINDOW SYSTEM	WINDOW SYSTEM INCLUDES BOTTOM AWNING SYSTEM, 4' X 6". EXTENDED MULLION AND PROTECTION SCREEN
FIRST FLOOR - NEW	2	4' - 0"	9' - 0"	A	AW - 60 ALUM. WINDOW SYSTEM	WINDOW SYSTEM INCLUDES BOTTOM AWNING SYSTEM, 4' X 6". EXTENDED MULLION AND PROTECTION SCREEN
FIRST FLOOR - NEW	3	12' - 0"	9' - 0"	B	ALUM. STORE FRONT WINDOW SYSTEM	FIXED WINDOW SYSTEM INCLUDES PROTECTION SCREEN
FIRST FLOOR - NEW	4	16' - 0"	9' - 0"	B	ALUM. STORE FRONT WINDOW SYSTEM	FIXED WINDOW SYSTEM INCLUDES PROTECTION SCREEN
FIRST FLOOR - NEW	5	4' - 0"	9' - 0"	A	AW - 60 ALUM. WINDOW SYSTEM	WINDOW SYSTEM INCLUDES BOTTOM AWNING SYSTEM, 4' X 6". EXTENDED MULLION AND PROTECTION SCREEN
FIRST FLOOR - NEW	6	4' - 0"	9' - 0"	A	AW - 60 ALUM. WINDOW SYSTEM	WINDOW SYSTEM INCLUDES BOTTOM AWNING SYSTEM, 4' X 6". EXTENDED MULLION AND PROTECTION SCREEN
FIRST FLOOR - NEW	7	4' - 0"	9' - 0"	A	AW - 60 ALUM. WINDOW SYSTEM	WINDOW SYSTEM INCLUDES BOTTOM AWNING SYSTEM, 4' X 6". EXTENDED MULLION AND PROTECTION SCREEN
FIRST FLOOR - NEW	8	4' - 0"	6'-6"	H	AW - 60 ALUM. WINDOW SYSTEM	WINDOW SYSTEM INCLUDES BOTTOM AWNING SYSTEM, 4' X 6". EXTENDED MULLION AND PROTECTION SCREEN
FIRST FLOOR - NEW	9	8' - 0"	7' - 0"	D	ALUM. STORE FRONT WINDOW SYSTEM	FIXED WINDOW SYSTEM
FIRST FLOOR - NEW	10	8' - 0"	6'-6"	C	AW - 60 ALUM. WINDOW SYSTEM	FIXED WINDOW SYSTEM
2ND FLOOR - NEW	11	4' - 0"	9' - 0"	A	AW - 60 ALUM. WINDOW SYSTEM	WINDOW SYSTEM INCLUDES BOTTOM AWNING SYSTEM, 4' X 6". EXTENDED MULLION
2ND FLOOR - NEW	12	4' - 0"	9' - 0"	A	AW - 60 ALUM. WINDOW SYSTEM	WINDOW SYSTEM INCLUDES BOTTOM AWNING SYSTEM, 4' X 6". EXTENDED MULLION
2ND FLOOR - NEW	13	4' - 0"	9' - 0"	A	AW - 60 ALUM. WINDOW SYSTEM	WINDOW SYSTEM INCLUDES BOTTOM AWNING SYSTEM, 4' X 6". EXTENDED MULLION
2ND FLOOR - NEW	14	4' - 0"	9' - 0"	A	AW - 60 ALUM. WINDOW SYSTEM	WINDOW SYSTEM INCLUDES BOTTOM AWNING SYSTEM, 4' X 6". EXTENDED MULLION
2ND FLOOR - NEW	15	4' - 0"	9' - 0"	A	AW - 60 ALUM. WINDOW SYSTEM	WINDOW SYSTEM INCLUDES BOTTOM AWNING SYSTEM, 4' X 6". EXTENDED MULLION
2ND FLOOR - NEW	16	4' - 0"	9' - 0"	A	AW - 60 ALUM. WINDOW SYSTEM	WINDOW SYSTEM INCLUDES BOTTOM AWNING SYSTEM, 4' X 6". EXTENDED MULLION
2ND FLOOR - NEW	17	4' - 0"	9' - 0"	A	AW - 60 ALUM. WINDOW SYSTEM	WINDOW SYSTEM INCLUDES BOTTOM AWNING SYSTEM, 4' X 6". EXTENDED MULLION
2ND FLOOR - NEW	18	4' - 0"	9' - 0"	A	AW - 60 ALUM. WINDOW SYSTEM	WINDOW SYSTEM INCLUDES BOTTOM AWNING SYSTEM, 4' X 6". EXTENDED MULLION
2ND FLOOR - NEW	19	12' - 0"	9' - 0"	E	ALUM. STORE FRONT WINDOW SYSTEM	FIXED WINDOW SYSTEM INCLUDES , 8' X 6" EXTENDED MULLION

NOTE: ALL GLASS TO COMPLY WITH SECTION 13-124-350 OF CHICAGO BUILDING CODE

WINDOW SCHEDULE

LEVEL	MARK	WIDTH	HEIGHT	TYPE		COMMENTS
2ND FLOOR - NEW	20	28' - 0"	9' - 0"	F	ALUM. STORE FRONT WINDOW SYSTEM	FIXED WINDOW SYSTEM INCLUDES , 28' X 6" EXTENDED MULLION
2ND FLOOR - NEW	21	28' - 0"	9' - 0"	G	ALUM. STORE FRONT WINDOW SYSTEM	FIXED WINDOW SYSTEM INCLUDES , 28' X 6" EXTENDED MULLION
2ND FLOOR - NEW	22	4' - 0"	9' - 0"	A	AW - 60 ALUM. WINDOW SYSTEM	WINDOW SYSTEM INCLUDES BOTTOM AWNING SYSTEM AND 4' X 6" EXTENDED MULLION
2ND FLOOR - NEW	23	4' - 0"	9' - 0"	A	AW - 60 ALUM. WINDOW SYSTEM	WINDOW SYSTEM INCLUDES BOTTOM AWNING SYSTEM AND 4' X 6" EXTENDED MULLION
2ND FLOOR - NEW	24	4' - 0"	9' - 0"	A	AW - 60 ALUM. WINDOW SYSTEM	WINDOW SYSTEM INCLUDES BOTTOM AWNING SYSTEM AND 4' X 6" EXTENDED MULLION
2ND FLOOR - NEW	25	4' - 0"	9' - 0"	A	AW - 60 ALUM. WINDOW SYSTEM	WINDOW SYSTEM INCLUDES BOTTOM AWNING SYSTEM AND 4' X 6" EXTENDED MULLION
2ND FLOOR - NEW	26	4' - 0"	9' - 0"	A	AW - 60 ALUM. WINDOW SYSTEM	WINDOW SYSTEM INCLUDES BOTTOM AWNING SYSTEM AND 4' X 6" EXTENDED MULLION
2ND FLOOR - NEW	27	4' - 0"	9' - 0"	A	AW - 60 ALUM. WINDOW SYSTEM	WINDOW SYSTEM INCLUDES BOTTOM AWNING SYSTEM AND 4' X 6" EXTENDED MULLION
2ND FLOOR - NEW	28	4' - 0"	9' - 0"	A	AW - 60 ALUM. WINDOW SYSTEM	WINDOW SYSTEM INCLUDES BOTTOM AWNING SYSTEM AND 4' X 6" EXTENDED MULLION
2ND FLOOR - NEW	29	4' - 0"	9' - 0"	A	AW - 60 ALUM. WINDOW SYSTEM	WINDOW SYSTEM INCLUDES BOTTOM AWNING SYSTEM AND 4' X 6" EXTENDED MULLION
2ND FLOOR - NEW	30	4' - 0"	9' - 0"	A	AW - 60 ALUM. WINDOW SYSTEM	WINDOW SYSTEM INCLUDES BOTTOM AWNING SYSTEM AND 4' X 6" EXTENDED MULLION
2ND FLOOR - NEW	31	8' - 0"	9' - 0"	E	ALUM. STORE FRONT WINDOW SYSTEM	FIXED WINDOW SYSTEM
2ND FLOOR - NEW	32	4' - 0"	9' - 0"	B	AW - 60 ALUM. WINDOW SYSTEM	FIXED WINDOW SYSTEM
2ND FLOOR - NEW	33	4' - 0"	9' - 0"	B	AW - 60 ALUM. WINDOW SYSTEM	FIXED WINDOW SYSTEM INCLUDES , 8' X 6" EXTENDED MULLION

ALL HEADS AND SILLS OF EXTERIOR WINDOW OPENINGS TO HAVE A NON PERMEABLE AIR BARRIER, THROUGH WALL FLASHING, END DAMS, WEEPS, MORTAR DEFLECTION NETTING WITH A STAINLESS STEEL DRIP EDGE SET IN BUTYL SEALANT.

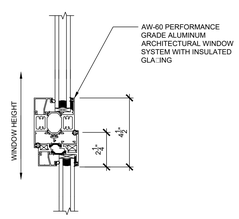

4 HORI. INTEGRAL MULLION 3" = 1'-0"

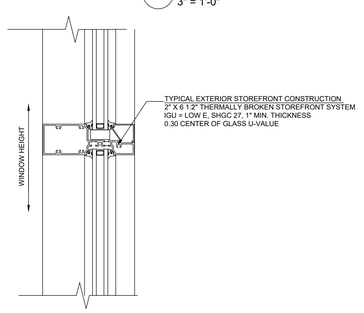

8 INTEGRAL MULLION 3" = 1'-0"

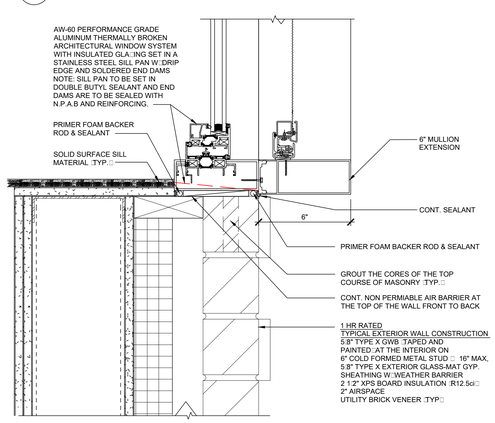

5 VENT SILL 3" = 1'-0"

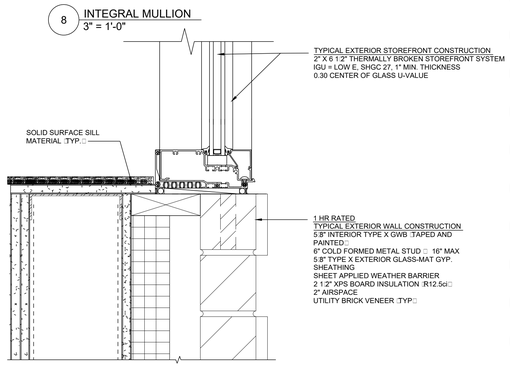

9 FIXED SILL DETAIL 3" = 1'-0"

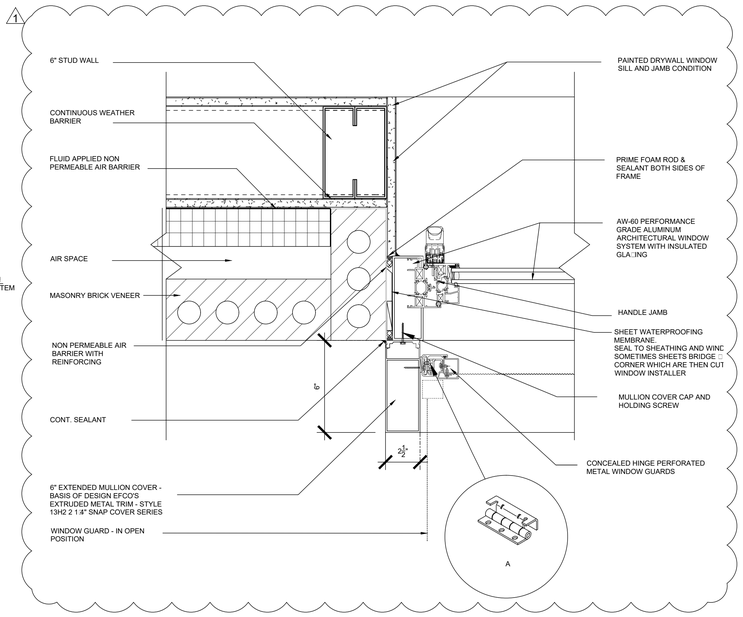

10 WINDOW JAMB DETAIL 3" = 1'-0"

ACCESSIBLE WINDOW NOTES

WHEN OPERABLE WINDOWS ARE PROVIDED FOR OPERATION BY THE OCCUPANTS, AT LEAST ONE WINDOW IN EACH ROOM SHALL BE ACCESSIBLE, EXCEPT BATHROOMS, KITCHENS, CORRIDORS AND STAIRWAYS, IN ACCORDANCE WITH THE CHICAGO BUILDING CODE, CHAPTER 18-11-1109.13.1 AND THE

FOLLOWING CRITERIA:

1. THERE SHALL BE AN ACCESSIBLE ROUTE TO THE WINDOW.
2. THE REACH RANGE TO OPERATING CONTROLS AND OPERATING MECHANISMS :OPERABLE SASHO SHALL BE WITHIN 15" TO 48" ABOVE THE FINISHED FLOOR.
3. ALL CONTROLS AND OPERABLE MECHANISMS :FORCE

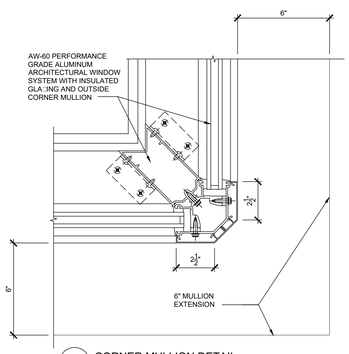

11 CORNER MULLION DETAIL 3" = 1'-0"

PUBLIC BUILDING COMMISSION
Chicago Public Schools

ESMOND ELEMENTARY SCHOOL ANNEX & RENOVATIONS

1865 WEST MONTVALE AVE.
CHICAGO IL 60643

CHICAGO PUBLIC SCHOOLS
CITY OF CHICAGO, MAYOR RAHM EMANUEL

Architect of Record:
ONYX Architectural Services Inc.
ADDRESS: 750 N. FRANKLIN #207 Chicago, Illinois 60654
PHONE: 312-787-2748
FAX: 312-787-2857
WEB: www.onyxchicago.com

Design Architect:
LEGAT ARCHITECTS
SUSTAINABILITY | PERFORMANCE | DESIGN
ADDRESS: 651 W Washington Blvd. #1 Chicago, Illinois 60661
PHONE: 312.258.9595
FAX: 312.258.1555
WEB: www.legat.com

KMI Engineering
223 W. Jackson Blvd, #1010
Chicago, IL
Structural Design Engineers

Terra Engineering LTD.
225 W. Ohio St, 4th Flr
Chicago, IL
Civil Design Engineers

Dynacepts Engineering, LTD
2250 East Devon Ave. Suite 218
Des Plaines, IL
MEPFP Design Engineers

Planning Resources, Inc.
402 W. Liberty Drive
Wheaton, IL
Landscape Architects

Mackesy and Associates
321 N Clark St, #500
Chicago, IL
Food Service Design Consultant

WARNING:
ASBESTOS-CONTAINING BUILDING MATERIALS ARE OR MAY BE PRESENT IN THIS BUILDING. AN ASBESTOS-MANAGEMENT PLAN IS AVAILABLE IN THE SCHOOL FOR REVIEW UPON REQUEST. NO PERSON MAY DISTURB ASBESTOS-CONTAINING MATERIALS UNLESS THAT PERSON IS A LICENSED ASBESTOS WORKEW OR CONDUCTS SUCH WORK IN ACCORDANCE WITH SPECIFICATIONS CONTAINED IN THE PROJECT DOCUMENTS AND IN COMPLIANCE WITH ILLINOIS DEPARTMENT OF HEALTH RULES AND REGULATIONS

Issuance

MARK	DESCRIPTION	DATE
1	AOR PREVIEW	04.10.17
2	100% SD	04.24.17
3	SD TRANSFER	05.11.17
4	100% DD	06.02.17
5	60% CD	07.27.17
6	90% CD	09.07.17
7	ISSUED FOR BID	10.26.17
1	ADDENDUM NO. 1	11.14.17

PBC Project Name: ESMOND ELEMENTARY SCHOOL ANNEX & RENOVATIONS
PBC Project No: 05125
ONYX Project No: 17005

Title
WINDOW SCHEDULE

Sheet
A10.2

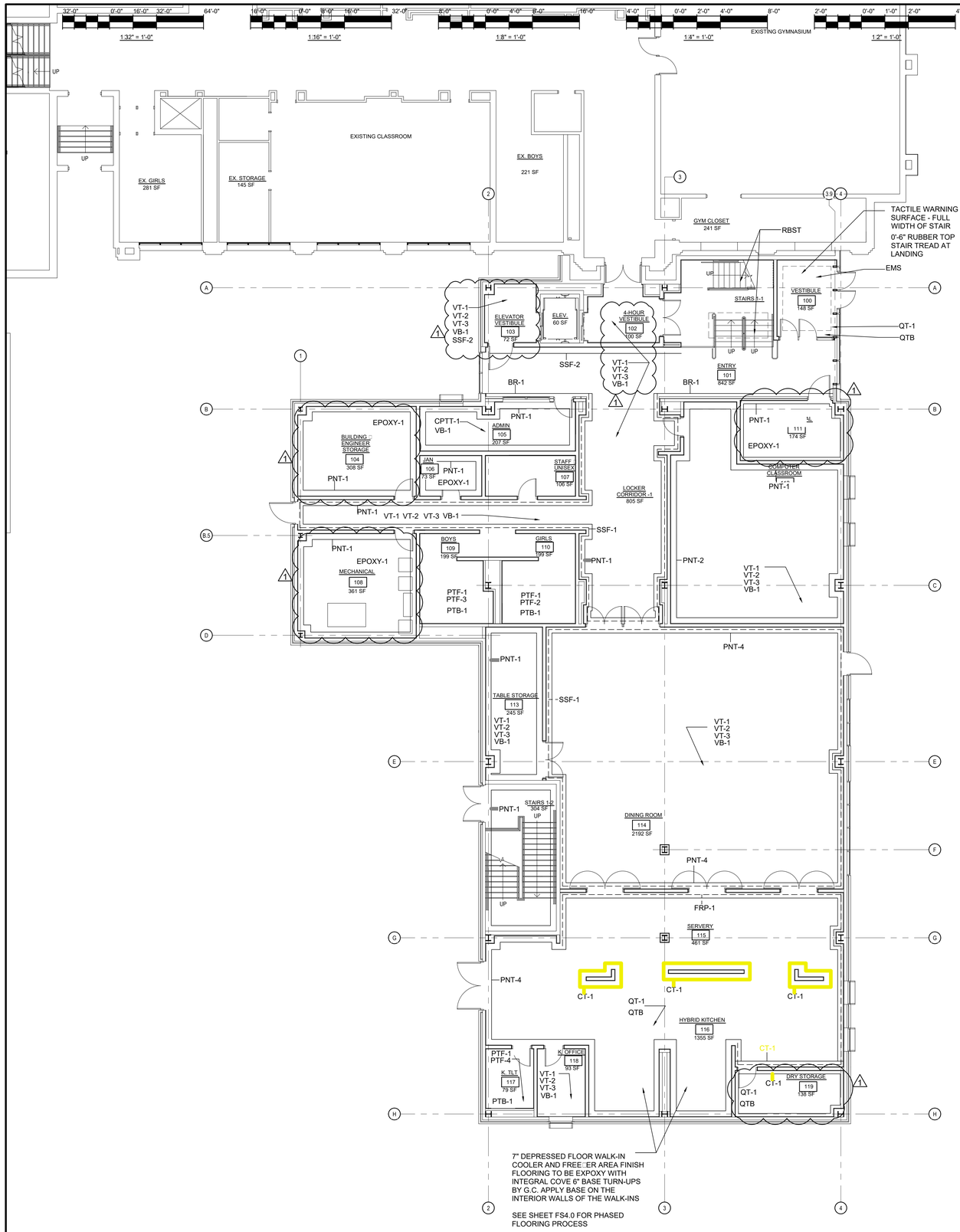

1 01 FIRST FLOOR..Finish
1/8" = 1'-0"

SYMBOL LEGEND

⟷ MATERIAL DIRECTION

FINISH LEGEND

CPTT-1 CARPET TILE (FIELD)	MANUF: TANDUS CENTIVA STYLE: CACHE TWEED A0002 COLOR: SHADOW GRIS 42710 SIZE: 24" X 24" INSTALLATION	PNT-4 ACCENT PAINT	MANUF: BENJAMIN MOORE COLOR: HC-4 HOWTHORNE YELLOW
CPTT-2 CARPET TILE (ACCENT)	MANUF: TANDUS CENTIVA STYLE: LOOP STITCH A0005 COLOR: 1812A BREEZE 42719 SIZE: 24" X 24" INSTALLATION	QT QUARRY FLOOR TILE	MANUF: DALTILE STYLE: QUARRY TILE COLOR: QT04 ASHEN GREY (ABRASIVE FINISH) SIZE: 6" X 6"
PTF-1 PORCELAIN TILE FLOOR (FIELD)	MANUF: DALTILE STYLE: KEYSTONE COLOR: D200 GRAY SPECKLE SIZE: 2" X 2"	QTB QUARRY COVE BASE TILE	MANUF: DALTILE STYLE: QUARRY TILE COLOR: QT04 ASHEN GREY SIZE: 4" X 6"
PTF-2 PORCELAIN TILE FLOOR (ACCENT)	MANUF: DALTILE STYLE: KEYSTONE COLOR: D090 PUMPKIN SPICE SIZE: 2" X 2"	VB-1 VINYL BASE	MANUF: JOHNSONITE STYLE: TRADITIONAL COLOR: 469 MYSTIFY SIZE: 4"
PTF-3 PORCELAIN TILE FLOOR (ACCENT)	MANUF: DALTILE STYLE: KEYSTONE COLOR: D023 GALAXY SIZE: 2" X 2"	RBST RUBBER STAIR TREAD WITH INTEGRATED RISER	MANUF: JOHNSONITE STYLE: SPECKLED. HAMMERED SURFACE TO INCLUDE VISUALLY IMPAIRED STRIPS COLOR: LB 8 VORTEX
PTF-4 PORCELAIN TILE BUILT UP BASE (FIELD)	MANUF: DALTILE STYLE: KEYSTONE COLOR: D044 DEEP PURPLE SIZE: 2" X 2"	RSF-V ROLLER SHADE VINYL FABRIC	MANUF: MECHOSHADE STYLE: OPAQUE VINYL COATED COLOR: ALABASTER 0102
PTB-1 PORCELAIN TILE BUILT UP BASE (FIELD)	MANUF: DALTILE STYLE: KEYSTONE COLOR: D200 GRAY SPECKLE SIZE: 2" X 2"	SSF-1 SOLID SURFACE	MANUF: WILSON ART COLOR: 9194TM STEEL GREY TEMPEST (COUNTER TOP & BACK SPLASH)
PTW-1 PORCELAIN TILE WALL (FIELD)	MANUF: DALTILE STYLE: KEYSTONE COLOR: D037 PEPPER WHTE SIZE: 2" X 2"	SSF-2 SOLID SURFACE	MANUF: WILSON ART COLOR: 9116GS SOOTHING GREY (WAINSCOTING)
PTW-2 PORCELAIN TILE WALL (ACCENT)	MANUF: DALTILE STYLE: KEYSTONE COLOR: D090 PUMPKIN SPICE SIZE: 2" X 2"	TC TOILET COMPARTMENTS	MANUF: ASI ACCURATE STYLE: FLOOR ANCHORED / OVERHEAD BRACED FINISH: COLOR:THRU PHENOLIC COLOR: GRAY MIST 34506
PTW-3 PORCELAIN TILE WALL (ACCENT)	MANUF: DALTILE STYLE: KEYSTONE COLOR: D023 GALAXY SIZE: 2" X 2"	VT-1 VINYL TILE	MANUF: JOHNSONITE STYLE: IQ OPTIMA COLOR: EBONY ASH #3242242 SIZE: 24" X 24" STATIC DISSIPATIVE TILE TO BE USED IN MDF ROOM
PTW-4 PORCELAIN TILE WALL (ACCENT)	MANUF: DALTILE STYLE: KEYSTONE COLOR: D044 DEEP PURPLE SIZE: 2" X 2"	VT-2 VINYL TILE	MANUF: JOHNSONITE STYLE: IQ OPTIMA COLOR: EBONY ASH #3242242 SIZE: 24" X 24" STATIC DISSIPATIVE TILE TO BE USED IN MDF ROOM
CT-1 CERAMIC TILE	MANUF: DALTILE STYLE: NATURAL HUES ON ECO-BODY COLOR: DAISY QH97 SIZE: 2" X 2"	VT-3 VINYL TILE	MANUF: JOHNSONITE STYLE: IQ OPTIMA COLOR: POPIUBAY #3242857 SIZE: 24" X 24" STATIC DISSIPATIVE TILE TO BE USED IN MDF ROOM
BR-1 BRICK WALL	MANUF: BELDEN STYLE: 470=479 DARK SMOOTH	WOOD DOORS	FINISH TO MATCH: PLAM-2
EMS ENTRANCE MAT SYSTEM WITH RUBBER INSERTS	MANUF: C/S SYSTEMS STYLE: PEDITRED-LP G3 WITH LEVEL BASE FRAME	EPOXY -1	MANUF: MULTI LAYER PAINTED EPOXY FLOOR
MT METAL TRANSITION	MANUF: SCHLUTER COLOR: SATIN ANODIZED ALUMINUM SILVER SIZE: TO BE DETERMINED	AWP-1	MANUF: ARMSTORNG STYLE: SOUNDSOAK ACOUSTICAL WALL SYSTEM (NRC 0.80) COLOR: SOUNDSOAK 85 - METALLATION IN METALLATION STAINLESS
FRP WALL PANELS	MANUF: MARLITE STYLE: STANDARD FRP SIZE: 4'W X 8'H COLOR: S490N LIGHT GRAY		
PLAM-1 PLASTIC LAMINATE	MANUF: WILSONART COLOR: COMIC STRANZ #4941K-18 (CABINETS)		
PLAM-2 PLASTIC LAMINATE	MANUF: WILSONART COLOR: WILLIAMSBURG CHERRY #7936K-07		
PNT-1 FIELD PAINT	MANUF: BENJAMIN MOORE COLOR: #1597 PEBBLE BEACH		
PNT-2 ACCENT PAINT	MANUF: BENJAMIN MOORE COLOR: #1678 BLUE NOSE		
PNT-3 ACCENT PAINT	MANUF: BENJAMIN MOORE COLOR: #1549 BALBOA MIST		

FLOOR FINISH LEGEND

- VINYL TILE (VT-1)
- VINYL TILE (VT-2)
- VINYL TILE (VT-3)
- CARPET TILE (CPTT-1)
- CARPET TILE (CPTT-2)
- QUARRY TILE (QT)
- ENTRANCE MAT (EMS)
- SEALED CONCRETE W/ EPOXY PAINT COATING

GENERAL FINISH NOTES

1. REFER TO THE FINISH PLAN LEGEND FOR MATERIAL AND COLOR INFORMATION. ALSO REFER TO THE PROJECT MANUAL.
2. REFER TO REFLECTED CEILING PLANS FOR CEILING MATERIALS AND CEILING HEIGHTS.
3. IT IS THE GENERAL CONTRACTOR'S RESPONSIBILITY TO PROPERLY PREPARE ALL SURFACES IDENTIFIED TO RECEIVE NEW FINISHES IN ACCORDANCE WITH THE FINISH MANUFACTURER'S RECOMMENDATIONS.
4. PROVIDE WINDOW SHADE SYSTEM AT ALL NEW EXTERIOR WINDOWS EXCEPT THOSE IN CORRIDORS AND STAIRS AND UNLESS NOTED OTHERWISE.
5. REFER TO FINISH PLANS FOR FLOOR AND WALL PATTERNS.
6. REFER TO FINISH LEGEND AND SPECIFICATIONS FOR MATERIAL AND COLOR INFORMATION.
7. NUMBERS/LETTERS REFER TO COLOR. REFER TO FINISH LEGEND AND/OR SPECIFICATIONS.
8. IN ALL RENOVATED AREAS ALL WALLS SHALL BE PAINTED PNT-1 U.N.O. ALL NEW WALLS SHALL BE PAINTED PNT-1 UNLESS NOTED OTHERWISE.
9. BRICK WALLS SHALL NOT BE PAINTED. U.N.O.
10. REFER TO INTERIOR ELEVATIONS AND/OR FINISH PLANS FOR PORCELAIN TILE WALL PATTERN INFORMATION.
11. USE VERTICAL METAL EDGE TRANSITIONS IN CERAMIC TILE WALL OUTSIDE CORNERS AND/OR IN CERAMIC TILE WALL EXPOSED EDGES.
12. DO NOT INSTALL VINYL BASE ON TOP OF CERAMIC WALL TILE OR SOLID SURFACE. (U.N.O.)
13. REFER TO INTERIOR ELEVATIONS AND FINISH PLANS FOR APPLIED PANEL PATTERN INFORMATION
14. ALL HOLLOW METAL DOOR FRAMES AND HOLLOW METAL WINDOW FRAMES TO BE PAINTED PNT-F (IPS-X) U.N.O. IN FINISH DRAWINGS
15. ALL ACCESS DOORS TO BE PAINTED. COLOR TO MATCH ADJACENT SURFACE.
16. ELECTRICAL PANELS, MECHANICAL GRILLES, LOUVERS, AND ANY OTHER MISCELLANEOUS, UNFINISHED ITEMS INSTALLED IN WALL SURFACES OF CORRIDORS AND OCCUPIED SPACES SHALL BE PAINTED TO MATCH ADJACENT WALL COLOR.
17. METAL ACCESS LADDERS TO BE PAINTED PNT-1 U.N.O.
18. REFER TO FINISH PLANS FOR PLASTIC LAMINATE (PLAM) AND SOLID SURFACE (SSF) COLOR DESIGNATIONS
19. 4"H STRAIGHT VINYL BASE TO BE USED FOR ALL CARPET TILE LOCATIONS (U.N.O.)
20. 4"H COVED VINYL BASE TO BE USED FOR ALL RESILIENT FLOORING LOCATIONS (U.N.O.)
21. INSTALL VINYL COVE BASE AT CASEWORK, TOE KICKS, INSIDE OF FLOORLESS CASEWORK, VERTICAL SUPPORTS AND OVER NEW FLOOR MATERIAL (U.N.O.)
22. ALL SEALED CONCRETE FLOORS SHALL HAVE VINYL BASE (U.N.O.).
23. CARPET TILE (CPTT) TO BE INSTALLED IN ONE OF THE SELECTED MANUFACTURER APPROVED PATTERN INSTALLATIONS.
24. REFER TO SPECIFICATIONS FOR RESILIENT TRANSITIONS (RT) PROFILES.
25. ALL REDUCERS TO BE COORDINATED APPROPRIATELY WITH ABUTTING MATERIAL HEIGHTS.
26. AT BUILDING CONSTRUCTION JOINTS DO NOT BRIDGE THE FLOORING MATERIALS. INSTALL MATCHING MATERIAL WITHIN.
27. REFER TO ARCHITECTURAL DRAWINGS FOR FLOOR SLOPES TO FLOOR DRAINS. COORDINATE ACCORDINGLY WITH INTENDED FLOOR MATERIAL.
28. PROVIDE VAPOR BARRIER SEALER ON CONCRETE SURFACES AT ALL AREAS TO RECEIVE CARPET AND/OR RESILIENT FLOORING.
29. PRIOR TO THE INSTALLATION OF NEW ADHESIVES OVER CONCRETE SUBSTRATES PRIOR TO THE INSTALLATION OF FLOOR COVERING SYSTEMS. APPLY A LIGHT-COLORED HIGH STRENGTH ACRYLIC POLYMER COMPOUND (AQUEOUS FLOOR SEALER) TO ISOLATE AND CUT BACK OLD ADHESIVE FLOOR RESIDUES. ACRYLIC POLYMER COMPOUND TO BE: SOLVENT FREE AND TO CONTAIN "ZERO" CALCULATED VOC'S. BASIS OF DESIGN XL BRANDS "TRSEAL". FOLLOW MANUFACTURERS RECOMMENDATION FOR INTENDED APPLICATION.
30. IT IS THE RESPONSIBILITY OF ALL TRADES TO COORDINATE PREPARATION OF SURFACES TO RECEIVE FINISH PRODUCT. CONSULT WITH MANUFACTURERS RECOMMENDED PRACTICES.
31. WHERE "PATCH AND REPAIR" IS REQUIRED DUE TO NEW CONSTRUCTION IN EXISTING AREAS WHERE NO WORK IS SCHEDULED TO BE PERFORMED "PATCH AND REPAIR" FINISHES TO MATCH ADJACENT EXISTING FINISH, COLOR, TEXTURE AND SHEEN.
32. IN ALL EXISTING AREAS SCHEDULED TO BE RENOVATED, REPLACE ALL EXISTING ELECTRICAL WALL COVER PLATES AND DEVICES. ALL NEW ELECTRICAL COVER PLATES AND DEVICES TO BE STAINLESS STEEL.
33. ANY DAMAGE TO EXISTING SURFACES DUE TO SCHEDULED DEMOLITION AND/OR TO ACCOMMODATE DIVISION 22, 23, 26, 27 & 28 SCOPE OF WORK INCLUDED IN THIS PACKAGE SHALL BE REPAIRED. THOUGH NOT EXPRESSLY NOTED "PATCH AND REPAIR", IT IS INTENDED THAT THE WORK BE PERFORMED.
34. "PATCH AND REPAIR" WALLS AS REQUIRED WHERE EXISTING JUNCTION BOXES AND/OR OUTLETS ARE REMOVED. PREPARE WALLS FOR NEW PAINT FINISH.
35. REFER TO SPECIFICATIONS FOR ELEVATOR FINISHES.
36. WHERE INDICATED "SOLID SURFACE WAINSCOT / TRIM" SOLID SURFACE (SSF) WAINSCOT TO BE FROM 0'-0" AFF TO 6'-0" AFF. PAINT (PNT) TO BE FROM 6'-0" TO TOP.

GENERAL FLOOR FINISH NOTES

1. AT ALL AREAS OF NEW FLOORING:
   - A. PROVIDE RUBBER TRANSITION STRIPS BETWEEN DISSIMILAR FLOORING MATERIALS.
   - B. PROVIDE 4-INCH RUBBER BASE ON ALL VERTICAL SURFACES ABUTTING FLOORING MATERIALS.
   - C. GRIND ANY HIGH SPOTS AND FILL ANY LOW SPOTS IN CONCRETE SUBSTRATE PRIOR TO BEGINNING ANY WORK.
   - D. PREPARE CRACKS AND OTHER SURFACE DEFECTS IN CONCRETE SUBSTRATE IN ACCORDANCE WITH FLOORING MANUFACTURER'S RECOMMENDATIONS PRIOR BEGINNING ANY WORK.
2. AT ALL AREAS OF NEW FLOORING IN EXISTING BUILDING:
   - A. EXISTING FLOORING AS INDICATED ON DRAWINGS MAY BE ASBESTOS CONTAINING AND SHALL BE REMOVED UNDER SEPARATE CONTRACT.
   - B. SHOT BLAST EXISTING CONCRETE SUBSTRATE PRIOR TO BEGINNING ANY WORK.
   - C. GRIND ANY HIGH SPOTS AND FILL ANY LOW SPOTS IN CONCRETE SUBSTRATE RESULTING FROM DEMOLITION PRIOR TO BEGINNING ANY WORK.
   - D. PROVIDE CEMENTITIOUS SELF-LEVELING FLOORING UNDERLAYMENT. PROVIDE TWO COATS WITH A COMBINED AVERAGE THICKNESS OF ¼-INCH.
   - E. UNDERCUT EXISTING WOOD DOORS LOCATED ON OR ADJACENT TO AREAS OF NEW FLOORING AS REQUIRED TO ENSURE PROPER OPERATION OF THE DOOR(S).
   - F. EXISTING THRESHOLDS TO REMAIN SHALL BE REMOVED AND REINSTALLED SO NEW FLOORING CAN BE INSTALLED UNDER THE EDGE OF THRESHOLDS.
3. PROVIDE RUBBER FLOOR SYSTEM IN ELEVATOR CAB.
4. AT EVERY STAIR GOING DOWN FROM FLOOR LEVELS PROVIDE 36" WIDE RUBBER TACTILE WARNING STRIP FOR FULL WIDTH OF STAIR. TACTILE WARNING STRIP NOT REQUIRED AT INTERMEDIATE LANDINGS UNLESS NOTED OTHERWISE.

GENERAL PAINTING NOTES

1. ALL NEW CONSTRUCTION AND IDENTIFIED EXISTING CONSTRUCTION TO REMAIN SHALL BE PRIME AND FINISH PAINTED UNLESS MATERIALS ARE PRE-FINISHED. REFER TO THE PROJECT MANUAL.
   - A. NEW PARTITIONS ARE TO BE PRIME PAINTED FOR FULL HEIGHT OF PARTITION UNLESS NOTED OTHERWISE.
   - B. SIGHT-EXPOSED SURFACES OF NEW PARTITIONS ARE TO BE FINISHED PAINTED.
   - C. SIGHT-EXPOSED SURFACES OF SOFFITS SHALL BE PRIME AND FINISHED PAINTED.
2. ALL WALLS IN EXISTING ROOMS IN WHICH WORK IS OCCURRING:
   - A. REPAIR HOLES, DEFECTS, ETC. IN EXISTING WALLS.
   - B. AT REPAIRS AND UNPAINTED CONCRETE BLOCK PROVIDE BLOCK FILL PAINT AND TWO FINISH COATS OF PAINT.
   - C. AT REPAIRS AND UNPAINTED GYPSUM BOARD AND/OR PLASTER PROVIDE PRIMER AND TWO FINISH COATS OF PAINT.
   - D. PROVIDE ONE FINISH COAT OF PAINT OVER EXISTING PAINTED WALLS.
3. IN OCCUPIED SPACES IN AREAS OF NEW CONSTRUCTION, ALL SIGHT-EXPOSED MECHANICAL, PLUMBING, ELECTRICAL, FIRE PROTECTION, AND TECHNOLOGY COMPONENTS INCLUDING, BUT NOT LIMITED TO, DUCTWORK, PIPING, FITTINGS, CONDUIT, BOXES, HANGERS, ETC SHALL BE PAINTED. DATA CABLING SHALL NOT BE PAINTED.
4. AT AREAS OF EXPOSED ROOF STRUCTURE IDENTIFIED TO BE PAINTED, ALL SIGHT-EXPOSED ITEMS SHALL BE PAINTED INCLUDING, BUT NOT LIMITED TO, ROOF DECK, STRUCTURE, DUCTWORK, PIPING, FITTINGS, CONDUIT, BOXES, HANGERS, ETC.
5. ALL WALLS TO BE FINISH PAINTED PNT-1 WITH EGGSHELL FINISH UNLESS NOTED OTHERWISE.
6. AT STEEL DOORS AND STEEL FRAMES:
   - A. INTERIORS TO BE PAINTED PNT-F WITH SEMI-GLOSS FINISH UNLESS NOTED OTHERWISE.
   - B. ALL EXTERIOR TO BE PAINTED WITH COLOR TO BE SELECTED BY ARCHITECT WITH SEMI-GLOSS FINISH UNLESS NOTED OTHERWISE.

GENERAL CEILING FINISH NOTES

1. REFER TO PAINT SPECIFICATIONS, FINISH DRAWINGS AND CEILING PLANS FOR CEILING AND SOFFIT COLOR INFORMATION.
2. REFER TO ACOUSTICAL CEILING PANELS (ACT) SPECIFICATION, AND CEILING PLANS FOR ACT INFORMATION.
3. WHERE EXPOSED CEILINGS ARE CALLED TO BE PAINTED, PAINT ALL EXPOSED ITEMS, INCLUDING, BUT NOT LIMITED TO, FRAMING, DECK, DUCTWORK, PIPING & CONDUIT. DO NOT PAINT H, V, E, FA, P LABELS, MOVING PARTS, OR COMPONENTS THAT ARE EXPECTED TO REMAIN UNPAINTED.
4. ALL GYPSUM BOARD / PLASTER CEILINGS AND SOFFITS TO BE PAINTED PNT-1 (IPS-C) UNLESS NOTED OTHERWISE ON CEILING AND/OR FINISH PLANS.
5. GYPSUM BOARD CEILINGS IN SHOWER AREAS AND ENTRY VESTIBULES TO BE PAINTED PNT-1 (IPS-B)
6. IN ALL MAIN CUSTODIAL AREAS AND MECHANICAL ROOMS; STEEL, DECKING AND EXPOSED STRUCTURE AND DUCKWORK WITH ASSOCIATE SUPPORTS NOT TO BE PAINTED U.N.O. IN FINISH PLANS

INTERIOR PAINT SYSTEM

IPS-LF-V	LATEX INTERIOR, INSTITUTIONAL LOW OOOR/VOC, FLAT
IPS-LE-V	LATEX INTERIOR, INSTITUTIONAL LOW OOOR/VOC, EGGSHELL
IPS-LS-V	LATEX INTERIOR, INSTITUTIONAL LOW OOOR/VOC, SEMI-GLOSS
IPS-D	DRY FALL, WATER-BASED, FLAT
IPS-AF	ALKYD, WATER-BASED, FLAT
IPS-AE	ALKYD, WATER-BASED, EGGSHELL
IPS-AS	ALKYD, WATER-BASED, SEMIGLOSS
IPS-AG	ALKYD, WATER-BASED, GLOSS
IPS-ES	EPOXY-MODIFIED LATEX, INTERIOR, SEMI-GLOSS
IPS-MIC	MULTICOLOR INTERIOR PAINT

BUILDING CODE GENERAL NOTES

1	ALL INTERIOR FINISHES TO COMPLY WITH SECTIONS 15-8-420 AND 15-8-400 OF CHICAGO BUILDING CODE. ALL NEW INTERIOR WALLS AND CEILING FINISHES SHALL BE CLASS WITH FLAME SPREAD RATING OF 0 TO 25 AND SMOKE DEVELOPED 200 MAX.
2	ALL INTERIOR FINISHES TO BE NON-COMBUSTIBLE AND COMPLY WITH SECTION 15-8-420, 15-8-940 OF CHICAGO BUILDING CODE.

PUBLIC BUILDING COMMISSION
Chicago Public Schools

ESMOND ELEMENTARY SCHOOL ANNEX & RENOVATIONS

1865 WEST MONTVALE AVE.
CHICAGO IL 60643

CHICAGO PUBLIC SCHOOLS
CITY OF CHICAGO, MAYOR RAHM EMANUEL

Architect of Record:
ONYX Architectural Services Inc.
ADDRESS: 750 N. FRANKLIN #207 Chicago, Illinois 60654
PHONE: 312-787-2748
FAX: 312-787-2857
WEB: www.onyxchicago.com

Design Architect:
LEGAT ARCHITECTS
SUSTAINABILITY | PERFORMANCE | DESIGN
ADDRESS: 651 W Washington Blvd. #1 Chicago, Illinois 60661
PHONE: 312.258.9595
FAX: 312.258.1555
WEB: www.legat.com

KMI Engineering
223 W. Jackson Blvd, #1010
Chicago, IL
Structural Design Engineers

Terra Engineering LTD.
225 W. Ohio St, 4th Flr
Chicago, IL
Civil Design Engineers

Dynacepts Engineering, LTD
2250 East Devon Ave. Suite 218
Des Plaines, IL
MEPFP Design Engineers

Planning Resources, Inc.
402 W. Liberty Drive
Wheaton, IL
Landscape Architects

Mackesy and Associates
321 N Clark St, #500
Chicago, IL
Food Service Design Consultant

WARNING:
ASBESTOS-CONTAINING BUILDING MATERIALS ARE OR MAY BE PRESENT IN THIS BUILDING. AN ASBESTOS-MANAGEMENT PLAN IS AVAILABLE IN THE SCHOOL FOR REVIEW UPON REQUEST. NO PERSON MAY DISTURB ASBESTOS-CONTAINING MATERIALS UNLESS THAT PERSON IS A LICENSED ASBESTOS WORKER OR CONDUCTS SUCH WORK IN ACCORDANCE WITH SPECIFICATIONS CONTAINED IN THE PROJECT DOCUMENTS AND IN COMPLIANCE WITH ILLINOIS DEPARTMENT OF HEALTH RULES AND REGULATIONS

Issuance

MARK	DESCRIPTION	DATE
1	AOR PREVIEW	04.10.17
2	100% SD	04.24.17
3	SD TRANSFER	05.11.17
4	100% DD	06.02.17
5	60% CD	07.27.17
6	90% CD	09.07.17
7	ISSUED FOR BID	10.26.17
1	ADDENDUM NO. 1	11.14.17

PBC Project Name: ESMOND ELEMENTARY SCHOOL ANNEX & RENOVATIONS

PBC Project No: 05125

ONYX Project No: 17005

Title

FIRST FLOOR FINISH PLAN

Sheet

A14.1

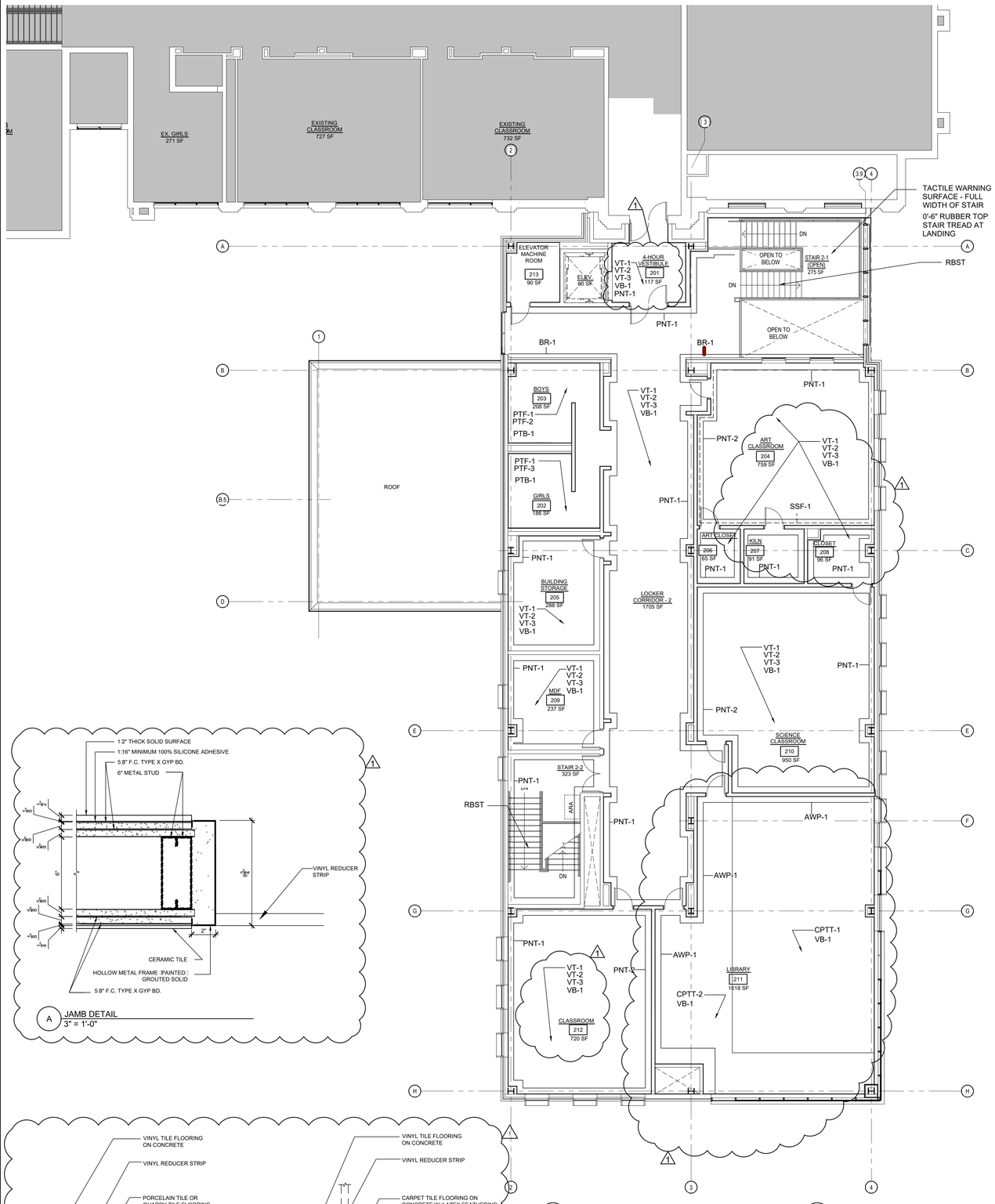

1 SECOND FLOOR PLAN
1:8" = 1'-0"

A JAMB DETAIL
3" = 1'-0"

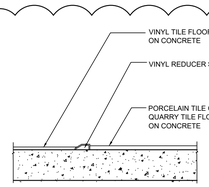

2 TRANSITION DETAIL
1" = 1'-0"

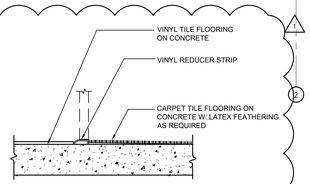

3 TRANSITION DETAIL
1" = 1'-0"

SYMBOL LEGEND

⟷ MATERIAL DIRECTION

FINISH LEGEND

CPTT-1 CARPET TILE (FIELD)	MANUF: TANDUS CENTIVA STYLE: CACHE TWEED A0002 COLOR: SHADOW GRIS 42710 SIZE: 24" X 24" INSTALLATION	PNT-4 ACCENT PAINT	MANUF: BENJAMIN MOORE COLOR: HC-4 HOWTHORNE YELLOW
CPTT-2 CARPET TILE (ACCENT)	MANUF: TANDUS CENTIVA STYLE: LOOP STITCH A0005 COLOR: 1B12A BREEZE 42719 SIZE: 24" X 24" INSTALLATION	QT QUARRY FLOOR TILE	MANUF: DALTILE STYLE: QUARRY TILE COLOR: QT04 ASHEN GREY (ABRASIVE FINISH) SIZE: 6" X 6"
PTF-1 PORCELAIN TILE FLOOR (FIELD)	MANUF: DALTILE STYLE: KEYSTONE COLOR: D200 GRAY SPECKLE SIZE: 2" X 2"	QTB QUARRY COVE BASE TILE	MANUF: DALTILE STYLE: QUARRY TILE COLOR: QT04 ASHEN GREY SIZE: 4" X 6"
PTF-2 PORCELAIN TILE FLOOR (ACCENT)	MANUF: DALTILE STYLE: KEYSTONE COLOR: D090 PUMPKIN SPICE SIZE: 2" X 2"	VB-1 VINYL BASE	MANUF: JOHNSONITE STYLE: TRADITIONAL COLOR: 469 MYSTIFY SIZE: 4"
PTF-3 PORCELAIN TILE FLOOR (ACCENT)	MANUF: DALTILE STYLE: KEYSTONE COLOR: D023 GALAXY SIZE: 2" X 2"	RBST RUBBER STAIR TREAD WITH INTEGRATED RISER	MANUF: JOHNSONITE STYLE: SPECKLED, HAMMERED SURFACE TO INCLUDE VISUALLY IMPAIRED STRIPS COLOR: LB 8 VORTEX
PTF-4 PORCELAIN TILE BUILT UP BASE (FIELD)	MANUF: DALTILE STYLE: KEYSTONE COLOR: D044 DEEP PURPLE SIZE: 2" X 2"	RSF-V ROLLER SHADE VINYL FABRIC	MANUF: MECHOSHADE STYLE: OPAQUE VINYL COATED COLOR: ALABASTER 0102
PTB-1 PORCELAIN TILE BUILT UP BASE (FIELD)	MANUF: DALTILE STYLE: KEYSTONE COLOR: D200 GRAY SPECKLE (FIELD) SIZE: 2" X 2"	SSF-1 SOLID SURFACE	MANUF: WILSON ART COLOR: 9194TM STEEL GREY TEMPEST (COUNTER TOP & BACK SPLASH)
PTW-1 PORCELAIN TILE WALL (FIELD)	MANUF: DALTILE STYLE: KEYSTONE COLOR: D037 PEPPER WHITE SIZE: 2" X 2"	SSF-2 SOLID SURFACE	MANUF: WILSON ART COLOR: 9116GS SOOTHING GREY (WAINSCOTING)
PTW-2 PORCELAIN TILE WALL (ACCENT)	MANUF: DALTILE STYLE: KEYSTONE COLOR: D090 PUMPKIN SPICE SIZE: 2" X 2"	TC TOILET COMPARTMENTS	MANUF: ASI ACCURATE STYLE: FLOOR ANCHORED / OVERHEAD BRACED FINISH: COLOR-THRU PHENOLIC COLOR: GRAY MIST 34506
PTW-3 PORCELAIN TILE WALL (ACCENT)	MANUF: DALTILE STYLE: KEYSTONE COLOR: D023 GALAXY SIZE: 2" X 2"	VT-1 VINYL TILE	MANUF: JOHNSONITE STYLE: IQ OPTIMA COLOR: EBONY ASH #3242242 SIZE: 24" X 24" STATIC DISSIPATIVE TILE TO BE USED IN MDF ROOM
PTW-4 PORCELAIN TILE WALL (ACCENT)	MANUF: DALTILE STYLE: KEYSTONE COLOR: D044 DEEP PURPLE SIZE: 2" X 2"	VT-2 VINYL TILE	MANUF: JOHNSONITE STYLE: IQ OPTIMA COLOR: EBONY ASH #3242242 SIZE: 24" X 24" STATIC DISSIPATIVE TILE TO BE USED IN MDF ROOM
CT-1 CERAMIC TILE	MANUF: DALTILE STYLE: NATURAL HUES ON ECO-BODY COLOR: DAISY QH97 SIZE: 2" X 2"	VT-3 VINYL TILE	MANUF: JOHNSONITE STYLE: IQ OPTIMA COLOR: POPIJABY #3242837 SIZE: 24" X 24" STATIC DISSIPATIVE TILE TO BE USED IN MDF ROOM
BR-1 BRICK WALL	MANUF: BELDEN STYLE: 470-/479 DARK SMOOTH	WOOD DOORS	FINISH TO MATCH: PLAM-2
EMS ENTRANCE MAT SYSTEM WITH RUBBER INSERTS	MANUF: C/S SYSTEMS STYLE: PEDITRED-LP G3 WITH LEVEL BASE FRAME	EPOXY -1	MANUF: MULTI LAYER PAINTED EPOXY FLOOR
MT METAL TRANSITION	MANUF: SCHLUTER COLOR: SATIN ANODIZED ALUMINUM SLIVER SIZE: TO BE DETERMINED	AWP-1	MANUF: ARMSTORNG STYLE: SOUNDSOAK ACOUSTICAL WALL SYSTEM (NRC 0.80) COLOR: SOUNDSOAK 85 - METALLATION IN METALLATION STAINLESS
FRP WALL PANELS	MANUF: MARLITE STYLE: STANDARD FRP SIZE: 4'W X 8'H COLOR: S490N LIGHT GRAY		
PLAM-1 PLASTIC LAMINATE	MANUF: WILSONART COLOR: COMIC STRANZ #4941K-18 (CABINETS)		
PLAM-2 PLASTIC LAMINATE	MANUF: WILSONART COLOR: WILLIAMSBURG CHERRY #7936K-07		
PNT-1 FIELD PAINT	MANUF: BENJAMIN MOORE COLOR: #1597 PEBBLE BEACH		
PNT-2 ACCENT PAINT	MANUF: BENJAMIN MOORE COLOR: #1678 BLUE NOSE		
PNT-3 ACCENT PAINT	MANUF: BENJAMIN MOORE COLOR: #1549 BALBOA MIST		

FLOOR FINISH LEGEND

- VINYL TILE (VT-1)
- VINYL TILE (VT-2)
- VINYL TILE (VT-3)
- CARPET TILE (CPTT-1)
- CARPET TILE (CPTT-2)
- QUARRY TILE (QT)
- ENTRANCE MAT (EMS)
- SEALED CONCRETE W/ EPOXY PAINT COATING

GENERAL FINISH NOTES

1. REFER TO THE FINISH PLAN LEGEND FOR MATERIAL AND COLOR INFORMATION. ALSO REFER TO THE PROJECT MANUAL.
2. REFER TO REFLECTED CEILING PLANS FOR CEILING MATERIALS AND CEILING HEIGHTS.
3. IT IS THE GENERAL CONTRACTOR'S RESPONSIBILITY TO PROPERLY PREPARE ALL SURFACES IDENTIFIED TO RECEIVE NEW FINISHES IN ACCORDANCE WITH THE FINISH MANUFACTURER'S RECOMMENDATIONS.
4. PROVIDE WINDOW SHADE SYSTEM AT ALL NEW EXTERIOR WINDOWS EXCEPT THOSE IN CORRIDORS AND STAIRS AND UNLESS NOTED OTHERWISE.
5. REFER TO FINISH PLANS FOR FLOOR AND WALL PATTERNS.
6. REFER TO FINISH LEGEND AND SPECIFICATIONS FOR MATERIAL AND COLOR INFORMATION.
7. NUMBERS/LETTERS REFER TO COLOR. REFER TO FINISH LEGEND AND/OR SPECIFICATIONS.
8. IN ALL RENOVATED AREAS ALL WALLS SHALL BE PAINTED PNT-1 U.N.O. ALL NEW WALLS SHALL BE PAINTED PNT-1 UNLESS NOTED OTHERWISE.
9. BRICK WALLS SHALL NOT BE PAINTED. U.N.O.
10. REFER TO INTERIOR ELEVATIONS AND/OR FINISH PLANS FOR PORCELAIN TILE WALL PATTERN INFORMATION.
11. USE VERTICAL METAL EDGE TRANSITIONS IN CERAMIC TILE WALL OUTSIDE CORNERS AND/OR IN CERAMIC TILE WALL EXPOSED EDGES.
12. DO NOT INSTALL VINYL BASE ON TOP OF CERAMIC WALL TILE OR SOILD SURFACE. (U.N.O.)
13. REFER TO INTERIOR ELEVATIONS AND FINISH PLANS FOR APPLIED PANEL PATTERN INFORMATION
14. ALL HOLLOW METAL DOOR FRAMES AND HOLLOW METAL WINDOW FRAMES TO BE PAINTED PNT-F (IPS-X) U.N.O. IN FINISH DRAWINGS
15. ALL ACCESS DOORS TO BE PAINTED. COLOR TO MATCH ADJACENT SURFACE.
16. ELECTRICAL PANELS, MECHANICAL GRILLES, LOUVERS, AND ANY OTHER MISCELLANEOUS, UNFINISHED ITEMS INSTALLED IN WALL SURFACES OF CORRIDORS AND OCCUPIED SPACES SHALL BE PAINTED TO MATCH ADJACENT WALL COLOR.
17. METAL ACCESS LADDERS TO BE PAINTED PNT-1 U.N.O.
18. REFER TO FINISH PLANS FOR PLASTIC LAMINATE (PLAM) AND SOLID SURFACE (SSF) COLOR DESIGNATIONS
19. 4"H STRAIGHT VINYL BASE TO BE USED FOR ALL CARPET TILE LOCATIONS (U.N.O.)
20. 4"H COVED VINYL BASE TO BE USED FOR ALL RESILIENT FLOORING LOCATIONS (U.N.O.)
21. INSTALL VINYL COVE BASE AT CASEWORK, TOE KICKS, INSIDE OF FLOORLESS CASEWORK, VERTICAL SUPPORTS AND OVER NEW FLOOR MATERIAL (U.N.O.)
22. ALL SEALED CONCRETE FLOORS SHALL HAVE VINYL BASE (U.N.O.).
23. CARPET TILE (CPTT) TO BE INSTALLED IN ONE OF THE SELECTED MANUFACTURER APPROVED PATTERN INSTALLATIONS.
24. REFER TO SPECIFICATIONS FOR RESILIENT TRANSITIONS (RT) PROFILES.
25. ALL REDUCERS TO BE COORDINATED APPROPRIATELY WITH ABUTTING MATERIAL HEIGHTS.
26. AT BUILDING CONSTRUCTION JOINTS DO NOT BRIDGE THE FLOORING MATERIALS. INSTALL MATCHING MATERIAL WITHIN.
27. REFER TO ARCHITECTURAL DRAWINGS FOR FLOOR SLOPES TO FLOOR DRAINS. COORDINATE ACCORDINGLY WITH INTENDED FLOOR MATERIAL.
28. PROVIDE VAPOR BARRIER SEALER ON CONCRETE SURFACES AT ALL AREAS TO RECEIVE CARPET AND/OR RESILIENT FLOORING.
29. PRIOR TO THE INSTALLATION OF NEW ADHESIVES OVER CONCRETE SUBSTRATES PRIOR TO THE INSTALLATION OF FLOOR COVERING SYSTEMS. APPLY A LIGHT-COLORED HIGH STRENGTH ACRYLIC POLYMER COMPOUND (AQUEOUS FLOOR SEALER) TO ISOLATE AND CUT BACK OLD ADHESIVE FLOOR RESIDUES. ACRYLIC POLYMER COMPOUND TO BE SOLVENT FREE AND TO CONTAIN "ZERO" CALCULATED VOC'S. BASIS OF DESIGN XL BRANDS "TRISEAL". FOLLOW MANUFACTURERS RECOMMENDATION FOR INTENDED APPLICATION.
30. IT IS THE RESPONSIBILITY OF ALL TRADES TO COORDINATE PREPARATION OF SURFACES TO RECEIVE FINISH PRODUCT. CONSULT WITH MANUFACTURERS RECOMMENDED PRACTICES.
31. WHERE "PATCH AND REPAIR" IS REQUIRED DUE TO NEW CONSTRUCTION IN EXISTING AREAS WHERE NO WORK IS SCHEDULED TO BE PERFORMED "PATCH AND REPAIR" FINISHES TO MATCH ADJACENT EXISTING FINISH, COLOR, TEXTURE AND SHEEN.
32. IN ALL EXISTING AREAS SCHEDULED TO BE RENOVATED, REPLACE ALL EXISTING ELECTRICAL WALL COVER PLATES AND DEVICES. ALL NEW ELECTRICAL COVER PLATES AND DEVICES TO BE STAINLESS STEEL.
33. ANY DAMAGE TO EXISTING SURFACES DUE TO SCHEDULED DEMOLITION AND/OR TO ACCOMMODATE DIVISION 22, 23, 26, 27 & 28 SCOPE OF WORK INCLUDED IN THIS PACKAGE SHALL BE REPAIRED. THOUGH NOT EXPRESSLY NOTED "PATCH AND REPAIR", IT IS INTENDED THAT THE WORK BE PERFORMED.
34. "PATCH AND REPAIR" WALLS AS REQUIRED WHERE EXISTING JUNCTION BOXES AND/OR OUTLETS ARE REMOVED. PREPARE WALLS FOR NEW PAINT FINISH.
35. REFER TO SPECIFICATIONS FOR ELEVATOR FINISHES.
36. WHERE INDICATED "SOLID SURFACE WAINSCOT / TRIM" SOLID SURFACE (SSF) WAINSCOT TO BE FROM 0'-0" AFF TO 8'-0" AFF. PAINT (PNT) TO BE FROM 8'-0" TO TOP.

GENERAL FLOOR FINISH NOTES

1. AT ALL AREAS OF NEW FLOORING:
   - A. PROVIDE RUBBER TRANSITION STRIPS BETWEEN DISSIMILAR FLOORING MATERIALS.
   - B. PROVIDE 4-INCH RUBBER BASE ON ALL VERTICAL SURFACES ABUTTING FLOORING MATERIALS.
   - C. GRIND ANY HIGH SPOTS AND FILL ANY LOW SPOTS IN CONCRETE SUBSTRATE PRIOR TO BEGINNING ANY WORK.
   - D. PREPARE CRACKS AND OTHER SURFACE DEFECTS IN CONCRETE SUBSTRATE IN ACCORDANCE WITH FLOORING MANUFACTURER'S RECOMMENDATIONS PRIOR BEGINNING ANY WORK.
2. AT ALL AREAS OF NEW FLOORING IN EXISTING BUILDING:
   - A. EXISTING FLOORING AS INDICATED ON DRAWINGS MAY BE ASBESTOS CONTAINING AND SHALL BE REMOVED UNDER SEPARATE CONTRACT
   - B. SHOT BLAST EXISTING CONCRETE SUBSTRATE PRIOR TO BEGINNING ANY WORK.
   - C. GRIND ANY HIGH SPOTS AND FILL ANY LOW SPOTS IN CONCRETE SUBSTRATE RESULTING FROM DEMOLITION PRIOR TO BEGINNING ANY WORK.
   - D. PROVIDE CEMENTITIOUS SELF-LEVELING FLOORING UNDERLAYMENT. PROVIDE TWO COATS WITH A COMBINED AVERAGE THICKNESS OF ¼-INCH.
   - E. UNDERCUT EXISTING WOOD DOORS LOCATED ON OR ADJACENT TO AREAS OF NEW FLOORING AS REQUIRED TO ENSURE PROPER OPERATION OF THE DOOR(S).
   - F. EXISTING THRESHOLDS TO REMAIN SHALL BE REMOVED AND REINSTALLED SO NEW FLOORING CAN BE INSTALLED UNDER THE EDGE OF THRESHOLDS.
3. PROVIDE RUBBER FLOOR SYSTEM IN ELEVATOR CAB.
4. AT EVERY STAIR GOING DOWN FROM FLOOR LEVELS PROVIDE 36" WIDE RUBBER TACTILE WARNING STRIP FOR FULL WIDTH OF STAIR. TACTILE WARNING STRIP NOT REQUIRED AT INTERMEDIATE LANDINGS UNLESS NOTED OTHERWISE.

GENERAL PAINTING NOTES

1. ALL NEW CONSTRUCTION AND IDENTIFIED EXISTING CONSTRUCTION TO REMAIN SHALL BE PRIME AND FINISH PAINTED UNLESS MATERIALS ARE PRE-FINISHED. REFER TO THE PROJECT MANUAL.
   - A. NEW PARTITIONS ARE TO BE PRIME PAINTED FOR FULL HEIGHT OF PARTITION UNLESS NOTED OTHERWISE.
   - B. SIGHT-EXPOSED SURFACES OF NEW PARTITIONS ARE TO BE FINISHED PAINTED.
   - C. SIGHT-EXPOSED SURFACES OF SOFFITS SHALL BE PRIME AND FINISHED PAINTED.
2. ALL WALLS IN EXISTING ROOMS IN WHICH WORK IS OCCURRING:
   - A. REPAIR HOLES, DEFECTS, ETC. IN EXISTING WALLS.
   - B. AT REPAIRS AND UNPAINTED CONCRETE BLOCK PROVIDE BLOCK FILL PAINT AND TWO FINISH COATS OF PAINT.
   - C. AT REPAIRS AND UNPAINTED GYPSUM BOARD AND/OR PLASTER PROVIDE PRIMER AND TWO FINISH COATS OF PAINT.
   - D. PROVIDE ONE FINISH COAT OF PAINT OVER EXISTING PAINTED WALLS.
3. IN OCCUPIED SPACES IN AREAS OF NEW CONSTRUCTION, ALL SIGHT-EXPOSED MECHANICAL, PLUMBING, ELECTRICAL, FIRE PROTECTION, AND TECHNOLOGY COMPONENTS INCLUDING, BUT NOT LIMITED TO, DUCTWORK, PIPING, FITTINGS, CONDUIT, BOXES, HANGERS, ETC SHALL BE PAINTED. DATA CABLING SHALL NOT BE PAINTED.
4. AT AREAS OF EXPOSED ROOF STRUCTURE IDENTIFIED TO BE PAINTED, ALL SIGHT-EXPOSED ITEMS SHALL BE PAINTED INCLUDING, BUT NOT LIMITED TO, ROOF DECK, STRUCTURE, DUCTWORK, PIPING, FITTINGS, CONDUIT, BOXES, HANGERS, ETC.
5. ALL WALLS TO BE FINISH PAINTED PNT-1 WITH EGGSHELL FINISH UNLESS NOTED OTHERWISE.
6. AT STEEL DOORS AND STEEL FRAMES:
   - A. INTERIORS TO BE PAINTED PNT-F WITH SEMI-GLOSS FINISH UNLESS NOTED OTHERWISE.
   - B. ALL EXTERIOR TO BE PAINTED WITH COLOR TO BE SELECTED BY ARCHITECT WITH SEMI-GLOSS FINISH UNLESS NOTED OTHERWISE.

GENERAL CEILING FINISH NOTES

1. REFER TO PAINT SPECIFICATIONS, FINISH DRAWINGS AND CEILING PLANS FOR CEILING AND SOFFIT COLOR INFORMATION.
2. REFER TO ACOUSTICAL CEILING PANELS (ACT) SPECIFICATION, AND CEILING PLANS FOR ACT INFORMATION.
3. WHERE EXPOSED CEILINGS ARE CALLED TO BE PAINTED, PAINT ALL EXPOSED ITEMS, INCLUDING, BUT NOT LIMITED TO, FRAMING, DECK, DUCTWORK, PIPING & CONDUIT. DO NOT PAINT H, V, E, FA, P LABELS, MOVING PARTS, OR COMPONENTS THAT ARE EXPECTED TO REMAIN UNPAINTED.
4. ALL GYPSUM BOARD / PLASTER CEILINGS AND SOFFITS TO BE PAINTED PNT-1 (IPS-C) UNLESS NOTED OTHERWISE ON CEILING AND/OR FINISH PLANS.
5. GYPSUM BOARD CEILINGS IN SHOWER AREAS AND ENTRY VESTIBULES TO BE PAINTED PNT-1 (IPS-B)
6. IN ALL MAIN CUSTODIAL AREAS AND MECHANICAL ROOMS; STEEL, DECKING AND EXPOSED STRUCTURE AND DUCKWORK WITH ASSOCIATE SUPPORTS NOT TO BE PAINTED U.N.O. IN FINISH PLANS

INTERIOR PAINT SYSTEM

IPS-LF-V	LATEX INTERIOR, INSTITUTIONAL LOW ODOR/VOC, FLAT
IPS-LE-V	LATEX INTERIOR, INSTITUTIONAL LOW ODOR/VOC, EGGSHELL
IPS-LS-V	LATEX INTERIOR, INSTITUTIONAL LOW ODOR/VOC, SEMI-GLOSS
IPS-D	DRY FALL, WATER-BASED, FLAT
IPS-AF	ALKYD, WATER-BASED, FLAT
IPS-AE	ALKYD, WATER-BASED, EGGSHELL
IPS-AS	ALKYD, WATER-BASED, SEMIGLOSS
IPS-AG	ALKYD, WATER-BASED, GLOSS
IPS-ES	EPOXY-MODIFIED LATEX, INTERIOR, SEMI-GLOSS
IPS-MIC	MULTICOLOR INTERIOR PAINT

BUILDING CODE GENERAL NOTES

1	ALL INTERIOR FINISHES TO COMPLY WITH SECTIONS 15-8-420 AND 15-8-400 OF CHICAGO BUILDING CODE. ALL NEW INTERIOR WALLS AND CEILING FINISHES SHALL BE CLASS WITH FLAME SPREAD RATING OF 0 TO 25 AND SMOKE DEVELOPED 200 MAX.
2	ALL INTERIOR FINISHES TO BE NON-COMBUSTIBLE AND COMPLY WITH SECTION 15-8-420, 15-8-940 OF CHICAGO BUILDING CODE.

PUBLIC BUILDING COMMISSION
Chicago Public Schools

ESMOND ELEMENTARY SCHOOL ANNEX & RENOVATIONS

1865 WEST MONTVALE AVE.
CHICAGO IL 60643

CHICAGO PUBLIC SCHOOLS
CITY OF CHICAGO, MAYOR RAHM EMANUEL

Architect of Record:
ONYX Architectural Services Inc.
ADDRESS: 750 N. FRANKLIN #207 Chicago, Illinois 60654
PHONE: 312-787-2748
FAX: 312-787-2857
WEB: www.onyxchicago.com

Design Architect:
LEGAT ARCHITECTS
SUSTAINABILITY | PERFORMANCE | DESIGN
ADDRESS: 651 W Washington Blvd. #1 Chicago, Illinois 60661
PHONE: 312.258.9595
FAX: 312.258.1555
WEB: www.legat.com

KMI Engineering
223 W. Jackson Blvd, #1010
Chicago, IL
Structural Design Engineers

Terra Engineering LTD.
225 W. Ohio St, 4th Flr
Chicago, IL
Civil Design Engineers

Dynacepts Engineering, LTD
2250 East Devon Ave. Suite 218
Des Plaines, IL
MEPFP Design Engineers

Planning Resources, Inc.
402 W. Liberty Drive
Wheaton, IL
Landscape Architects

Mackesy and Associates
321 N Clark St, #500
Chicago, IL
Food Service Design Consultant

WARNING:
ASBESTOS-CONTAINING BUILDING MATERIALS ARE OR MAY BE PRESENT IN THIS BUILDING. AN ASBESTOS-MANAGEMENT PLAN IS AVAILABLE IN THE SCHOOL FOR REVIEW UPON REQUEST. NO PERSON MAY DISTURB ASBESTOS-CONTAINING MATERIALS UNLESS THAT PERSON IS A LICENSED ASBESTOS WORKEVR OR CONDUCTS SUCH WORK IN ACCORDANCE WITH SPECIFICATIONS CONTAINED IN THE PROJECT DOCUMENTS AND IN COMPLIANCE WITH ILLINOIS DEPARTMENT OF HEALTH RULES AND REGULATIONS

Issuance

MARK	DESCRIPTION	DATE
1	AOR PREVIEW	04.10.17
2	100% SD	04.24.17
3	SD TRANSFER	05.11.17
4	100% DD	06.02.17
5	60% CD	07.27.17
6	90% CD	09.07.17
7	ISSUED FOR BID	10.26.17
1	ADDENDUM NO. 1	11.14.17

PBC Project Name: ESMOND ELEMENTARY SCHOOL ANNEX & RENOVATIONS

PBC Project No: 05125

ONYX Project No: 17005

Title

SECOND FLOOR FINISH PLAN

Sheet

A14.2

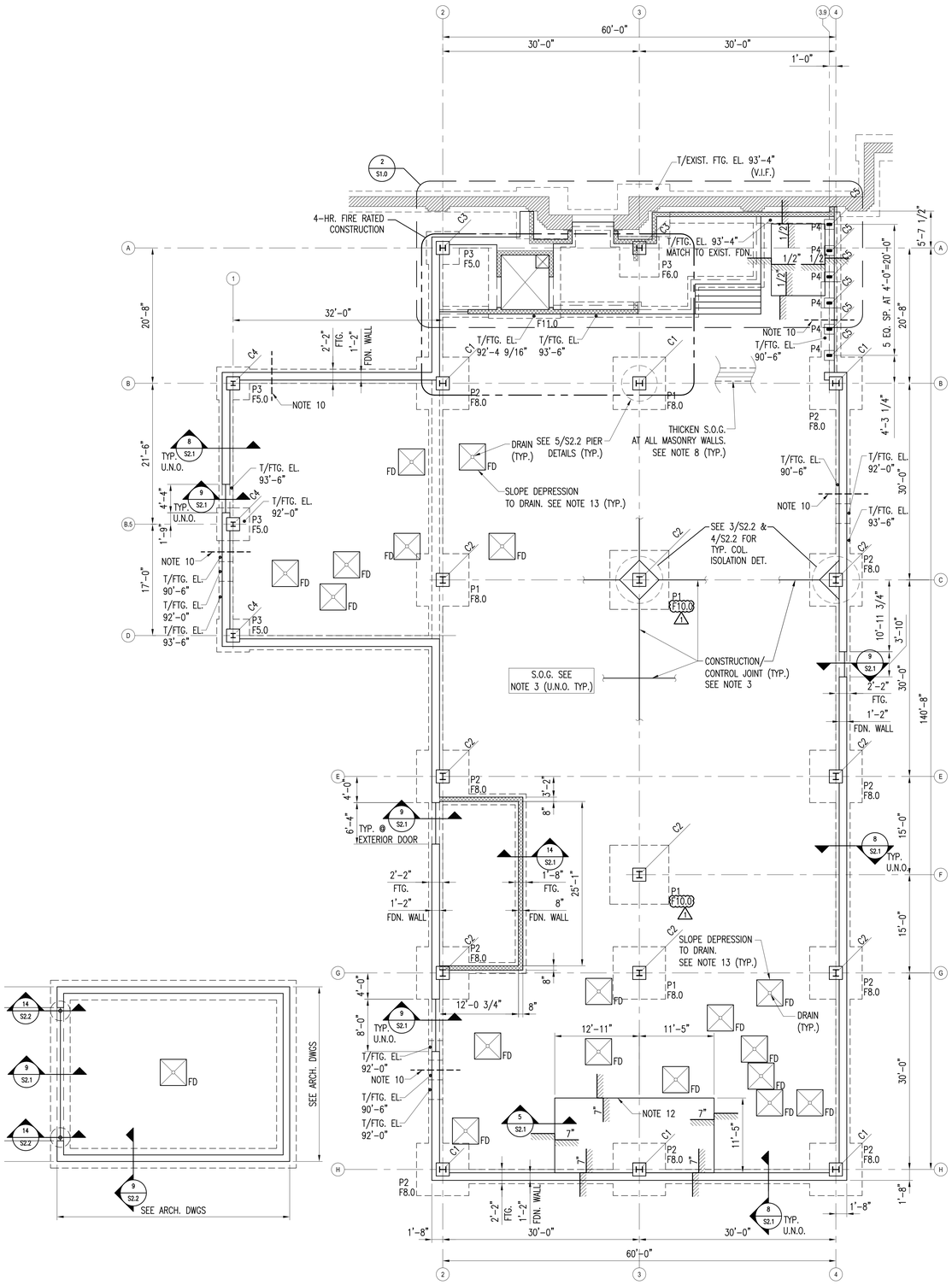

1 FOUNDATION PLAN
1/8" = 1'-0" S1.0

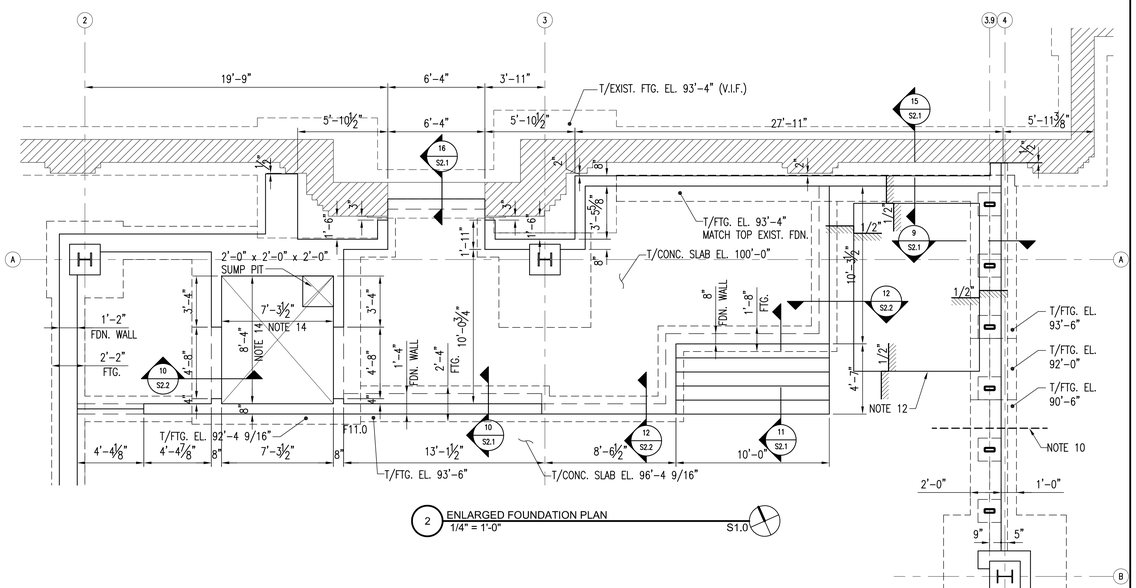

2 ENLARGED FOUNDATION PLAN
1/4" = 1'-0" S1.0

NOTES:

1. VERIFY ALL DIMENSIONS AND ELEVATIONS WITH ARCH. DWGS. PRIOR TO CONSTRUCTION.
2. SEE S0.1 FOR GENERAL STRUCTURAL NOTES.
3. SLAB ON GRADE (S.O.G.) SHALL BE 6" THICK CONCRETE SLAB-ON-GRADE W/6x6-W2.9xW2.9 WWF OVER VAPOR BARRIER OVER 6" GRANULAR FILL OVER ENGINEERED FILL. SEE TYPICAL DETAILS 1/S2.1, 2/S2.1 AND 3/S2.1. T/SLAB EL. 96'-4 9/16" (U.N.O.) T/FND. WALL EL. 97'-0" (SEE DET. 8/S2.1) PROVIDE CONSTRUCTION/CONTROL JOINTS AT 15'-0" MAXIMUM IN EACH DIRECTION (TYP.). SUBMIT JOINT LAYOUT FOR REVIEW PRIOR TO PLACING SLAB-ON-GRADE. COORDINATE LOCATIONS WITH ARCH. DWGS.
4. "FX" INDICATES CONCRETE FOOTING. SEE SCHEDULE ON SHEET S2.2. T/FTG. EL. 93'-6" U.N.O.
5. "PX" INDICATES CONCRETE PIER. SEE TYPICAL DETAILS 5/S2.2 AND PIER SCHEDULE ON S2.2. T/PIER EL. 95'-4 9/16" U.N.O.
6. "CX" INDICATES STEEL COLUMN. SEE SCHEDULE ON SHEET S2.2.
7. SEE DETAILS 1/S2.2, 7/S2.2 AND 8/S2.2 FOR TYPICAL CONCRETE WALL REINF. INFORMATION.
8. THICKEN SLAB-ON-GRADE AS INDICATED IN DETAIL 4/S2.1 AT ALL NON-LOAD BEARING MASONRY WALLS. SEE ARCH. DWGS. SEE DETAILS 1/S3.3 FOR TYPICAL BRACING OF TOP OF NON-LOAD BEARING MASONRY WALLS.
9. PROVIDE 2-#4 x 4'-0" TOP AND BOTTOM OF CONCRETE SLAB-ON-GRADE AT ALL RE-ENTRANT CORNER LOCATIONS (TYP.).
10. SEE M.E.P. DRAWINGS FOR LOCATIONS AND ELEVATIONS OF WALL PENETRATIONS. SEE DETAIL 2/S2.2 FOR ADD'L REINF. REQUIREMENT.
11. SEE M.E.P. DRAWINGS FOR MECHANICAL EQUIP. PADS SEE DETAIL 7/S2.1, FINAL LOCATIONS & SIZES SHALL BE COORDINATED W/M.E.P. EQUIP. MFR. ALL DIMENSIONS SHOWN ARE FOR BID PURPOSES ONLY.
12. COORD. SIZE AND LOCATION OF SLAB DEPRESSIONS WITH THE ARCHITECTURAL DRAWINGS.
13. COORD. SIZE AND LOCATION OF FLOOR/ROOF OPENINGS W/ARCH. AND MEP DRAWINGS.
14. COORDINATE DIMENSIONS AND ELEVATIONS W/ELEVATOR MANUFACTURER.

NON-LOAD BEARING MASONRY WALL

ESMOND ELEMENTARY SCHOOL ANNEX & RENOVATIONS

1865 WEST MONTVALE AVE.
CHICAGO IL 60643

CHICAGO PUBLIC SCHOOLS
CITY OF CHICAGO, MAYOR RAHM EMANUEL

Architect of Record:
ONYX Architectural Services Inc.
ADDRESS: 750 N. FRANKLIN #207 Chicago, Illinois 60654
PHONE: 312-787-2748
FAX: 312-787-2857
WEB: www.onyxchicago.com

Design Architect:
LEGAT ARCHITECTS
SUSTAINABILITY | PERFORMANCE | DESIGN
ADDRESS: 651 W Washington Blvd. #1 Chicago, Illinois 60661
PHONE: 312.258.9595
FAX: 312.258.1555
WEB: www.legat.com

KMI Engineering
223 W. Jackson Blvd, #1010
Chicago, IL
Structural Design Engineers

Terra Engineering LTD.
225 W. Ohio St, 4th Flr
Chicago, IL
Civil Design Engineers

Dynacepts Engineering, LTD
2250 East Devon Ave. Suite 218
Des Plaines, IL
MEPFP Design Engineers

Planning Resources, Inc.
402 W. Liberty Drive
Wheaton, IL
Landscape Architects

Mackesy and Associates
321 N Clark St, #500
Chicago, IL
Food Service Design Consultant

WARNING:
ASBESTOS-CONTAINING BUILDING MATERIALS ARE OR MAY BE PRESENT IN THIS BUILDING. AN ASBESTOS-MANAGEMENT PLAN IS AVAILABLE IN THE SCHOOL FOR REVIEW UPON REQUEST. NO PERSON MAY DISTURB ASBESTOS-CONTAINING MATERIALS UNLESS THAT PERSON IS A LICENSED ASBESTOS WORKEWR OR CONDUCTS SUCH WORK IN ACCORDANCE WITH SPECIFICATIONS CONTAINED IN THE PROJECT DOCUMENTS AND IN COMPLIANCE WITH ILLINOIS DEPARTMENT OF HEALTH RULES AND REGULATIONS

Issuance

MARK	DESCRIPTION	DATE
1	AOR PREVIEW	04.10.17
2	100% SD	04.24.17
3	SD TRANSFER	05.11.17
4	100% DD	06.02.17
5	60% CD	07.27.17
6	90% CD	09.07.17
7	100% OUT TO BID	10.26.17
1	ADDENDUM 1	11.13.17

PBC Project Name: ESMOND ELEMENTARY SCHOOL ANNEX & RENOVATIONS

PBC Project No: 05125

ONYX Project No: 17005

Title

FOUNDATION PLAN

Sheet

S1.0

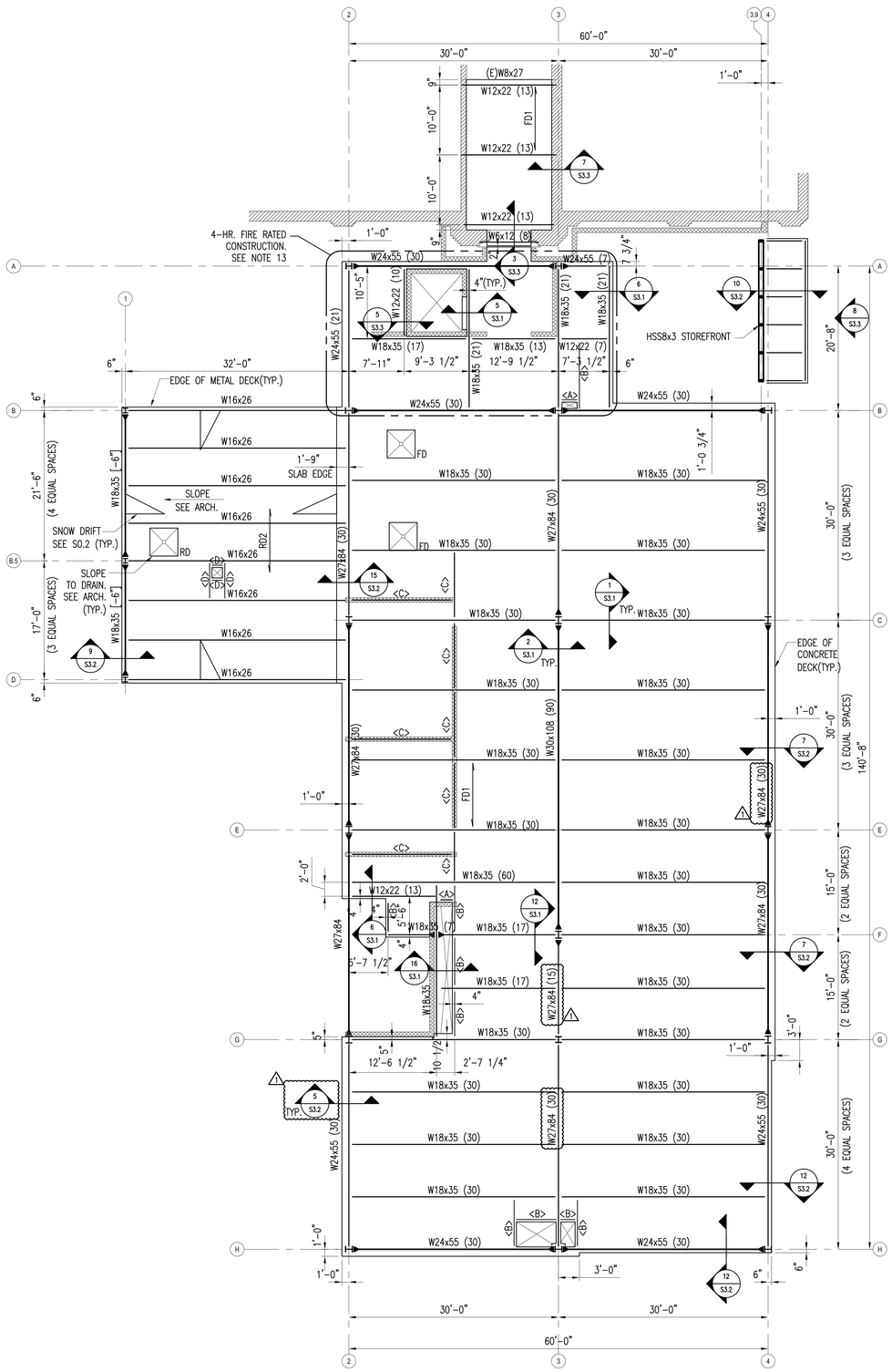

1 SECOND FLOOR FRAMING PLAN
1/8" = 1'-0"
S1.1

NOTES:

1. VERIFY ALL DIMENSIONS AND ELEVATIONS WITH ARCH. DWGS. PRIOR TO CONSTRUCTION.
2. SEE S0.1 FOR GENERAL STRUCTURAL NOTES.
3. FD1 1 1/2"x18 GA. GALV. COMPOSITE FLOOR DECK W/3 1/2" THICK CONCRETE (5" TOTAL THICKNESS) W/6X6 W1.4XW1.4 WWF. FOR TYPICAL SLAB-ON-DECK CONSTRUCTION & STEEL CONNECTIONS, SEE DWG S3.1.
4. T/SLAB EL. 113'-6".
5. RD2 1 1/2"x18 GA. GALV. WIDE RIB METAL ROOF DECK. CONT. OVER THREE SPANS MINIMUM. ATTACH TO ALL SUPPORTING MEMBERS WITH 5/8"ø PUDDLE WELDS AT 12" O.C. (6" O.C. AT PERIMETER). PROVIDE MIN. (3) #10 TEK SCREW SIDELAP FASTENER PER DECK SPAN.
6. TYPICAL T/STEEL EL. 113'-1" U.N.O.
7. COORDINATE EDGE OF CONCRETE SLAB AT STAIR SHAFT OPENING WITH STAIR MANUFACTURER TO ACCOMMODATE CLEARANCES AS INDICATED ON ARCH. DWGS. PLACE CONCRETE FILL IN THIS AREA AFTER STAIR ERECTION. CONNECT STAIR SUPPORT TO STEEL BEAM AS PIN CONNECTION (BY STAIR MANUFACTURER). SEE DETAIL 6/S3.1
8. IN CASES WHERE MECHANICAL AND ELECTRICAL EQUIPMENT LOADING LISTED ON THE MANUFACTURER'S PRODUCT DATA EXCEEDS DESIGN LOADS INDICATED ON DESIGN DRAWINGS, CONTRACTOR SHALL NOTIFY STRUCTURAL ENGINEER AND ARCHITECT PRIOR TO PROCEEDING WITH WORK.
9. <A> INDICATES W8x10 NON-COMPOSITE STEEL BEAM.
10. <B> INDICATES W12x19 NON-COMPOSITE STEEL BEAM.
11. <C> INDICATES W8x18 NON-COMPOSITE BEAM UNDER MASONRY PARTITION WALL.
12. <D> INDICATES L5x5x5/16. SEE DETAIL 3/S3.2 FOR ADDITIONAL INFORMATION.
13. FIRE-RESISTANCE RATING OF BUILDING ELEMENTS SHALL BE DETERMINED IN ACCORDANCE WITH THE TEST PROCEDURES SET FORTH IN ASTM E 119.

NON-LOAD BEARING MASONRY WALL

STEEL BEAM KEY PLAN:

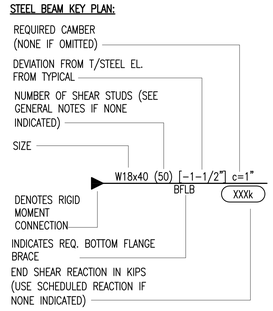

PUBLIC BUILDING COMMISSION
Chicago Public Schools

ESMOND ELEMENTARY SCHOOL ANNEX & RENOVATIONS

1865 WEST MONTVALE AVE.
CHICAGO IL 60643

CHICAGO PUBLIC SCHOOLS
CITY OF CHICAGO, MAYOR RAHM EMANUEL

Architect of Record:
ONYX Architectural Services Inc.
ADDRESS: 750 N. FRANKLIN #207
Chicago, Illinois 60654
PHONE: 312-787-2748
FAX: 312-787-2857
WEB: www.onyxchicago.com

Design Architect:
LEGAT ARCHITECTS
SUSTAINABILITY | PERFORMANCE | DESIGN
ADDRESS: 651 W Washington Blvd. #1
Chicago, Illinois 60661
PHONE: 312.258.9595
FAX: 312.258.1555
WEB: www.legat.com

KMI Engineering
223 W. Jackson Blvd, #1010
Chicago, IL
Structural Design Engineers

Terra Engineering LTD.
225 W. Ohio St, 4th Flr
Chicago, IL
Civil Design Engineers

Dynacepts Engineering, LTD
2250 East Devon Ave. Suite 218
Des Plaines, IL
MEPFP Design Engineers

Planning Resources, Inc.
402 W. Liberty Drive
Wheaton, IL
Landscape Architects

Mackesy and Associates
321 N Clark St, #500
Chicago, IL
Food Service Design Consultant

WARNING:
ASBESTOS-CONTAINING BUILDING MATERIALS ARE OR MAY BE PRESENT IN THIS BUILDING. AN ASBESTOS-MANAGEMENT PLAN IS AVAILABLE IN THE SCHOOL FOR REVIEW UPON REQUEST. NO PERSON MAY DISTURB ASBESTOS-CONTAINING MATERIALS UNLESS THAT PERSON IS A LICENSED ASBESTOS WORKEWR OR CONDUCTS SUCH WORK IN ACCORDANCE WITH SPECIFICATIONS CONTAINED IN THE PROJECT DOCUMENTS AND IN COMPLIANCE WITH ILLINOIS DEPARTMENT OF HEALTH RULES AND REGULATIONS

Issuance

MARK	DESCRIPTION	DATE
1	AOR PREVIEW	04.10.17
2	100% SD	04.24.17
3	SD TRANSFER	05.11.17
4	100% DD	06.02.17
5	60% CD	07.27.17
6	90% CD	09.07.17
7	100% OUT TO BID	10.26.17
1	ADDENDUM 1	11.13.17

PBC Project Name: ESMOND ELEMENTARY SCHOOL ANNEX & RENOVATIONS

PBC Project No: 05125

ONYX Project No: 17005

Title

SECOND FLOOR FRAMING PLAN

Sheet

S1.1

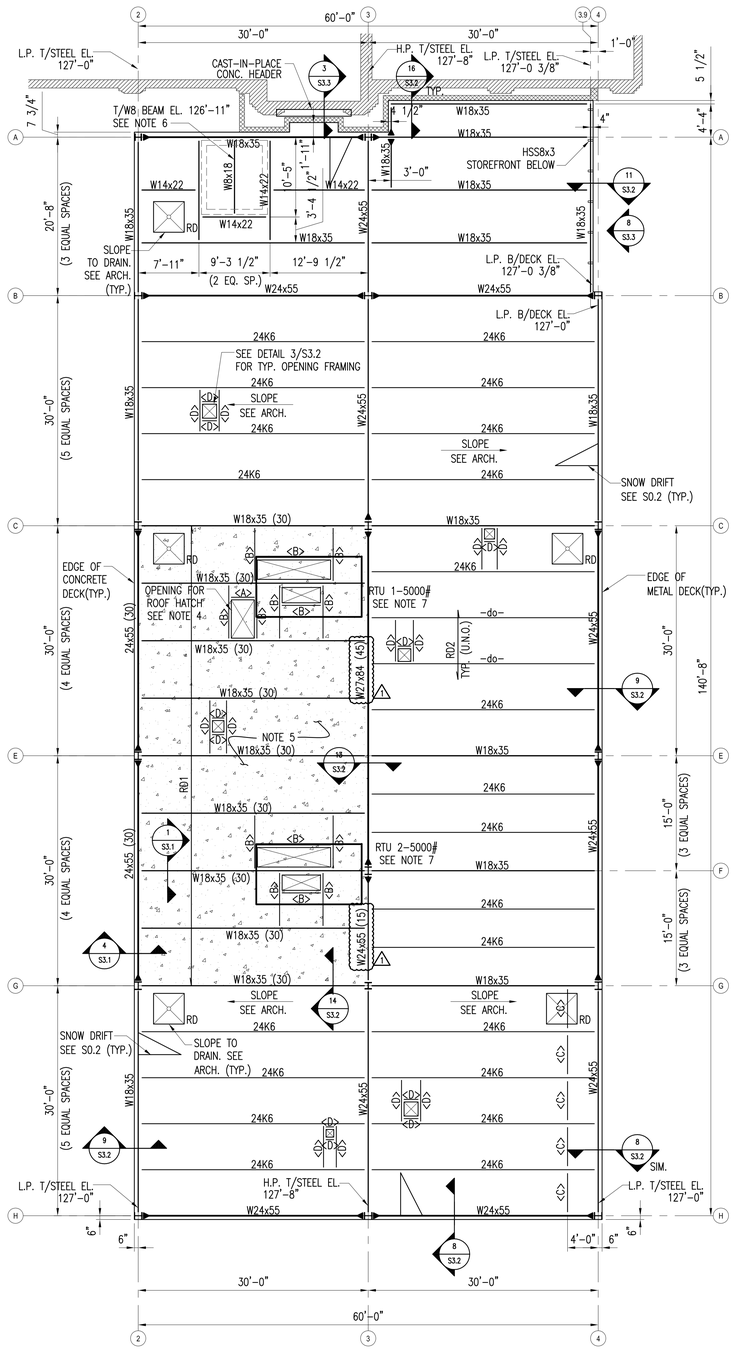

1 ROOF FRAMING PLAN
1/8" = 1'-0" S1.2

NOTES:

1. VERIFY ALL DIMENSIONS AND ELEVATIONS WITH ARCH. DWGS. PRIOR TO CONSTRUCTION.
2. SEE S0.1 FOR GENERAL STRUCTURAL NOTES.
3. _RD1_ 1 1/2"x18 GA. GALV. COMPOSITE FLOOR DECK W/ 3" THICK CONCRETE (4 1/2" TOTAL THICKNESS) W/6X6 W1.4XW1.4 WWF. T/SLAB EL. VARIES. FOR TYPICAL SLAB-ON-DECK CONSTRUCTION & STEEL CONNECTIONS, SEE DWG S3.1.

   _RD2_ 1 1/2"x18 GA. GALV. WIDE RIB METAL ROOF DECK. CONT. OVER THREE SPANS MINIMUM. ATTACH TO ALL SUPPORTING MEMBERS WITH 5/8"ø PUDDLE WELDS AT 12" O.C. (6" O.C. AT PERIMETER). PROVIDE MIN. (3) #10 TEK SCREW SIDELAP FASTENER PER DECK SPAN.
3. COORDINATE SIZE AND LOCATION OF ALL ROOF PENETRATIONS WITH ARCHITECTURAL AND MECHANICAL DRAWINGS.
4. 30'x 60' AREA DESIGNATED FOR ROOFTOP MECHANICAL EQUIPMENT.
6. COORDINATE T/BEAM W/ ELEVATOR CONTRACTOR.
7. IN CASES WHERE MECHANICAL AND ELECTRICAL EQUIPMENT LOADING LISTED ON THE MANUFACTURER'S PRODUCT DATA EXCEEDS DESIGN LOADS INDICATED ON DESIGN DRAWINGS, CONTRACTOR SHALL NOTIFY STRUCTURAL ENGINEER AND ARCHITECT PRIOR TO PROCEEDING WITH WORK.
8. <A> INDICATES W8x10 NON-COMPOSITE STEEL BEAM.
9. <B> INDICATES W12x19 NON-COMPOSITE STEEL BEAM.
10. <C> INDICATES L5x5x5/16 WELDED TO TOP CHORD @ WINDOWS ONLY. SEE DETAIL 8/S3.2 FOR ADDITIONAL INFORMATION.
11. <D> INDICATES L5x5x5/16. SEE DETAIL 3/S3.2 FOR ADDITIONAL INFORMATION.

NON-LOAD BEARING MASONRY WALL

ESMOND ELEMENTARY SCHOOL ANNEX & RENOVATIONS

1865 WEST MONTVALE AVE.
CHICAGO IL 60643

CHICAGO PUBLIC SCHOOLS
CITY OF CHICAGO, MAYOR RAHM EMANUEL

Architect of Record:
ONYX Architectural Services Inc.
ADDRESS: 750 N. FRANKLIN #207 Chicago, Illinois 60654
PHONE: 312-787-2748
FAX: 312-787-2857
WEB: www.onyxchicago.com

Design Architect:
LEGAT ARCHITECTS
SUSTAINABILITY | PERFORMANCE | DESIGN
ADDRESS: 651 W Washington Blvd. #1 Chicago, Illinois 60661
PHONE: 312.258.9595
FAX: 312.258.1555
WEB: www.legat.com

KMI Engineering
223 W. Jackson Blvd, #1010
Chicago, IL
Structural Design Engineers

Terra Engineering LTD.
225 W. Ohio St, 4th Flr
Chicago, IL
Civil Design Engineers

Dynacepts Engineering, LTD
2250 East Devon Ave. Suite 218
Des Plaines, IL
MEPFP Design Engineers

Planning Resources, Inc.
402 W. Liberty Drive
Wheaton, IL
Landscape Architects

Mackesy and Associates
321 N Clark St, #500
Chicago, IL
Food Service Design Consultant

WARNING:
ASBESTOS-CONTAINING BUILDING MATERIALS ARE OR MAY BE PRESENT IN THIS BUILDING. AN ASBESTOS-MANAGEMENT PLAN IS AVAILABLE IN THE SCHOOL FOR REVIEW UPON REQUEST. NO PERSON MAY DISTURB ASBESTOS-CONTAINING MATERIALS UNLESS THAT PERSON IS A LICENSED ASBESTOS WORKEWR OR CONDUCTS SUCH WORK IN ACCORDANCE WITH SPECIFICATIONS CONTAINED IN THE PROJECT DOCUMENTS AND IN COMPLIANCE WITH ILLINOIS DEPARTMENT OF HEALTH RULES AND REGULATIONS

Issuance

MARK	DESCRIPTION	DATE
1	AOR PREVIEW	04.10.17
2	100% SD	04.24.17
3	SD TRANSFER	05.11.17
4	100% DD	06.02.17
5	60% CD	07.27.17
6	90% CD	09.07.17
7	100% OUT TO BID	10.26.17
1	ADDENDUM 1	11.13.17

PBC Project Name: ESMOND ELEMENTARY SCHOOL ANNEX & RENOVATIONS

PBC Project No: 05125

ONYX Project No: 17005

Title

ROOF FRAMING PLAN

Sheet

S1.2

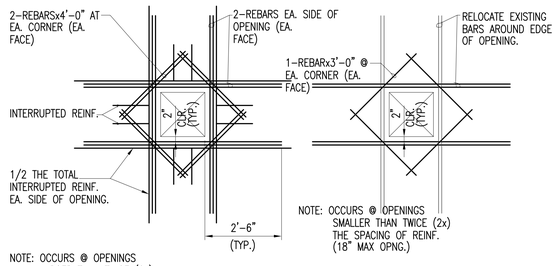

ALL REBAR SHALL BE SAME SIZE AS MAIN REINFORCING MEMBERS, U.N.O.

1 S2.2 ADDITIONAL REINFORCING AT WALL OPENINGS
N.T.S.

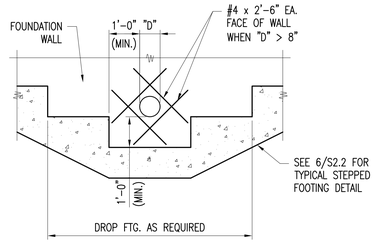

NOTES:
1. STEP FOOTING DOWN WHERE MINIMUM DIMENSIONS CANNOT BE MAINTAINED. SEE STEPPED FOOTING DETAIL.
2. SEE MEP DRAWINGS FOR EXACT SIZE, LOCATION, AND INVERT ELEVATION.

2 S2.2 TYP. WALL SLEEVE DETAIL
N.T.S.

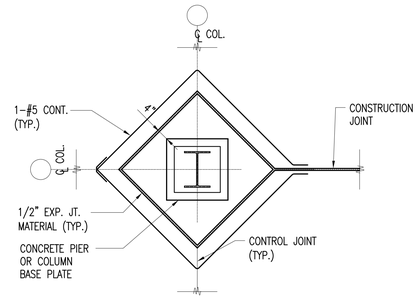

3 S2.2 TYPICAL SLAB ISOLATION DETAIL
1/2"=1'-0"

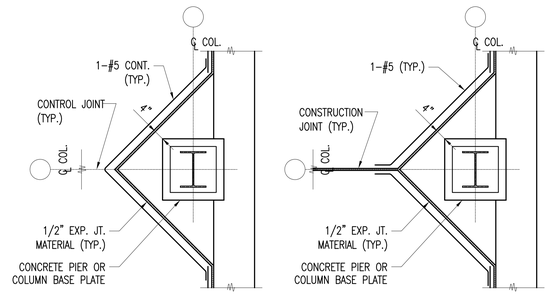

4 S2.2 TYPICAL SLAB ISOLATION DETAIL
1/2"=1'-0"

NOTE:
1. SEE CONCRETE PIER SCHEDULE FOR SIZE AND REINFORCEMENT REQUIREMENTS OF PIERS.
2. DETAILER SHALL CONFIGURE TIES PER LATEST ACI CRITERIA AND COORDINATE TIE LAYOUT SO AS NOT TO CONFLICT WITH ANCHOR BOLT LAYOUT.
3. HORIZONTAL AND VERTICAL REINFORCEMENT SHALL BE CONTINUOUS THROUGH PIER.
4. SEE SCHEDULE THIS SHEET.

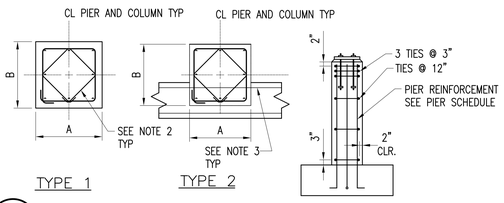

5 S2.2 TYPICAL PIER REINFORCEMENT
N.T.S.

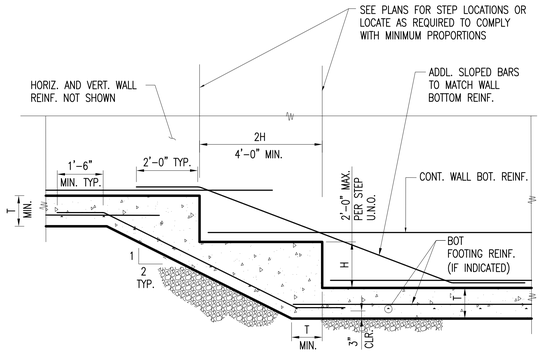

6 S2.2 TYPICAL STEPPED FOOTING
1/2"=1'-0"

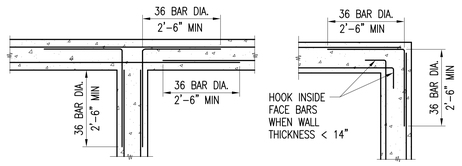

NOTE: CORNER BAR SIZE AND SPACING, SAME AS HORIZONTAL REINFORCING

7 S2.2 TYP. WALL CORNER DETAIL FOR HORIZONTAL REINF.
N.T.S.

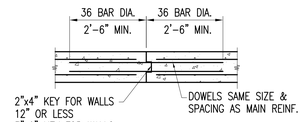

NOTE: REINFORCING CONTINUOUS THRU CONSTRUCTION JOINTS.

8 S2.2 TYP. DETAIL OF WALL VERT. CONSTRUCTION JT.
N.T.S.

MAX. MSRY WALL HEIGHT = 7'-6"

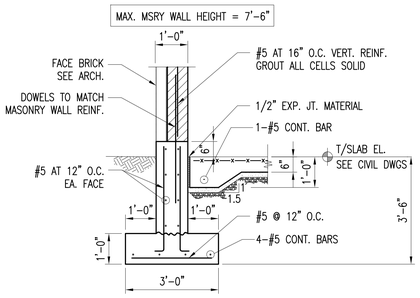

REFERENCE SHEET S4.1 FOR ADDITIONAL MASONRY WALL DETAILS

ALL REBARS SHALL BE EPOXY COATED. ALL MASONRY ACCESORIES SHALL BE HOT-DIP GALVANIZED OR STAINLESS STEEL.

9 S2.2 TRASH ENCLOSURE WALL DETAIL
N.T.S.

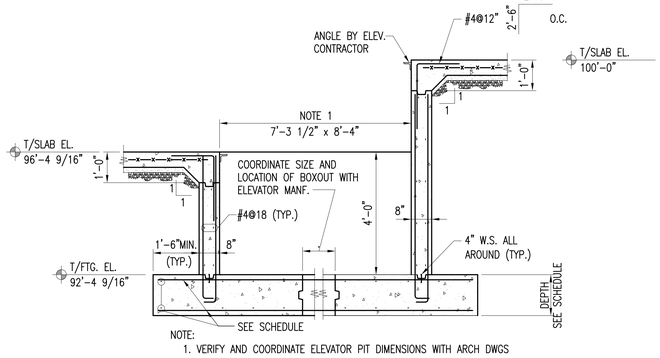

NOTE:
1. VERIFY AND COORDINATE ELEVATOR PIT DIMENSIONS WITH ARCH DWGS

10 S2.2 SECTION AT ELEVATOR PIT
1/2"=1'-0"

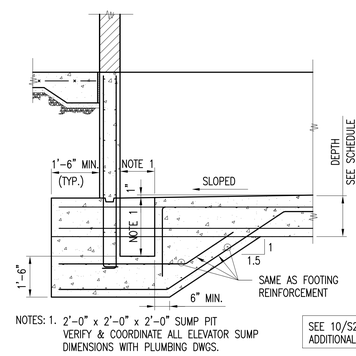

NOTES: 1. 2'-0" x 2'-0" x 2'-0" SUMP PIT VERIFY & COORDINATE ALL ELEVATOR SUMP DIMENSIONS WITH PLUMBING DWGS.

SEE 10/S2.2 FOR ADDITIONAL NOTES.

11 S2.2 SECTION AT ELEVATOR SUMP
1/2"=1'-0"

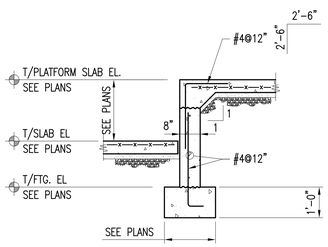

12 S2.2 SECTION
1/2"=1'-0"

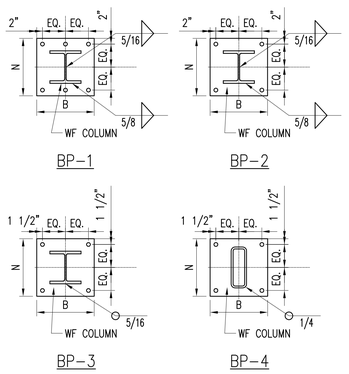

13 S2.2 COLUMN BASE PLATE DETAILS
N.T.S.

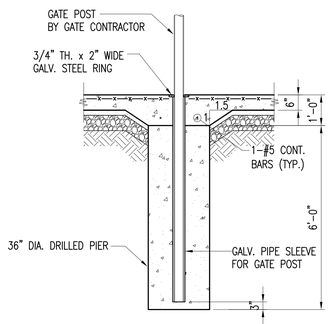

14 S2.2 SECTION AT GATE POST
1/2"=1'-0"

FOOTING SCHEDULE

Psoil = 4,000 PSF
f'c = 4,000 PSI
fy = 60,000 PSI

FOOTING MARK	SIZE			BOT REINF		TOP REINF.	
	WIDTH	LENGTH	DEPTH	LONG. SIDE	SHORT SIDE	LONG. SIDE	SHORT SIDE
F5.0	5'-0"	5'-0"	1'-0"	6-#7	6-#7		
F6.0	6'-0"	6'-0"	1'-0"	7-#7	7-#7		
F7.0	7'-0"	7'-0"	1'-3"	8-#7	8-#7		
F8.0	8'-0"	8'-0"	1'-6"	9-#7	9-#7	9-#7	9-#7
F10.0	10'-0"	10'-0"	2'-0"	11-#7	11-#7		
F11.0	11'-0"	11'-0"	2'-0"	12-#7	12-#7	12-#7	12-#7

CONCRETE PIER SCHEDULE

PIER MARK	TYPE	SIZE A x B	REINFORCEMENT	
			VERTICAL	TIES
P1	1	26"x26"	(8)-#7	#3 @ 12"
P2	2	26"x26"	(8)-#7	#3 @ 12"
P3	2	22"x22"	(8)-#7	#3 @ 12"
P4	2	18"x18"	(4)-#7	#3 @ 12"

NOTES:
1. SEE FOUNDATION PLANS AND DETAILS FOR TOP OF PIER ELEVATIONS.
2. SEE FOUNDATION WALL SECTIONS FOR WALL REINFORCEMENT.
3. FOR TYP. INTERIOR CONC. PIER AT FOOTING SEE SECT. 13/S2.1
4. DASHED LINE ON PIER DETAILS INDICATES LIMITS OF DEPRESSED AREA FOR COLUMN BASE. FILL ALL POCKETS WITH CONCRETE AFTER THE STEEL FRAME IS ERECTED AND PLUMB.
5. SEE 5/S2.2 FOR DETAILS

COLUMN SCHEDULE

Fy = 50 KSI UNO

COLUMN MARK / LEVEL	C1	C2	C3	C4	C5 (46 KSI)
MAIN ROOF					
SECOND FLOOR	W12x72	W12x72	W8x35	W8x35	HSS8x3x1/4
FIRST FLOOR					
BASE PLATE TYPE	BP-1	BP-2	BP-3	BP-3	BP-4
BASE PLATE t x N x B	1 3/4"x20"x20"	1 1/2"x20"x20"	1"x16"x16"	1"x16"x16"	3/4"x12"x12"
ANCHOR BOLTS	(6) 1 3/8"ø	(4) 1"ø	(4) 3/4"ø	(4) 3/4"ø	(4) 3/4"ø

ESMOND ELEMENTARY SCHOOL ANNEX & RENOVATIONS

1865 WEST MONTVALE AVE.
CHICAGO IL 60643

CHICAGO PUBLIC SCHOOLS
CITY OF CHICAGO, MAYOR RAHM EMANUEL

Architect of Record:
ONYX Architectural Services Inc.
ADDRESS: 750 N. FRANKLIN #207 Chicago, Illinois 60654
PHONE: 312-787-2748
FAX: 312-787-2857
WEB: www.onyxchicago.com

Design Architect:
LEGAT ARCHITECTS
SUSTAINABILITY | PERFORMANCE | DESIGN
ADDRESS: 651 W Washington Blvd. #1 Chicago, Illinois 60661
PHONE: 312.258.9595
FAX: 312.258.1555
WEB: www.legat.com

KMI Engineering
223 W. Jackson Blvd, #1010
Chicago, IL
Structural Design Engineers

Terra Engineering LTD.
225 W. Ohio St, 4th Flr
Chicago, IL
Civil Design Engineers

Dynacepts Engineering, LTD
2250 East Devon Ave. Suite 218
Des Plaines, IL
MEPFP Design Engineers

Planning Resources, Inc.
402 W. Liberty Drive
Wheaton, IL
Landscape Architects

Mackesy and Associates
321 N Clark St, #500
Chicago, IL
Food Service Design Consultant

WARNING:
ASBESTOS-CONTAINING BUILDING MATERIALS ARE OR MAY BE PRESENT IN THIS BUILDING. AN ASBESTOS-MANAGEMENT PLAN IS AVAILABLE IN THE SCHOOL FOR REVIEW UPON REQUEST. NO PERSON MAY DISTURB ASBESTOS-CONTAINING MATERIALS UNLESS THAT PERSON IS A LICENSED ASBESTOS WORKEWR OR CONDUCTS SUCH WORK IN ACCORDANCE WITH SPECIFICATIONS CONTAINED IN THE PROJECT DOCUMENTS AND IN COMPLIANCE WITH ILLINOIS DEPARTMENT OF HEALTH RULES AND REGULATIONS

Issuance

MARK	DESCRIPTION	DATE
1	AOR PREVIEW	04.10.17
2	100% SD	04.24.17
3	SD TRANSFER	05.11.17
4	100% DD	06.02.17
5	60% CD	07.27.17
6	90% CD	09.07.17
7	100% OUT TO BID	10.26.17
1	ADDENDUM 1	11.13.17

PBC Project Name: ESMOND ELEMENTARY SCHOOL ANNEX & RENOVATIONS

PBC Project No: 05125

ONYX Project No: 17005

Title

FOUNDATION SECTIONS & DETAILS

Sheet

S2.2

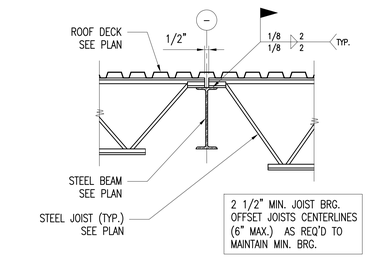

1 / S3.2 TYP. JOIST BRG. AT BEAM
3/4"=1'-0"

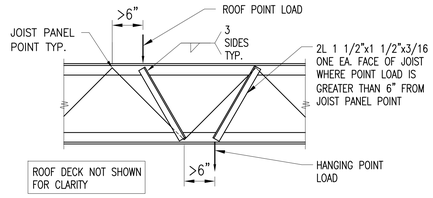

2 / S3.2 TYP. DETAIL AT JOIST POINT LOAD
1"=1'-0"

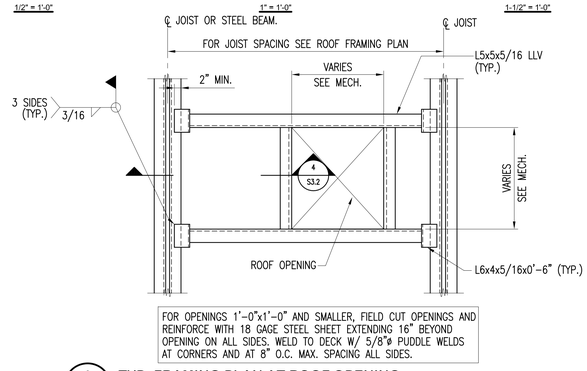

3 / S3.2 TYP. FRAMING PLAN AT ROOF OPENING
N.T.S.

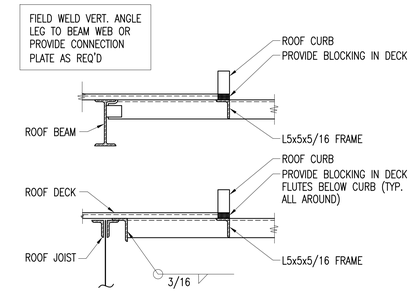

4 / S3.2 TYP. SECTION AT ROOF OPENING
3/4"=1'-0"

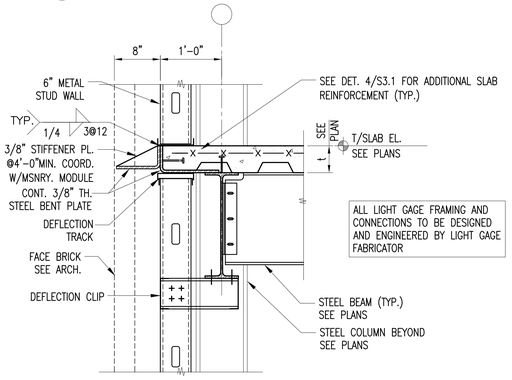

5 / S3.2 TYP. SLAB EDGE DETAIL
1"=1'-0"

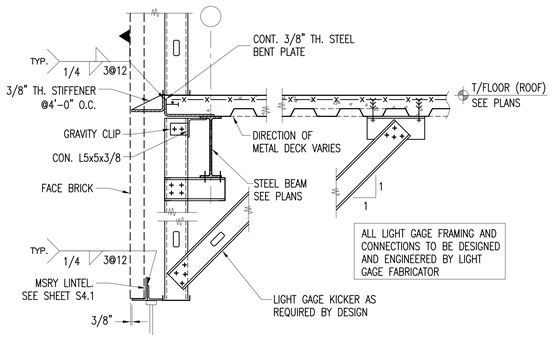

6 / S3.2 TYP. SECTION AT OPENINGS UP TO 8'-0"
3/4"=1'-0"

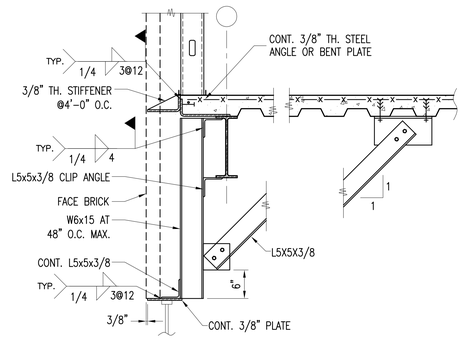

7 / S3.2 TYP. SECTION AT OPENINGS OVER 8'-0" AT SECOND FL.
3/4"=1'-0"

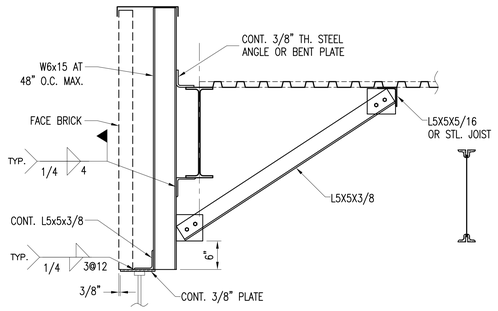

8 / S3.2 SECTION AT OPENINGS OVER 8'-0" AT ROOF LEVEL
3/4"=1'-0"

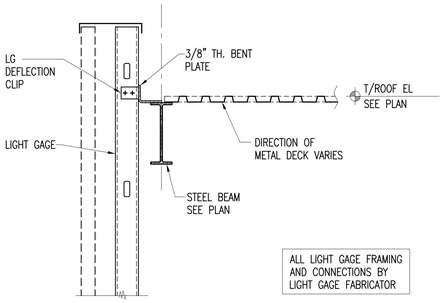

9 / S3.2 TYP. SECTION AT ROOF EDGE
3/4"=1'-0"

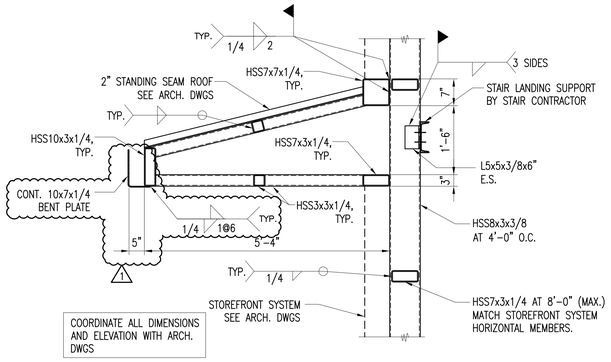

10 / S3.2 SECTION AT CANOPY
3/4"=1'-0"

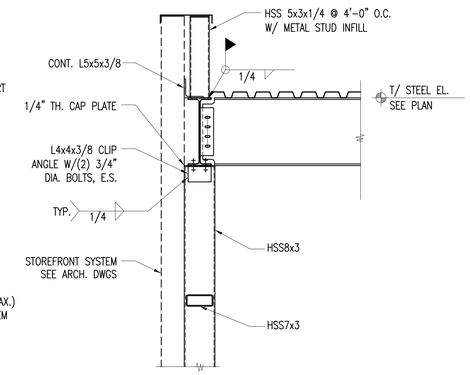

11 / S3.2 SECTION
N.T.S.

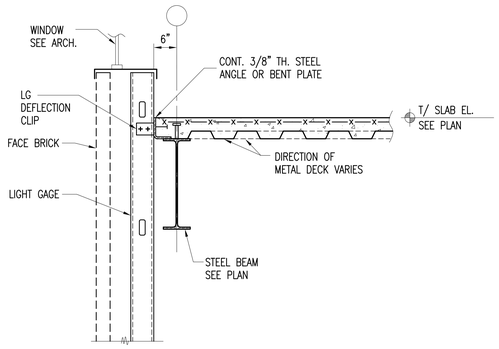

12 / S3.2 SECTION
3/4"=1'-0"

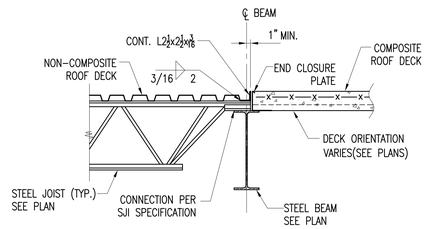

13 / S3.2 SECTION
3/4"=1'-0"

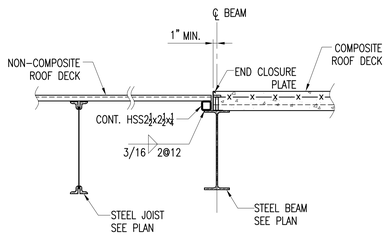

14 / S3.2 SECTION
3/4"=1'-0"

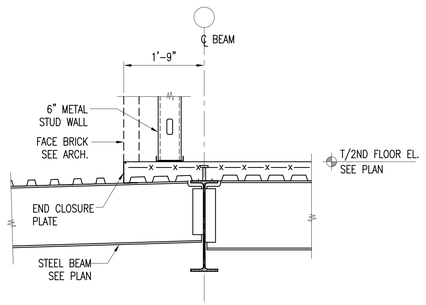

15 / S3.2 SECTION AT LOW ROOF
3/4"=1'-0"

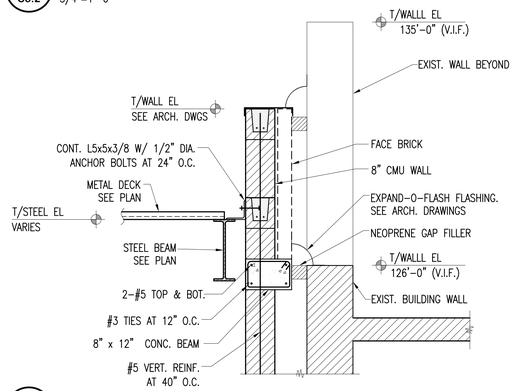

16 / S3.2 SECTION AT EXIST. BUILDING
3/4"=1'-0"

ESMOND ELEMENTARY SCHOOL ANNEX & RENOVATIONS

1865 WEST MONTVALE AVE.
CHICAGO IL 60643

CHICAGO PUBLIC SCHOOLS
CITY OF CHICAGO, MAYOR RAHM EMANUEL

Architect of Record:
ONYX Architectural Services Inc.
ADDRESS: 750 N. FRANKLIN #207, Chicago, Illinois 60654
PHONE: 312-787-2748
FAX: 312-787-2857
WEB: www.onyxchicago.com

Design Architect:
LEGAT ARCHITECTS
SUSTAINABILITY | PERFORMANCE | DESIGN
ADDRESS: 651 W Washington Blvd. #1, Chicago, Illinois 60661
PHONE: 312.258.9595
FAX: 312.258.1555
WEB: www.legat.com

KMI Engineering
223 W. Jackson Blvd, #1010
Chicago, IL
Structural Design Engineers

Terra Engineering LTD.
225 W. Ohio St, 4th Flr
Chicago, IL
Civil Design Engineers

Dynacepts Engineering, LTD
2250 East Devon Ave. Suite 218
Des Plaines, IL
MEPFP Design Engineers

Planning Resources, Inc.
402 W. Liberty Drive
Wheaton, IL
Landscape Architects

Mackesy and Associates
321 N Clark St, #500
Chicago, IL
Food Service Design Consultant

WARNING:
ASBESTOS-CONTAINING BUILDING MATERIALS ARE OR MAY BE PRESENT IN THIS BUILDING. AN ASBESTOS-MANAGEMENT PLAN IS AVAILABLE IN THE SCHOOL FOR REVIEW UPON REQUEST. NO PERSON MAY DISTURB ASBESTOS-CONTAINING MATERIALS UNLESS THAT PERSON IS A LICENSED ASBESTOS WORKEWR OR CONDUCTS SUCH WORK IN ACCORDANCE WITH SPECIFICATIONS CONTAINED IN THE PROJECT DOCUMENTS AND IN COMPLIANCE WITH ILLINOIS DEPARTMENT OF HEALTH RULES AND REGULATIONS

Issuance

MARK	DESCRIPTION	DATE
1	AOR PREVIEW	04.10.17
2	100% SD	04.24.17
3	SD TRANSFER	05.11.17
4	100% DD	06.02.17
5	60% CD	07.27.17
6	90% CD	09.07.17
7	100% OUT TO BID	10.26.17
1	ADDENDUM 1	11.13.17

PBC Project Name: ESMOND ELEMENTARY SCHOOL ANNEX & RENOVATIONS
PBC Project No: 05125
ONYX Project No: 17005

Title
SECTIONS & DETAILS

Sheet
S3.2

1/32" = 1'-0" | 1/16" = 1'-0" | 1/8" = 1'-0" | 1/4" = 1'-0" | 1/2" = 1'-0" | 1" = 1'-0" | 1-1/2" = 1'-0" | 3" = 1'-0" | 6" = 1'-0"

TAG	TYPE	MANUFACTURER	CATALOG NO#	
OS1	OS1	ABL–nLIGHT	NCM PDT 10 RJB	
PP1	PP1	ABL–nLIGHT	NPP16	
SW5	SW5	ABL–nLIGHT	NPODM 2P DX WH	
SW2	SW2	ABL–nLIGHT	NPODM WH	
SW4	SW4	ABL–nLIGHT	NPODM 2P WH	
SW3	SW3	ABL–nLIGHT	NPODM DX WH	
DP1	DP1	ABL–nLIGHT	NPP16 D	
DP1	SO1	ABL–SENSOR SWITCH	WSX PDT SA WH	
BG1	BG1	ABL–nLIGHT	NBRG 8 KIT	
SW6	SW6	ABL–nLIGHT	NPODM 4S DX WH	
PC1	PC1	ABL–nLIGHT	NCM AD CX RJB10	
SW1	SW1	ABL–nLIGHT	NPOD KEY WH	
SC1	SC1	ABL–nLIGHT	NECY 120	

1

LIGHTING SEQUENCE OF OPERATIONS

SPACE	ROOM NUMBERS	OCCUPANCY SENSOR: VACANCY MODE (MANUEL ON)	OCCUPANCY SENSOR: OCCUPANCY MODE (AUTO ON)	OCCUPANCY SENSOR: SENSOR TIME OUT PERIOD (IN MINUTES)	OCCUPANCY SENSOR: HIGH/LOW OPERATION: OCCUPIED:100%/VACANT:30%	TIME CLOCK: SCHEDULED ON AT	TIME CLOCK: SCHEDULED OFF AT	TIME CLOCK: OVERRIDE SWITCH (2 HOUR)	WALL SWITCH: ON/OFF ONLY	WALL SWITCH: DIMMER SWITCH	WALL SWITCH: KEY SWITCH	WALL SWITCH: SCENE SWITCH	WALL SWITCH: GRAPHICAL WALL STATION	DAYLIGHT SENSOR: INDOOR–ON/OFF ONLY	DAYLIGHT SENSOR: INDOOR–DIMMING	DAYLIGHT SENSOR: LIGHT LEVEL MAINTAINED AT (IN FOOTCANDLES @2'–6" A.F.F.)	DAYLIGHT SENSOR: EXTERIOR PHOTOCELL–ON/OFF OR TIMER SWITCH
VESTIBULE	100		X	10	X	8:00AM	6:00PM				X						
ENTRY	101		X	10	X	8:00AM	6:00PM				X						
4–HOUR VESTIBULE	102		X	10	X	8:00AM	6:00PM				X						
ELEVATOR VESTIBULE	103		X	10	X	8:00AM	6:00PM				X						
BUILDING/ENGINEER STORAGE	104	X		10						X							
ADMIN	105	X		10						X							
JAN	106		X	10	X				X								
UNISEX	107		X	10					X								
MECHANICAL	108								X								
BOYS	109		X	10					X								
GIRLS	110		X	10					X								
ELECTRICAL	111								X								
COMPUTER CLASSROOM	112	X		10						X						X	
TABLE STORAGE	113		X	10					X								
DINING ROOM	114		X	10					X							X	
SERVERY	115	X		10					X							X	
HYBRID KITCHEN	116	X		10					X								
KITCHEN TLT	117		X	10	X												
KITCHEN OFFICE	118	X		10						X							
DRY STORAGE	119		X	10					X								
LOCKER CORRIDOR–1	CORRIDOR		X	10	X	8:00AM	6:00PM		X								
STAIRS 1–1	STAIRS					8:00AM	6:00PM	X	X		X						
STAIRS 1–2	STAIRS					8:00AM	6:00PM	X	X		X						
4–HOUR VESTIBULE	201		X	10	X	8:00AM	6:00PM		X		X						
GIRLS	202		X	10					X								
BOYS	203		X	10					X								
ART CLASSROOM	204	X		10						X						X	
BUILDING STORAGE	205								X								
ART CLOSET	206								X								
KILN	207								X								
CLOSET	208								X								
MDF	209								X								
SCIENCE CLASSROOM	210	X		10						X						X	
LIBRARY	211	X		10						X						X	
CLASSROOM	212	X		10						X						X	
ELEVATOR MACHINE ROOM	213								X								
LOCKER CORRIDOR–2	CORRIDOR		X	10	X	8:00AM	6:00PM		X		X						
STAIRS 2–1	STAIRS					8:00AM	6:00PM	X	X		X						
STAIRS 2–2	STAIRS					8:00AM	6:00PM	X	X		X						
CANOPY LIGHTS																	X
EXTERIOR WALL LIGHTS																	X

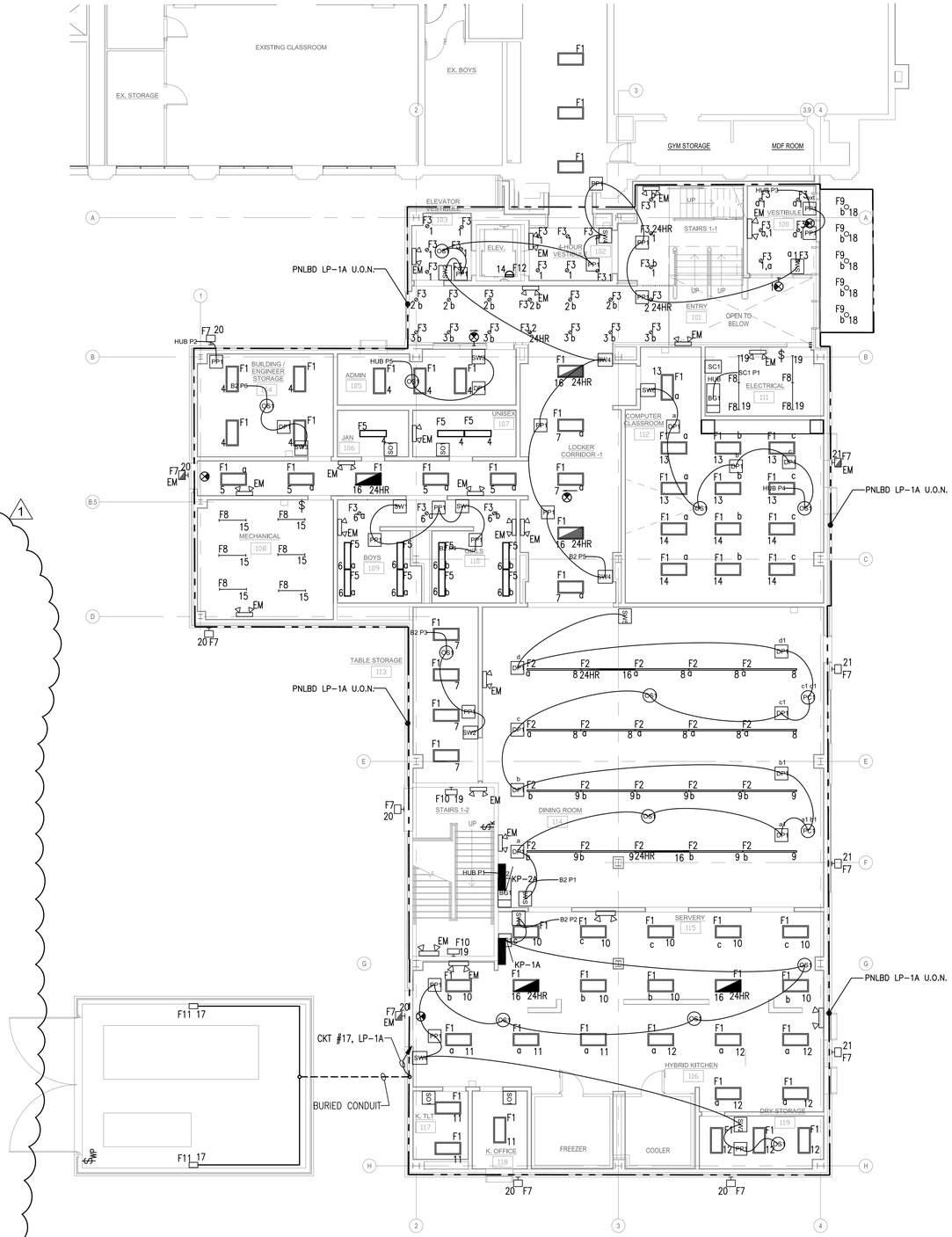

1 FIRST FLOOR ELECTRICAL LIGHTING PLAN ANNEX
1/8" = 1'-0"

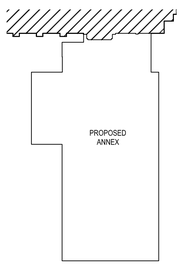

PUBLIC BUILDING COMMISSION
Chicago Public Schools

ESMOND ELEMENTARY SCHOOL ANNEX & RENOVATIONS

1865 WEST MONTVALE AVE.
CHICAGO IL 60643

CHICAGO PUBLIC SCHOOLS
CITY OF CHICAGO, MAYOR RAHM EMANUEL

Architect of Record:
ONYX Architectural Services Inc.
ADDRESS: 750 N. FRANKLIN #207 Chicago, Illinois 60654
PHONE: 312-787-2748
FAX: 312-787-2857
WEB: www.onyxchicago.com

Design Architect:
LEGAT ARCHITECTS
SUSTAINABILITY | PERFORMANCE | DESIGN
ADDRESS: 651 W Washington Blvd. #1 Chicago, Illinois 60661
PHONE: 312.258.9595
FAX: 312.258.1555
WEB: www.legat.com

KMI Engineering
223 W. Jackson Blvd, #1010
Chicago, IL
Structural Design Engineers

Terra Engineering LTD.
225 W. Ohio St, 4th Flr
Chicago, IL
Civil Design Engineers

Dynacepts Engineering, LTD
2250 East Devon Ave. Suite 218
Des Plaines, IL
MEPFP Design Engineers

Planning Resources, Inc.
402 W. Liberty Drive
Wheaton, IL
Landscape Architects

Mackesy and Associates
321 N Clark St, #500
Chicago, IL
Food Service Design Consultant

WARNING:
ASBESTOS-CONTAINING BUILDING MATERIALS ARE OR MAY BE PRESENT IN THIS BUILDING. AN ASBESTOS-MANAGEMENT PLAN IS AVAILABLE IN THE SCHOOL FOR REVIEW UPON REQUEST. NO PERSON MAY DISTURB ASBESTOS-CONTAINING MATERIALS UNLESS THAT PERSON IS A LICENSED ASBESTOS WORKEWR OR CONDUCTS SUCH WORK IN ACCORDANCE WITH SPECIFICATIONS CONTAINED IN THE PROJECT DOCUMENTS AND IN COMPLIANCE WITH ILLINOIS DEPARTMENT OF HEALTH RULES AND REGULATIONS

Issuance

MARK	DESCRIPTION	DATE
1	AOR PREVIEW	04.10.17
2	100% SD	04.24.17
3	SD TRANSFER	05.11.17
4	100% DD	06.02.17
5	60% CD	07.27.17
6	90% CD	09.07.17
7	100% OUT TO BID	10.17.17
8	ISSUED FOR BID	10.26.17
1	ADDENDUM NO #1	11.14.17

PBC Project Name: ESMOND ELEMENTARY SCHOOL ANNEX & RENOVATIONS

PBC Project No: 05125

ONYX Project No: 17005

Title

FIRST FLOOR ELECTRICAL LIGHTING PLAN ANNEX

Sheet

E2.1