


GENERAL NOTES:

1. GLASS & STAINLESS STEEL BALANCED ENTRY DOOR WITH OVERHEAD DOOR OPERATOR
2. FOOT GRILLE WITH DRAIN REFER TO PLUMBING DRAWINGS
3. CUSTOM MILLWORK DISPLAY CASE W/ INTERNAL FLUORESCENT SIDE LIGHTING
4. TACKBOARD/LITERATURE RACK WITH CUSTOM MILLWORK TRIM
5. THEFT DETECTION GATES
6. MODULAR CIRCULATION CONTROL DESK/ REFERENCE DESK
7. METAL SHELVING WITH METAL END PANELS AND MILLWORK TOPS (REF A16.1, A11.2)
8. LADDER TO ROOF
9. LOCKERS (1 LOCKER TO MEET ACCESSIBILITY REQUIREMENTS)
10. PLASTIC LAMINATE COUNTERTOP W/ SINK & PL. LAM. BASE & WALL CABINETS (REF. A10.2)
11. LATERAL MOBILE STORAGE SHELVING
12. WOOD EDGED MILLWORK WORK COUNTER W/ MOBILE PEDESTAL STORAGE & WALL-MTD. PLASTIC LAMINATE VENEERED CABINETS (REF. A10.2)
13. BASE AND WALL CABINETS WITH QUARTZ COUNTERTOP & SINK (REF. A10.2)
14. WOOD STUD FRAMING WITHIN 18" OF THEFT DETECTION GATES (BOTH SIDES)
15. DOOR KEY CABINET
16. FABRIC WRAPPED TACKABLE ACOUSTICAL PANELS, FWC-3 ABOVE BOOK SHELVING (REF. A10.1)
17. MILLWORK WOOD EDGED TOP WITH LINOLEUM INSET (REF. A10.2)
18. DOOR OPERATOR WALL PUSHPAD
19. 12" x 12" ACCESS PANEL FOR CLEANOUT
20. MILLWORK SHELVING AT WINDOWS TYPICAL, SEE 5/A10.1 FOR LOCATION OF DIVIDER TYPE MILLWORK SHELVING
21. 30" x 30" ACCESS PANEL FOR MANIFOLD
22. 6" HOUSEKEEPING PAD
23. ALL FIRE EXTINGUISHER CABINETS PLACED IN RATED WALLS PER GO.5 TO BE RATED CABINETS
24. TIMECLOCK REFER TO ELECTRICAL
25. ACCESSIBLE LOCKER LOCATION
26. WALL GUARD STRIPS TO BE PROVIDED WHERE INDICATED

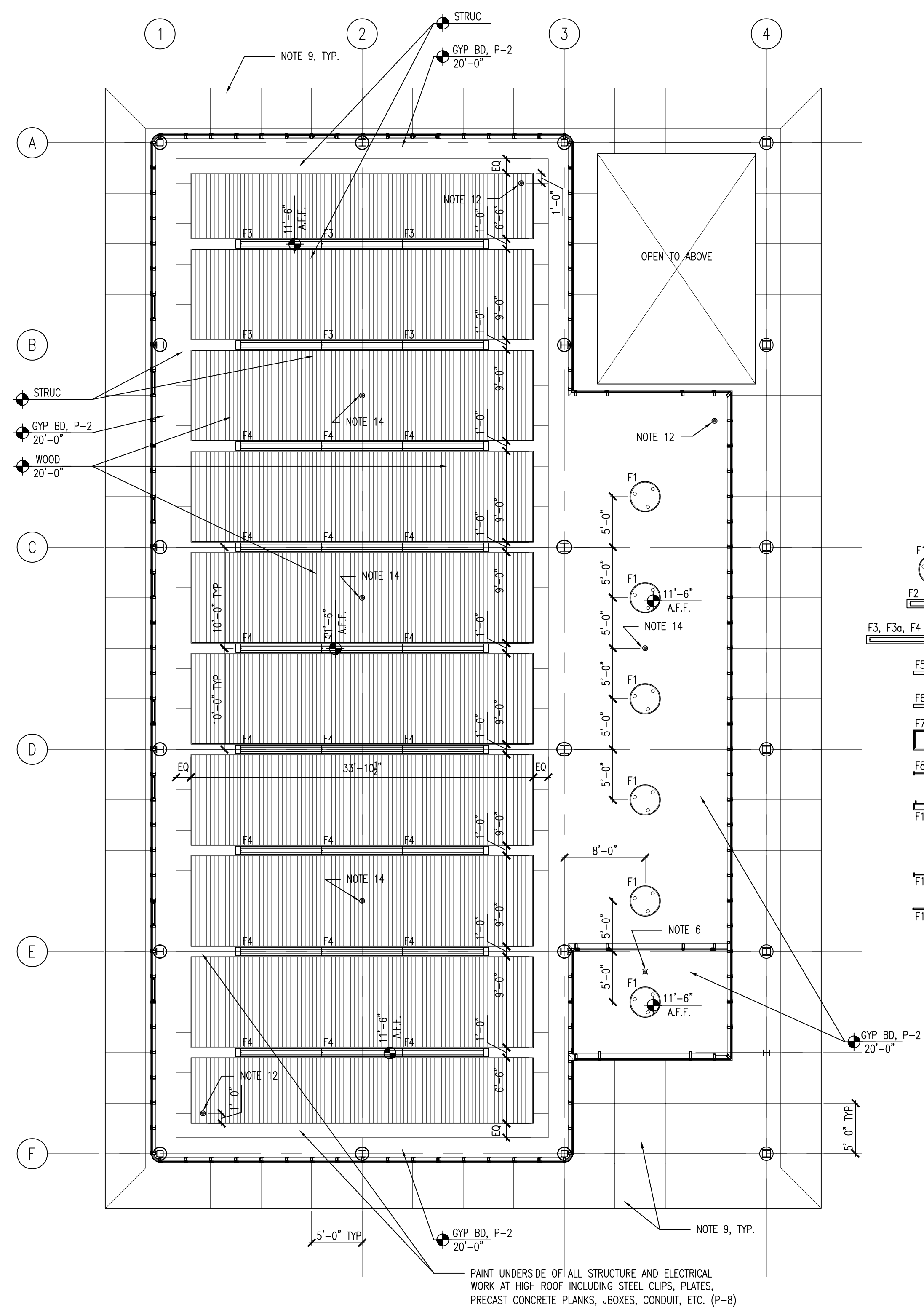
1 FLOOR PLAN
SCALE: 1/8" = 1'-0"
FIRST FLOOR



Mark	Description	Date
10	ADDENDUM 03	09.22.09
8	ADDENDUM 01	09.15.09
7	RE-ISSUE FOR BID	08.24.09
6	BID	07.23.09
5	PERMIT	07.01.09
4	60% CD REVIEW	05.29.09
3	DESIGN DEVELOPMENT	04.15.09
2	SCHEMATIC DESIGN	03.09.09
1	CONCEPTUAL DESIGN	02.19.09

PBC Project Name: Greater Grand Crossing Branch Library
PBC Project No.: 08060
ACR Project No.: 08350

Title:
FIRST FLOOR PLAN



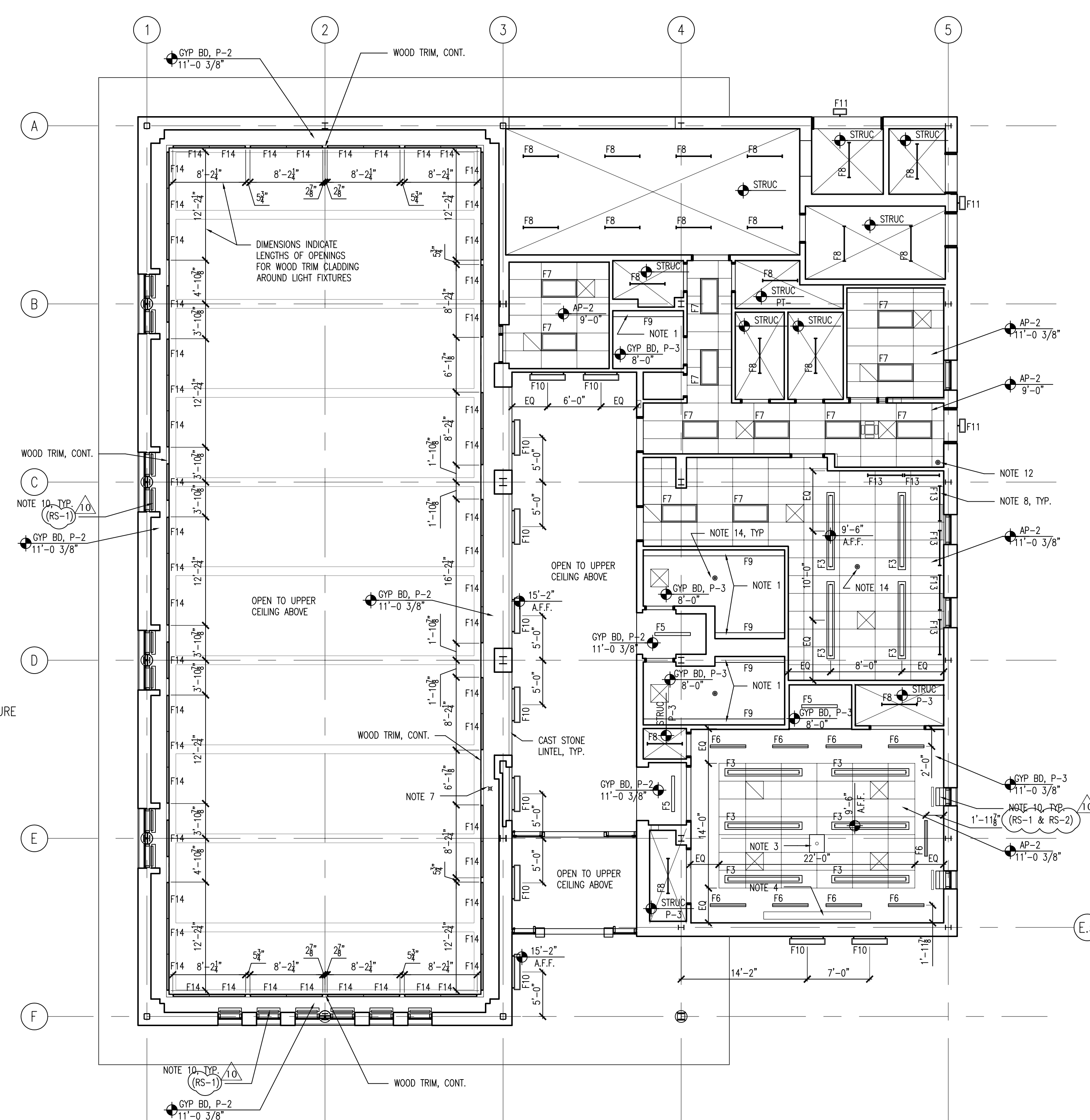
2 REFLECTED CEILING PLAN
SCALE: 1/8" = 1'-0"
@ UPPER CEILINGS

GENERAL NOTES:

- A. UNLESS INDICATED OTHERWISE, ALL CEILING-INSTALLED FIXTURES SHALL BE LOCATED CENTERED WITHIN GRIDS, OR WITHIN SPACES.
1. LIGHTING COVE
2. (NOT USED)
3. CLG-MTD. PROJECTOR
4. RETRACTABLE PROJECTION SCREEN
5. (NOT USED)
6. PEOPLE COUNTER SENSOR
7. WI-FI TRANSMITTER ANTENNA
8. FIXTURES @ WALL CABINETS
9. COATED ALUMINUM PANELS
10. MANUAL ROLLER SHADE IN RECESSED POCKET
11. (NOT USED)
12. SECURITY CAMERA
13. SECURITY SYSTEM MOTION DETECTOR
14. SMOKE DETECTOR

SYMBOL KEY:

- F1 DECORATIVE PENDANT FLUORESCENT FIXTURE
- F2 LINEAR PENDANT FLUORESCENT FIXTURE (4')
- F3a, F4 LINEAR PENDANT FLUORESCENT FIXTURE (8')
- F5 RECESSED FLUORESCENT SLOT FIXTURE
- F6 RECESSED FLUORESCENT WALLWASHER
- F7 RECESSED FLUORESCENT TROFFER FIXTURE
- F8 STRIP FLUORESCENT FIXTURE
- F10 WALL-MOUNTED ASYMMETRIC FLUORESCENT FIXTURE
- F11 WALL-MOUNTED CUT-OFF FIXTURE
- F13 UNDER-CABINET FLUORESCENT FIXTURE
- F14 SURFACE-MOUNT FLUORESCENT FIXTURE



1 REFLECTED CEILING PLAN
SCALE: 1/8" = 1'-0"
@ LOWER CEILINGS

Mark	Description	Date
ADDENDUM 03		09.22.09
ADDENDUM 01		09.15.09
7	RE-ISSUE FOR BID	08.24.09
6	BID	07.23.09
5	PERMIT	07.01.09
4	60% CD REVIEW	05.29.09
3	DESIGN DEVELOPMENT	04.15.09
2	SCHEMATIC DESIGN	03.09.09

PBC Project Name: Greater Grand Crossing Branch Library
PBC Project No.: 08060
ACR Project No.: 08350

Title:
REFLECTED CEILING PLAN

Sheet
A2.1