

OVE W/ FLUORESCENT
S STAGGERED @ SOFFIT

6.6

VENEER PANEL #2
W/ CLEATS TYP.

1" INSUL. CLEAR GLAZING

GYP. BD. CEILING
EL. 126'-11"

SOFFIT / CEILING
EL. 124'-8"

FIXED ALUM WINDOW W/ 1"
INSUL. CLEAR GLAZING W/
SURFACE (FROSTED)

TOP SECOND FLOOR
EL. 114'-8"

LIGHT FIXTURE, TYP;
REF. ELEC.

SOFFIT / CEILING
EL. 109'-8"

SINGLE SCORE GROUND
FACE CMU

SELF CLOSING GATE
ROLLER CATCH W/ PLATE
STOP

TOP FIN. FLR. AT FRONT DESI
EL. 101'-2"

TOP FIRST FLOOR
EL. 100'-0"

2"x2"x5/16" S.S. POST W/ 8"x8"
RECESSED IN CONC. DECK V
STUD-4" IMPEDEMENT @ 6" C

STAINLESS STEEL GATE :
3/8"x1 1/2" HORZ. 2"x2"

STEEL PLATE ATTACHMENT
FOR S.S. GATE:

WORK
VENEER PANEL HONED
FINISH TYPE 'B'
1/8" THK S.S. PLATE
W/ CUTOUTS

VOA ASSOCIATES, INC.
Architecture/Planning/Interior Design
224 South Michigan Avenue #1400
Chicago, Illinois 60604
PH: (312)554-1400 FAX:(312)554-1412

PUBLIC BUILDING COMMISSION OF CHICAGO
50 WEST WASHINGTON STREET, CHICAGO, IL 60602
12th DISTRICT POLICE STATION
1412 SOUTH BLUE ISLAND AVENUE, CHICAGO, IL 60608

DESCRIPTION: UPDATED INTERIOR ELEVATION
REVISION: ADDENDUM 1

SCALE:
1/4"=1'-0"

DATE:
06/21/2010

DRAWN BY:
LJH

CHECKED BY:
KMC

SHEET:
ASK.01

REFERENCE:
3/A8.1

FILE: C:\temp\AcPublish_3188\ASK01.dwg

PRINTED: 06/23/2010

Plot Date: 10/17/2008

VOA

VOA ASSOCIATES, INC.
 Architecture/Planning/Interior Design
 224 South Michigan Avenue #1400
 Chicago, Illinois 60604
 PH: (312)554-1400 FAX: (312)554-1412

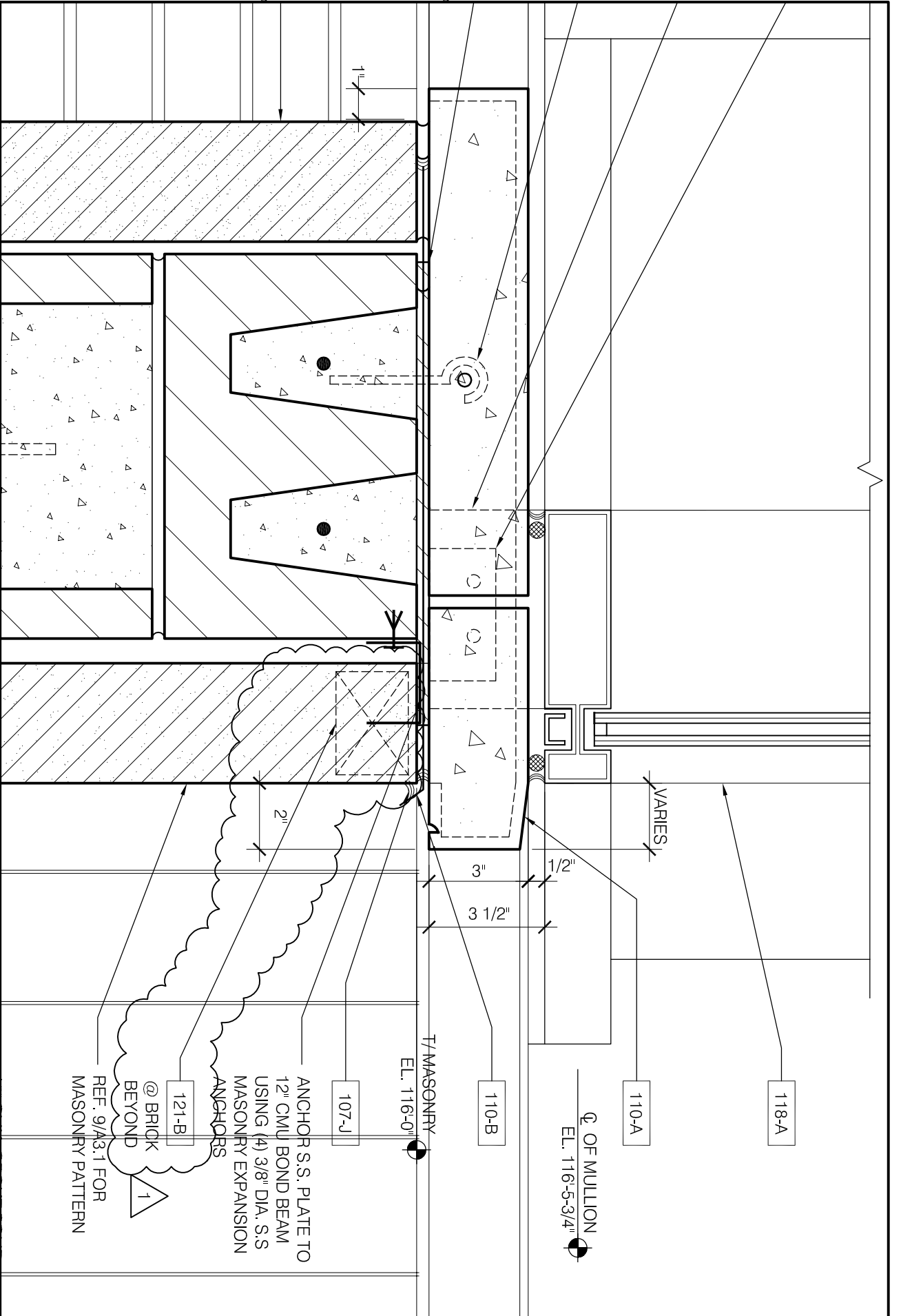
PUBLIC BUILDING COMMISSION OF CHICAGO
 50 WEST WASHINGTON STREET
 CHICAGO, IL 60602

12th DISTRICT POLICE STATION
 1412 SOUTH BLUE ISLAND AVENUE
 CHICAGO, IL 60608

SCALE: AS NOTED
 DATE: 06/21/2010

DRAWN BY: LJH
 CHECKED BY: KMC

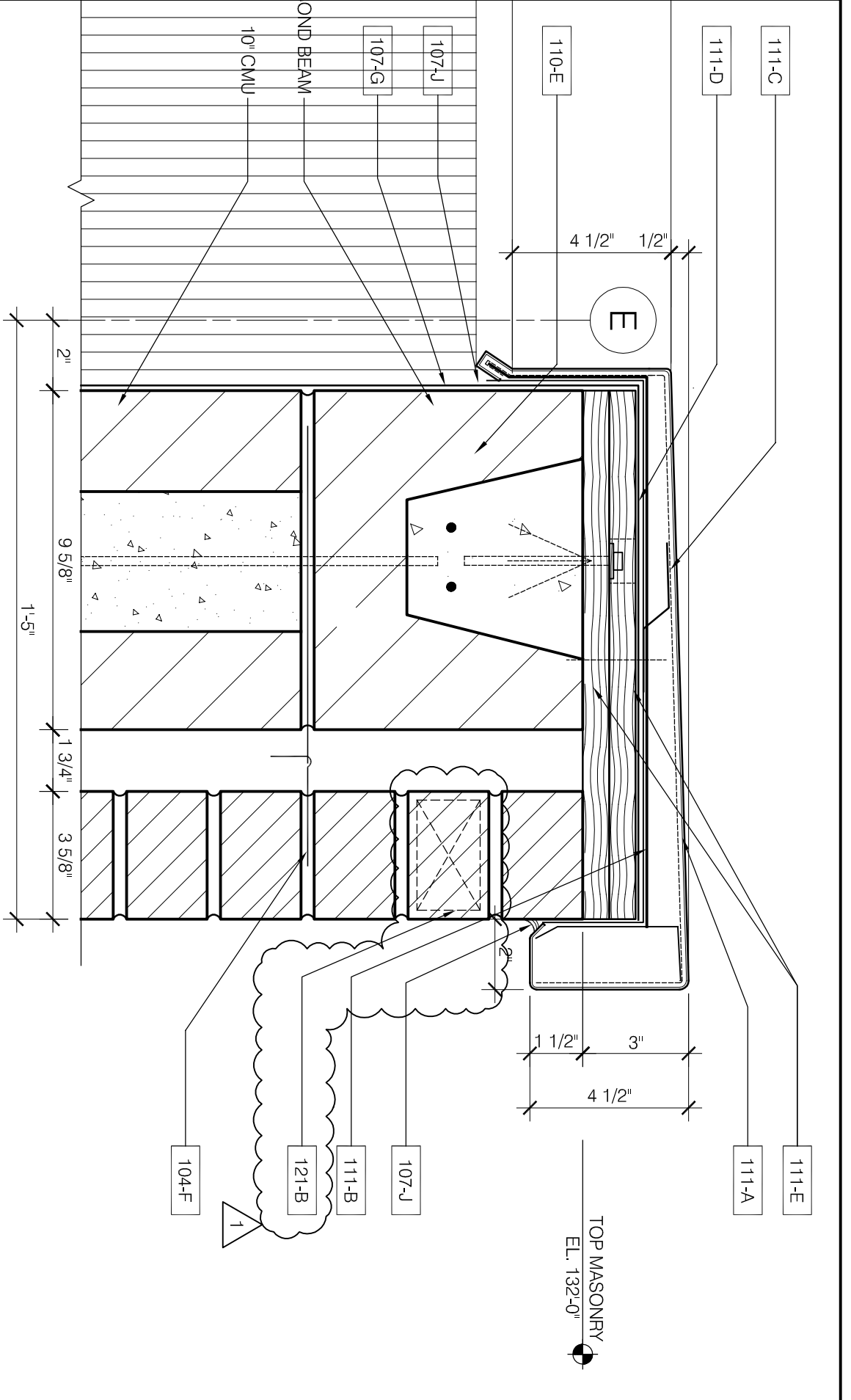
SHEET: **ASK.23**
 REFERENCE: 1/A6.11



Plot Date: 10/17/2008

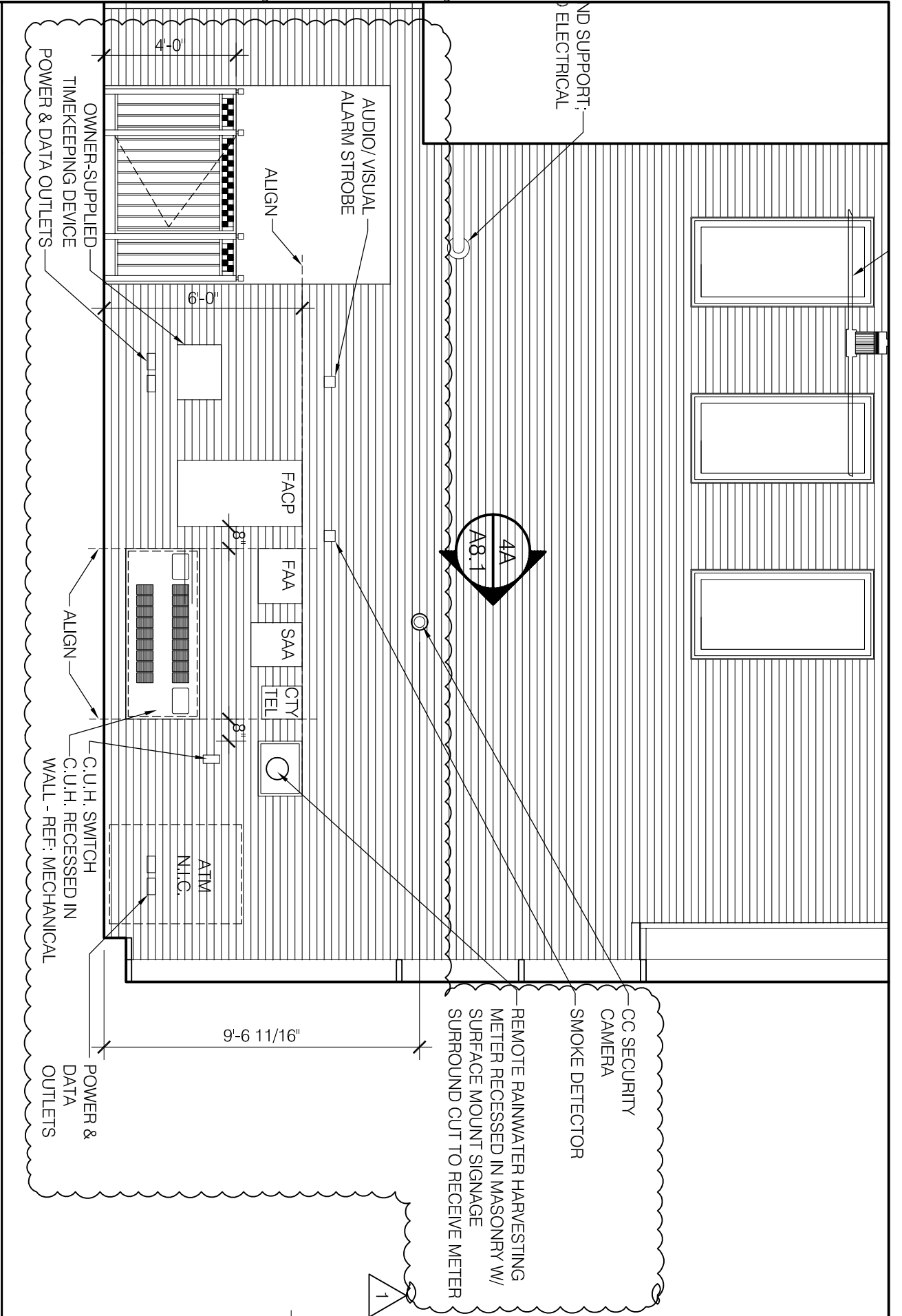
VOA PH: (312)554-1400 FAX: (312)554-1412	VOA ASSOCIATES, INC. Architecture/Planning/Interior Design 224 South Michigan Avenue #1400 Chicago, Illinois 60604	PUBLIC BUILDING COMMISSION OF CHICAGO 50 WEST WASHINGTON STREET CHICAGO, IL 60602	12th DISTRICT POLICE STATION 1412 SOUTH BLUE ISLAND AVENUE CHICAGO, IL 60608	SCALE: AS NOTED	DRAWN BY: LJH	SHEET: ASK.22
	DESCRIPTION: UPDATED DETAIL @ COPING	REVISION: ISSUED FOR ADDENDUM 1	DATE: 09/21/2010	CHECKED BY: KMC	REFERENCE: 4/A6.4	

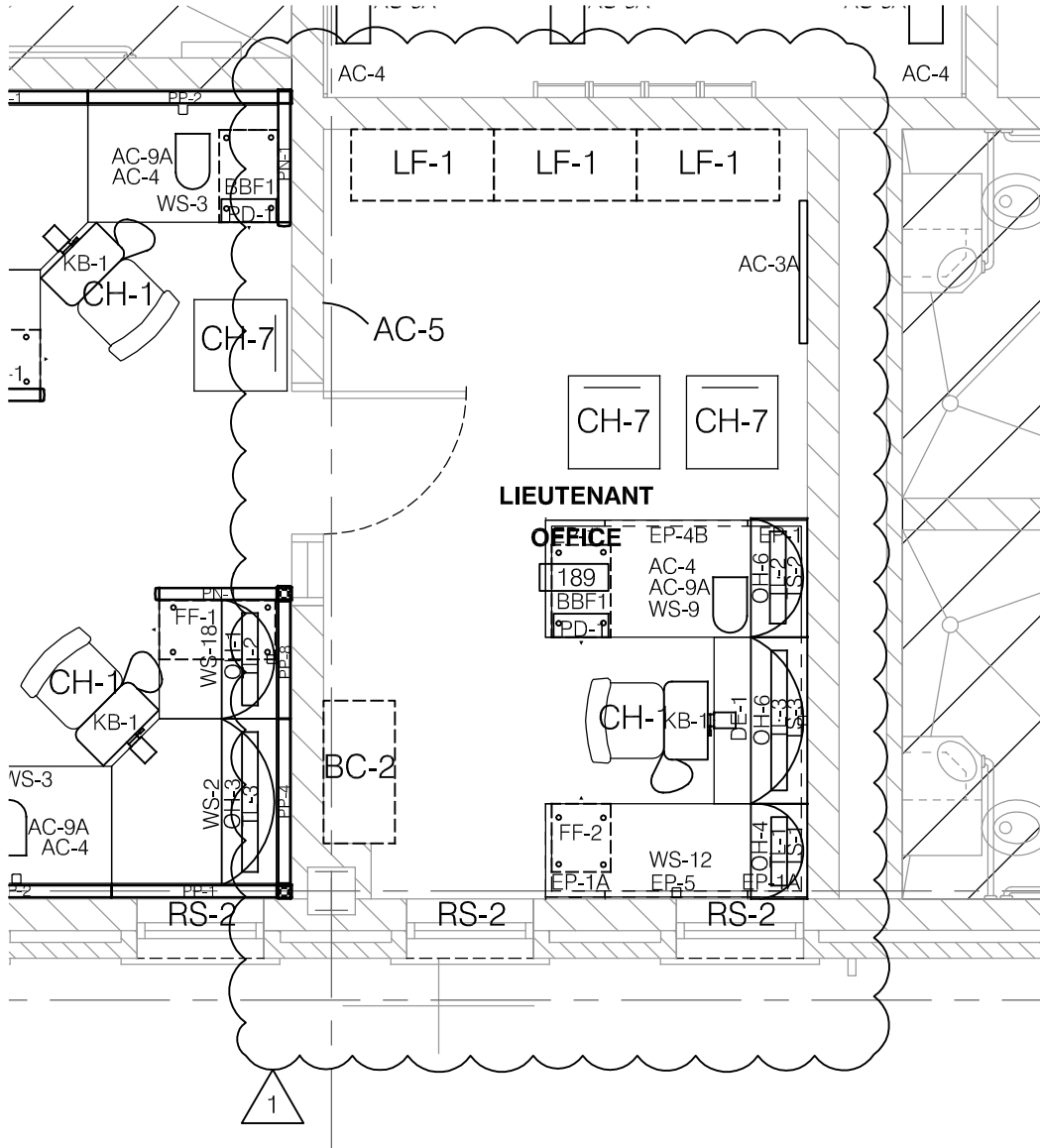
4
 A6.4 3" = 1'-0"
DETAIL @ COPING



Plot Date: 10/17/2008

 <p>VOA ASSOCIATES, INC. Architecture/Planning/Interior Design 224 South Michigan Avenue #1400 Chicago, Illinois 60604 PH: (312)554-1400 FAX: (312)554-1412</p>	<p>PUBLIC BUILDING COMMISSION OF CHICAGO 50 WEST WASHINGTON STREET CHICAGO, IL 60602</p>	<p>12th DISTRICT POLICE STATION 1412 SOUTH BLUE ISLAND AVENUE CHICAGO, IL 60608</p>	<p>SCALE: 1/4" = 1'-0"</p>	<p>DRAWN BY: L.J.H.</p>	<p>SHEET: ASK.21</p>
	<p>DESCRIPTION: UPDATED INTERIOR ELEVATION</p>	<p>REVISION: ISSUED FOR ADDENDUM 1</p>	<p>DATE: 09/21/2010</p>	<p>CHECKED BY: K.M.C.</p>	<p>REFERENCE: 4/A8.1</p>





FP-1B

1 ENLARGED PLANS
A16.1 1/4"=1'-0"



VOA ASSOCIATES, INC.
 Architecture/Planning/Interior Design
 224 South Michigan Avenue # 1400
 Chicago, Illinois 60604
 PH: (312)554-1400 FAX:(312)554-1412

PUBLIC BUILDING COMMISSION OF CHICAGO
 50 WEST WASHINGTON STREET, CHICAGO, IL 60602
 12th DISTRICT POLICE STATION
 1412 SOUTH BLUE ISLAND AVENUE, CHICAGO, IL 60608

DESCRIPTION:
 UPDATED ENLARGED PLAN

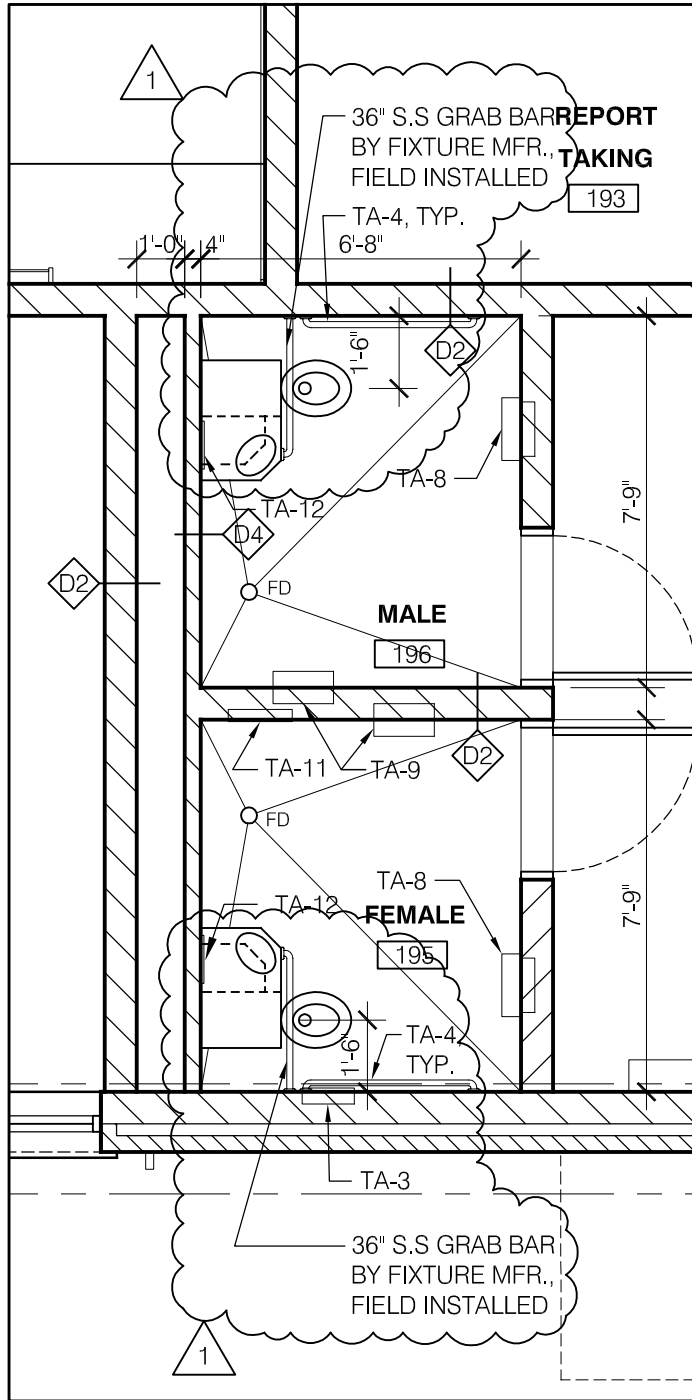
REVISION:
 ADDENDUM 1

SCALE:
 AS NOTED
 DATE:
 06/21/2010

DRAWN BY:
 LJH
 CHECKED BY:
 KMC

SHEET:
ASK.19
 REFERENCE:
A16.1

FILE: U:\2443h-00 12th District Police Station\Drawings\Sheets\ASKs\ASK18.dwg



ENLARGED TOILET
PLAN - RMS. 195/196

2
A15.1 1/4" = 1'-0"

VOA ASSOCIATES, INC.
Architecture/Planning/Interior Design
224 South Michigan Avenue # 1400
Chicago, Illinois 60604
PH: (312)554-1400 FAX:(312)554-1412



PUBLIC BUILDING COMMISSION OF CHICAGO
50 WEST WASHINGTON STREET, CHICAGO, IL 60602
12th DISTRICT POLICE STATION
1412 SOUTH BLUE ISLAND AVENUE, CHICAGO, IL 60608

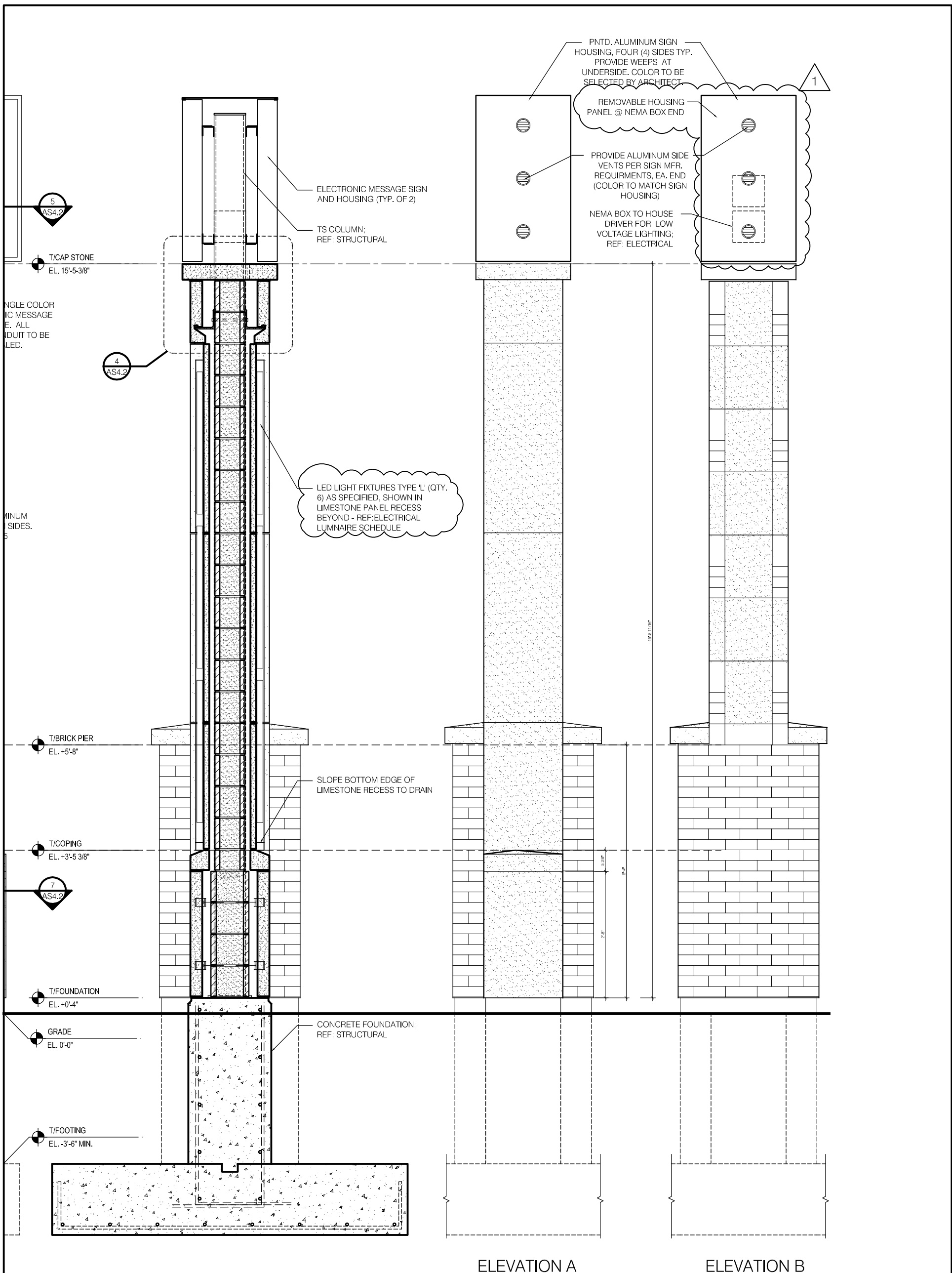
DESCRIPTION:
UPDATED TOILET ROOM PLAN

REVISION:
ADDENDUM 1

SCALE:
AS NOTED
DATE:
06/21/2010

DRAWN BY:
LJH
CHECKED BY:
KMC

SHEET:
ASK.18
REFERENCE:
2/A15.1

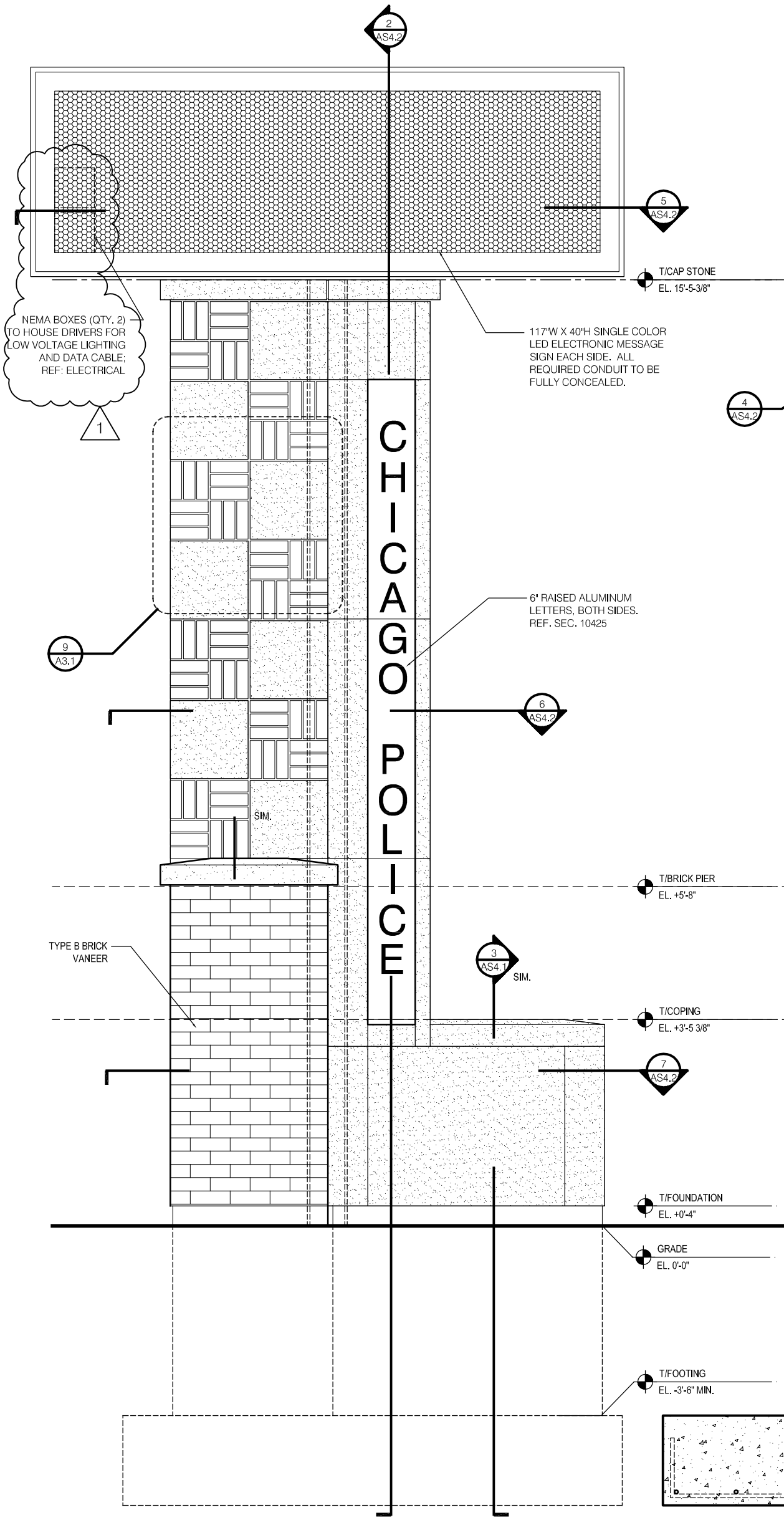


2 SECTION
AS4.2 3/4"=1'-0"

3 END ELEVATIONS
AS4.2 3/4"=1'-0"

FILE: U:\2443h-00 12th District Police Station\Drawings\Sheets\ASKs\ASK17.dwg
Plot Date: 10/17/2008

VOA ASSOCIATES, INC. Architecture/Planning/Interior Design 224 South Michigan Avenue #1400 Chicago, Illinois 60604 PH: (312)554-1400 FAX: (312)554-1412	PUBLIC BUILDING COMMISSION OF CHICAGO 50 WEST WASHINGTON STREET CHICAGO, IL 60602	12th DISTRICT POLICE STATION 1412 SOUTH BLUE ISLAND AVENUE CHICAGO, IL 60608	SCALE: 1/2"=1'-0"	DRAWN BY: LJH	SHEET: ASK.17
	DESCRIPTION: UPDATED MONUMENTAL SIGNAGE SECTION/ ELEVATIONS	REVISION: ISSUED FOR ADDENDUM 1	DATE: 06/21/2010	CHECKED BY: KMC	REFERENCE: AS4.2










1 SIDE ELEVATION
AS4.2 3/4" = 1'-0"


FILE: U:\2443h-00 12th District Police Station\Drawings\Sheets\ASKs\ASK16.dwg
Plot Date: 10/17/2008

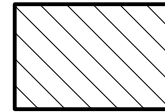
VOA ASSOCIATES, INC. Architecture/Planning/Interior Design 224 South Michigan Avenue #1400 Chicago, Illinois 60604 PH: (312)554-1400 FAX: (312)554-1412	PUBLIC BUILDING COMMISSION OF CHICAGO 50 WEST WASHINGTON STREET CHICAGO, IL 60602	12th DISTRICT POLICE STATION 1412 SOUTH BLUE ISLAND AVENUE CHICAGO, IL 60608	SCALE: 1/2" = 1'-0"	DRAWN BY: LJH	SHEET: ASK.16
	DESCRIPTION: UPDATED MONUMENTAL SIGNAGE SECTION/ ELEVATIONS	REVISION: ISSUED FOR ADDENDUM 1	DATE: 06/21/2010	CHECKED BY: KMC	REFERENCE: AS4.2

FILE: U:\2443h-00 12th District Police Station\Drawings\Sheets\ASKs\ASK15.dwg


SMOKE AND FIRE SEPARATION WALL LEGEND

- SMOKE BARRIER - 
- 1 HOUR SEPARATIONS -  1R 1R 1R 1R 
UL #: U905
- 2 HOUR SEPARATIONS -  2R 2R 2R 2R 
UL #: U905
- 3 HOUR SEPARATIONS -  3R 3R 3R 3R 
UL #: U904

- ALL BEAMS AND GIRDERS SUPPORTING THE SECOND FLOOR TO HAVE 1-HOUR SPRAY ON FIREPROOFING PER UL # D760 UNLESS NOTED OTHERWISE (FLOOR DECK HAS A 2 HR. RATING).
- ALL FIRST FLOOR COLUMNS TO BE PROTECTED WITH A 2HR RATED SPRAY ON FIREPROOFING PER UL#: X704 (U.N.O.). EXTERIOR TUBE STEEL COLUMNS TO BE 2-HOUR RATED PER UL# X615 (U.N.O.). 
- SECOND FLOOR COLUMNS SUPPORTING THE ROOF STRUCTURE ONLY & FIRST FLOOR EXTERIOR COLUMNS ARE NOT REQUIRED TO BE RATED. (U.N.O.).
- INSTITUTION AND BUSINESS OCCUPANCY SEPARATION REQUIRE TO BE 4HR - REDUCED TO 3HR PER SECTION CBC-3(13-56-280).
- PROVIDE FIRE RETARDANT BLOCKING AS REQUIRED.
- REFERENCE SHEETS A9.1, A9.2, A9.3 AND A9.4 FOR FIRESTOP NOTES AND DETAILS.

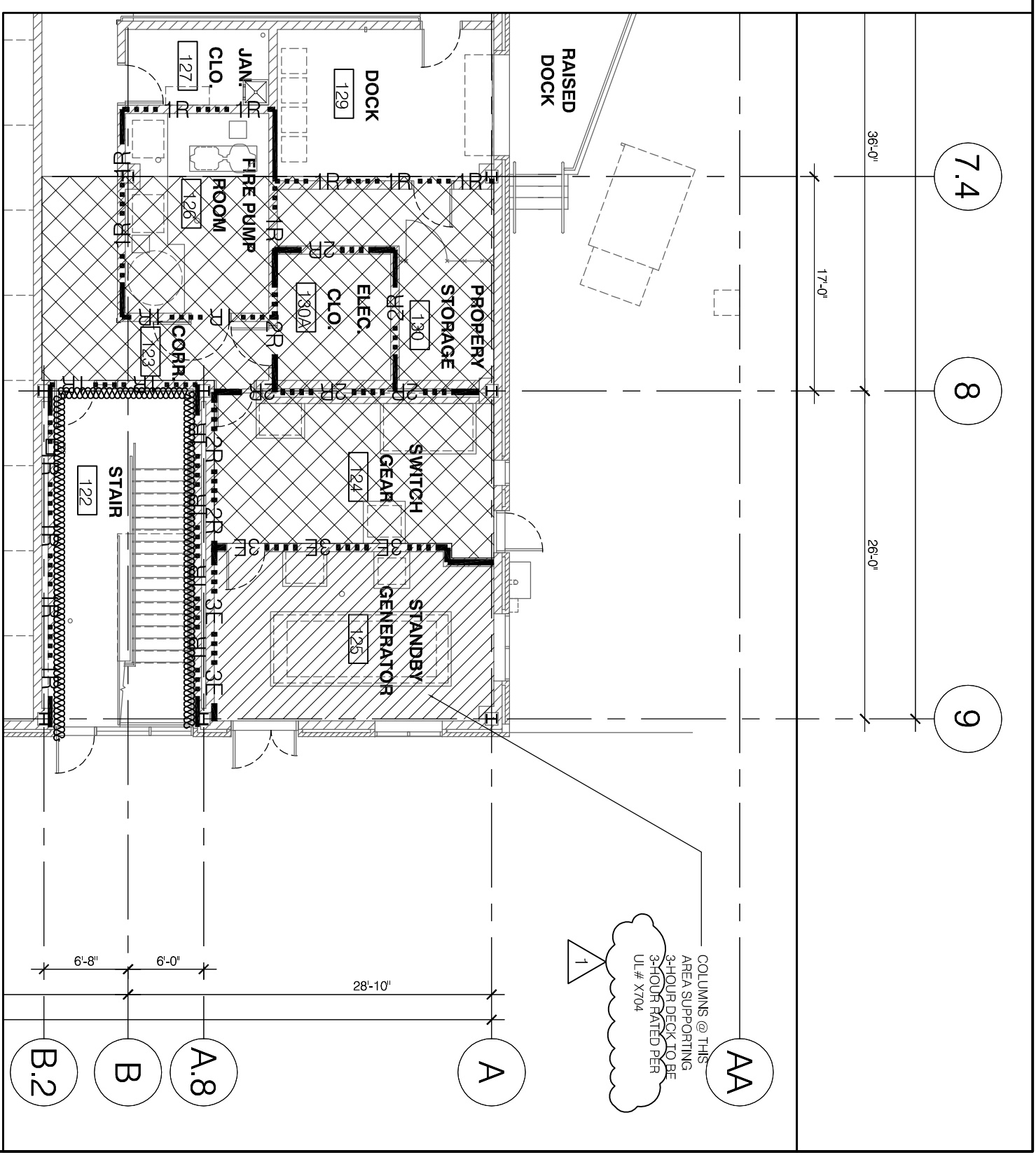
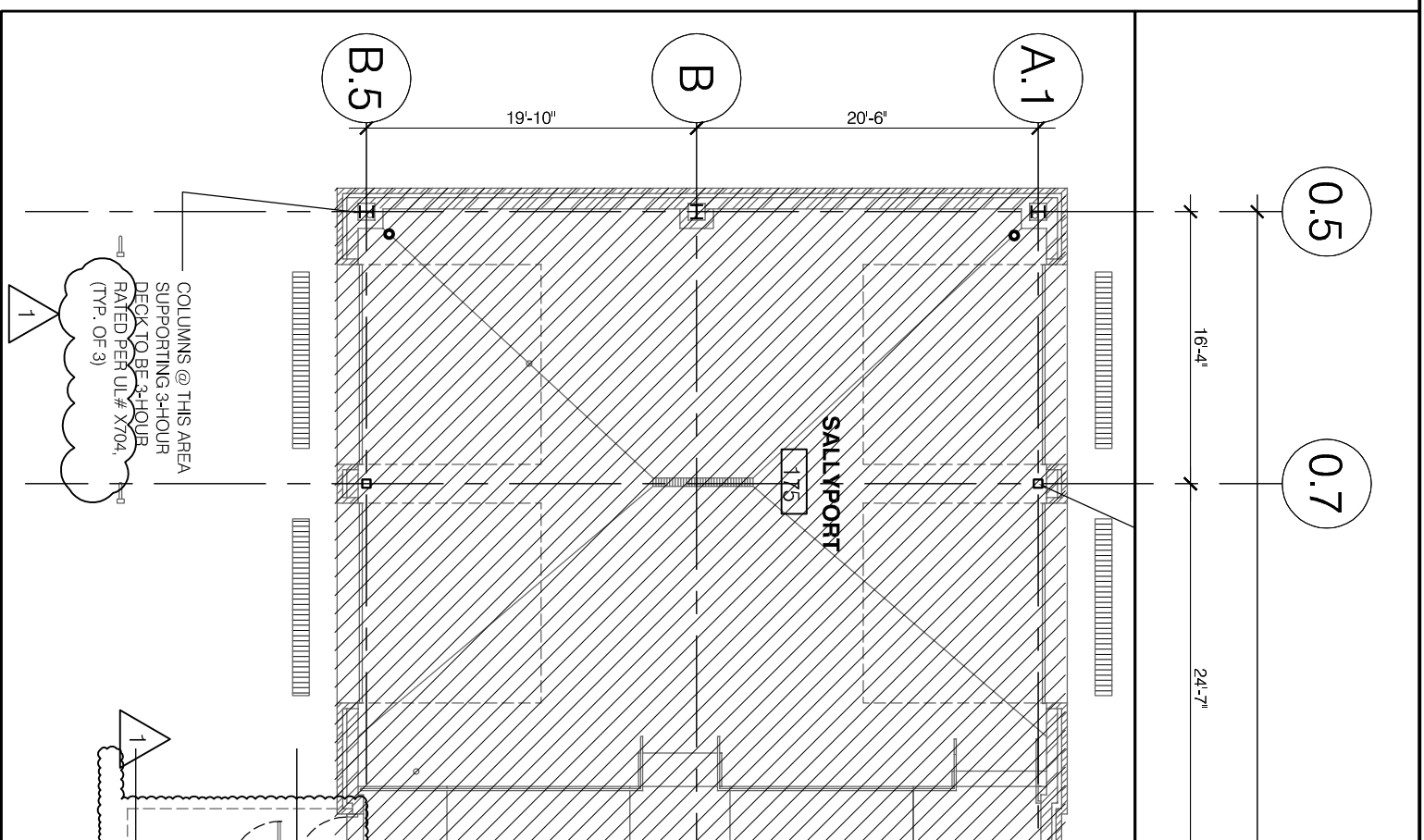


SPRAY-ON FIREPROOFING FOR BEAMS & GIRDERS AS REQ'D FOR 3-HOUR RATING PER UL DESIGN # D760



SPRAY-ON FIREPROOFING FOR BEAMS, GIRDERS & DECK AS REQ'D FOR 2-HOUR RATING PER UL DESIGN # D760

 VOA ASSOCIATES, INC. Architecture/Planning/Interior Design 224 South Michigan Avenue #1400 Chicago, Illinois 60604 PH: (312)554-1400 FAX:(312)554-1412	PUBLIC BUILDING COMMISSION OF CHICAGO 50 WEST WASHINGTON STREET, CHICAGO, IL 60602 12th DISTRICT POLICE STATION 1412 SOUTH BLUE ISLAND AVENUE, CHICAGO, IL 60608		SCALE: NONE	DRAWN BY: LJH	SHEET: ASK.15
	DESCRIPTION: UPDATED FIRE/ SMOKE SEPARATION WALL LEGEND	REVISION: ADDENDUM 1	DATE: 06/21/2010	CHECKED BY: KMC	REFERENCE: G1.1-2



VOA
VOA ASSOCIATES, INC.
 Architecture/Planning/Interior Design
 224 South Michigan Avenue #1400
 Chicago, Illinois 60604
 PH: (312)554-1400 FAX: (312)554-1412

PUBLIC BUILDING COMMISSION OF CHICAGO
 50 WEST WASHINGTON STREET
 CHICAGO, IL 60602
12th DISTRICT POLICE STATION
 1412 SOUTH BLUE ISLAND AVENUE
 CHICAGO, IL 60608

DESCRIPTION:	DRAWN BY:
UPDATED FIRE PARTITION NOTES - 1ST FLOOR	LJH
REVISION:	CHECKED BY:
ADDENDUM 1	KMC

SCALE:	DATE:
3/32" = 1'-0"	06/21/2010

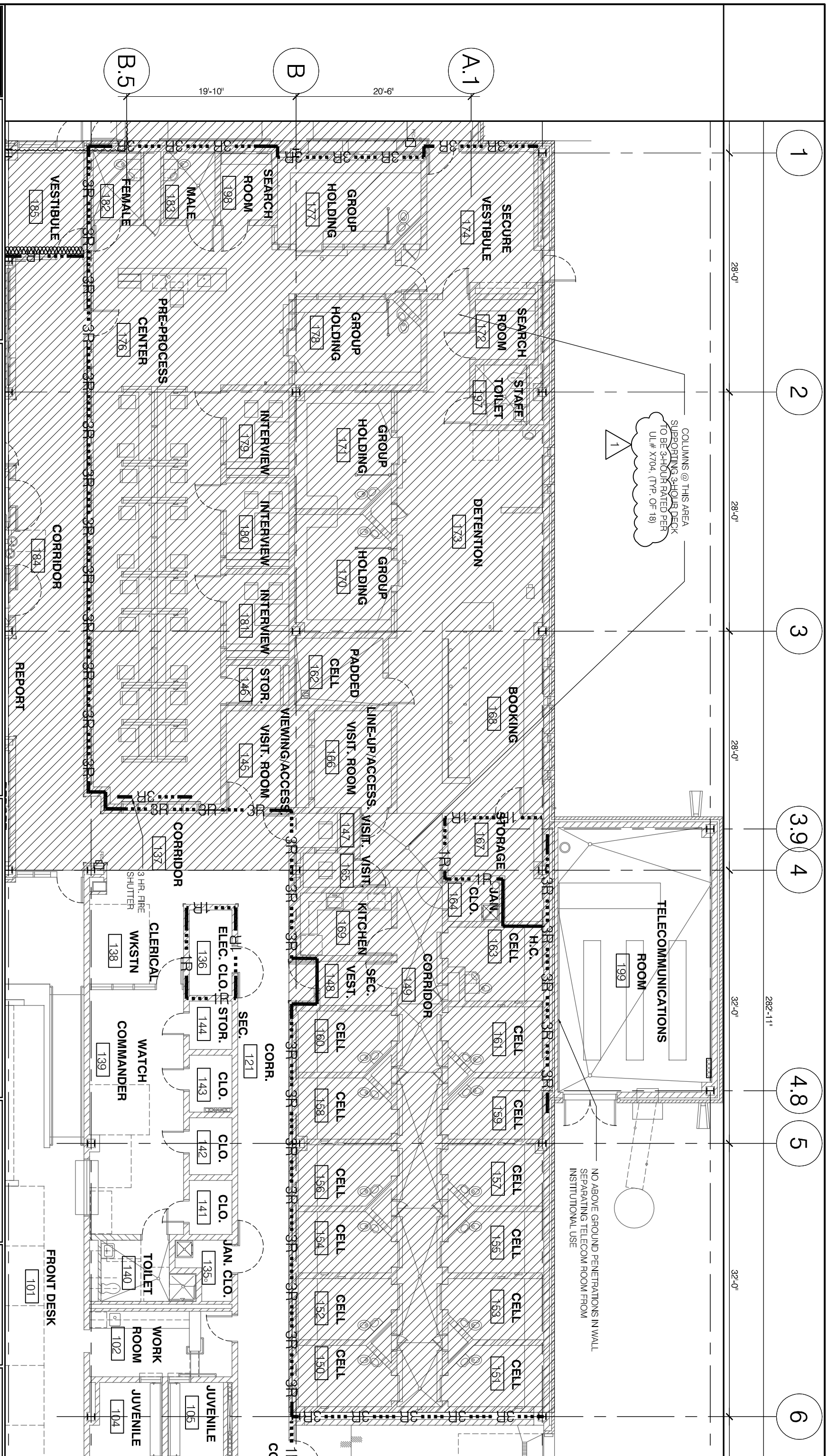
SHEET:
ASK.14
 REFERENCE:
G1.1

PRINTED: 06/29/2010

VOA
VOA ASSOCIATES, INC.
 Architecture/Planning/Interior Design
 224 South Michigan Avenue # 1400
 Chicago, Illinois 60604
 PH: (312)554-1400 FAX: (312)554-1412

PUBLIC BUILDING COMMISSION OF CHICAGO
 50 WEST WASHINGTON STREET
 CHICAGO, IL 60602
12th DISTRICT POLICE STATION
 1412 SOUTH BLUE ISLAND AVENUE
 CHICAGO, IL 60608

DESCRIPTION:	DRAWN BY:	SHEET:
UPDATED FIRE PARTITION NOTES - 1ST FLOOR	LJH	ASK.13
REVISION:	CHECKED BY:	REFERENCE:
ADDENDUM 1	KMC	G1.1
	DATE:	
	06/21/2010	



- 1
- 2
- 3
- 3.9
- 4
- 4.8
- 5
- 6

PARTITION TYPE SCHEDULE

TYPE	LAYER DESCRIPTION	THK. A=ACTUAL P=PLAN	STUDS	INSULATION	RATING	U.L. NUMBER
A1	1 LAYER 5/8" ABUSE RESISTANT GYPSUM BOARD, EACH SIDE (FULL HEIGHT)	A=5 1/4" P=5"	4" METAL C	2" MINERAL FIBER BLANKET	NONE	NONE
A2	1 LAYER 5/8" ABUSE RESISTANT GYPSUM BOARD, EACH SIDE STOP 6" ABOVE CEILING	A=5 1/4" P=5"	4" METAL C	2" MINERAL FIBER BLANKET	NONE	NONE
A3	2 LAYER 5/8" ABUSE RESISTANT GYPSUM BOARD, TYPE 'X' EACH SIDE (FULL HEIGHT)	A=6 1/2" P=6"	4" METAL C	2" MINERAL FIBER BLANKET	2 HOUR	U411
A4	1 LAYER 5/8" ABUSE RESISTANT & CERAMIC TILE BACKER BOARD SHOWER SIDE (FULL HEIGHT) & 5/8" GYPSUM BOARD ON ATRIUM SIDE.	A=5 1/4" P=5"	4" METAL C	2" MINERAL FIBER BLANKET	NONE	NONE
A5	1 LAYER 5/8" ABUSE RESISTANT GYPSUM BOARD, EACH SIDE (FULL HEIGHT)	A=8 1/4" P=8"	6" METAL C	2" MINERAL FIBER BLANKET	NONE	NONE
A6	1 LAYER 5/8" ABUSE RESISTANT & CERAMIC TILE BACKER BOARD SHOWER SIDE (FULL HEIGHT) & 5/8" GYPSUM BOARD ON ATRIUM SIDE.	A=8 1/4" P=8"	6" METAL C	2" MINERAL FIBER BLANKET	NONE	NONE
B1	1 LAYER 5/8" ABUSE RESISTANT GYPSUM BOARD, STOP 6" ABOVE CEILING	A=4 5/8" P=5"	4" METAL C	NONE	NONE	NONE
C1	1 LAYER 5/8" ABUSE RESISTANT GYPSUM BOARD EACH SIDE (FULL HEIGHT)	SEE PLAN	4" METAL C (2 ROWS)	2" MINERAL FIBER BLANKET	NONE	NONE
D1	8" CONCRETE MASONRY UNIT. STOP 4' ABOVE CEILING	A=7 5/8" P=8"	NONE	NONE	NONE	NONE
D2	8" CONCRETE MASONRY UNIT (FULL HEIGHT)	A=7 5/8" P=8"	NONE	NONE	NONE	NONE
D3	8" CONCRETE MASONRY UNIT (FULL HEIGHT)	A=7 5/8" P=8"	NONE	NONE	1 HOUR 2 HOUR 3 HOUR 4 HOUR	U905 U905 U904 U901
D4	4" CONCRETE MASONRY UNIT (FULL HEIGHT)	A=3 5/8" P=4"	NONE	NONE	NONE	NONE
D5	8" CONCRETE MASONRY UNIT W/HORIZ. JOINT REINF. EVERY COURSE. #4 BARS VERT. EVERY 16" O.C. AND FILL ALL CORES W/GROUT (FULL HEIGHT)	A=7 5/8" P=8"	NONE	NONE	3 HOUR	U904
D6	8" CONCRETE MASONRY UNIT W/HORIZ. JOINT REINF. EVERY COURSE. #4 BARS VERT. EVERY 16" O.C. AND FILL ALL CORES W/GROUT (FULL HEIGHT)	A=7 5/8" P=8"	NONE	NONE	NONE	NONE
D7	8" CONCRETE MASONRY UNIT W/HORIZ. JOINT REINF. EVERY COURSE. #4 BARS VERT. EVERY 16" O.C. AND FILL ALL CORES W/GROUT. STOP 4' ABOVE CEILING	A=7 5/8" P=8"	NONE	NONE	NONE	NONE
D8	4" CONCRETE MASONRY UNIT-FILL ALL CELLS SOLID WITH GROUT (FULL HEIGHT)	A=3 5/8" P=4"	NONE	NONE	2 HOUR	NONE
D9	6" CONCRETE MASONRY UNIT (FULL HEIGHT)	A=5 5/8" P=6"	NONE	NONE	2 HOUR	U906
D10	6" CONCRETE MASONRY UNIT 69% SOLID OF PUMICE OR EXPANDED SLAG	A=5 5/8" P=6"	NONE	NONE	3 HOUR	U904
D11	6" CONCRETE MASONRY UNIT (FULL HEIGHT)	A=5 5/8" P=6"	NONE	NONE	NONE	NONE
E1	8" CONCRETE MASONRY UNIT WALL 7'-4" HIGH	A=7 5/8" P=8"	NONE	NONE	NONE	NONE
E2	8" CONCRETE MASONRY UNIT (FULL HEIGHT)	A=7 5/8" P=8"	NONE	NONE	NONE	NONE

FILE: U:\2443h-00 12th District Police Station Drawings\Sheets\ASKs\ASK12.dwg



VOA ASSOCIATES, INC.
 Architecture/Planning/Interior Design
 224 South Michigan Avenue # 1400
 Chicago, Illinois 60604
 PH: (312)554-1400 FAX:(312)554-1412

PUBLIC BUILDING COMMISSION OF CHICAGO
 50 WEST WASHINGTON STREET, CHICAGO, IL 60602
 12th DISTRICT POLICE STATION
 1412 SOUTH BLUE ISLAND AVENUE, CHICAGO, IL 60608

DESCRIPTION: UPDATED PARTITION TYPE SCHED.
 REVISION: ADDENDUM 1

SCALE: NONE
 DATE: 06/21/2010

DRAWN BY: LJH
 CHECKED BY: KMC

SHEET: **ASK.12**
 REFERENCE: **A9.1**

Plot Date: 10/17/2008

VOA

VOA ASSOCIATES, INC.
 Architecture/Planning/Interior Design
 224 South Michigan Avenue #1400
 Chicago, Illinois 60604
 PH: (312)554-1400 FAX: (312)554-1412

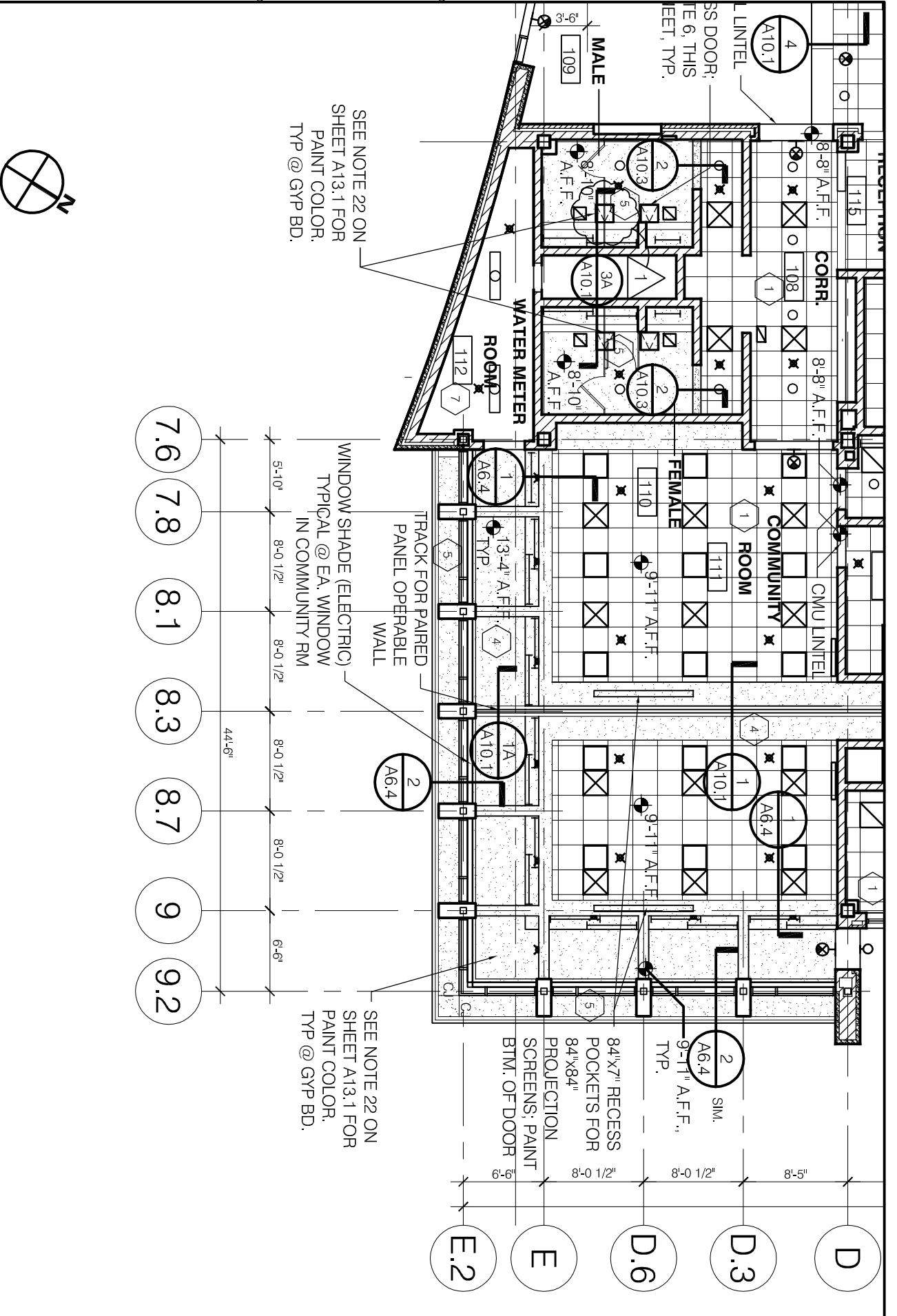
PUBLIC BUILDING COMMISSION OF CHICAGO
 50 WEST WASHINGTON STREET
 CHICAGO, IL 60602

12th DISTRICT POLICE STATION
 1412 SOUTH BLUE ISLAND AVENUE
 CHICAGO, IL 60608

SCALE: 3/32" = 1'-0"
 DATE: 06/21/2010

DRAWN BY: LJH
 CHECKED BY: KMC

SHEET: **ASK.11**
 REFERENCE: A2.1



SEE NOTE 22 ON SHEET A13.1 FOR PAINT COLOR, TYP @ GYP BD.

WINDOW SHADE (ELECTRIC) TYPICAL @ EA. WINDOW IN COMMUNITY RM

SEE NOTE 22 ON SHEET A13.1 FOR PAINT COLOR, TYP @ GYP BD.

Plot Date: 10/17/2008



VOA ASSOCIATES, INC.
 Architecture/Planning/Interior Design
 224 South Michigan Avenue #1400
 Chicago, Illinois 60604
 PH: (312)554-1400 FAX: (312)554-1412

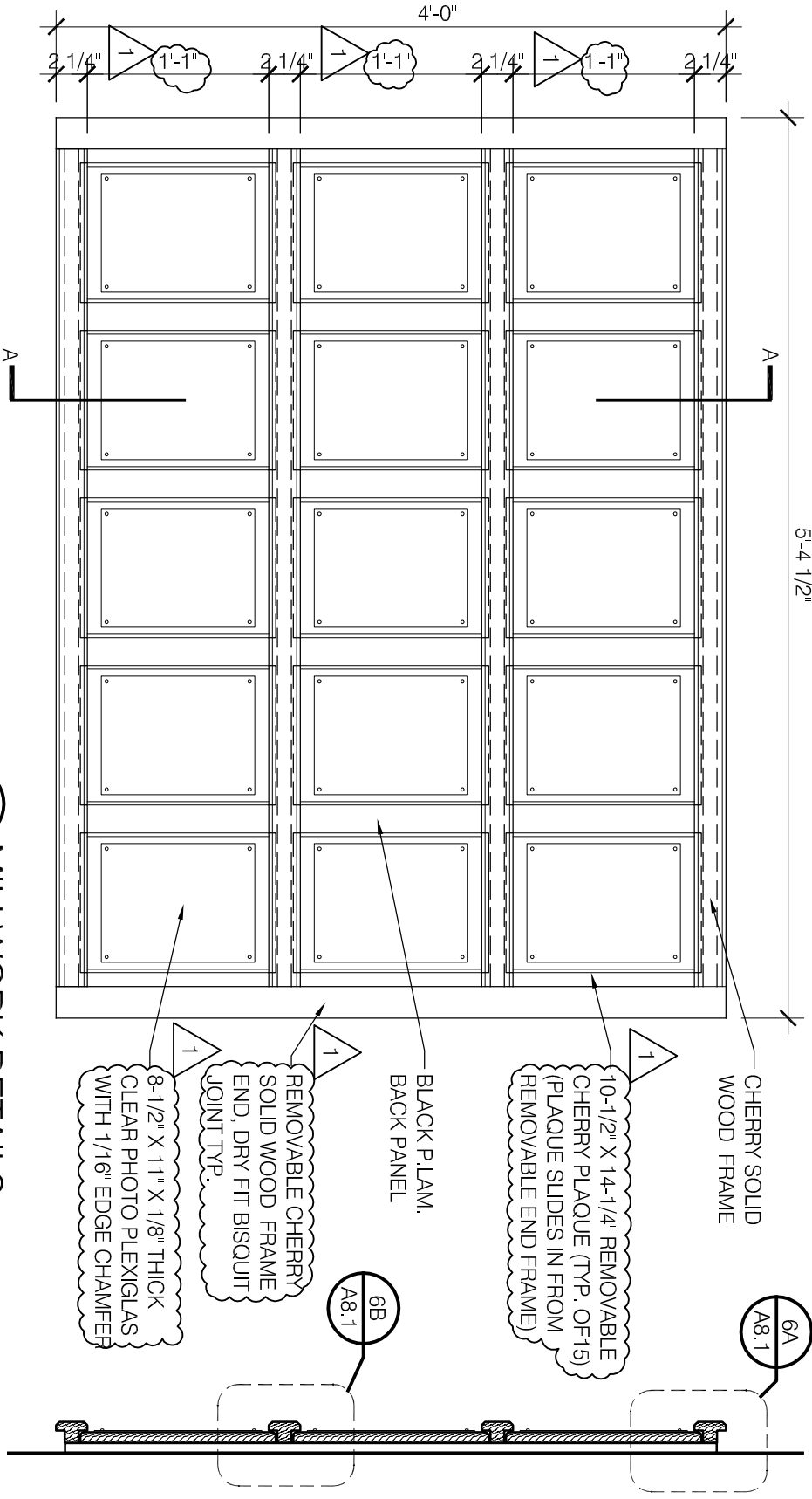
PUBLIC BUILDING COMMISSION OF CHICAGO
 50 WEST WASHINGTON STREET
 CHICAGO, IL 60602

12th DISTRICT POLICE STATION
 1412 SOUTH BLUE ISLAND AVENUE
 CHICAGO, IL 60608

SCALE: 1" = 1'-0"

DRAWN BY: L.J.H.
 CHECKED BY: K.M.C.

SHEET: **ASK.09**
 REFERENCE: A8.1



6 MILLWORK DETAILS
 A8.1 1'-1/2" = 1'-0"

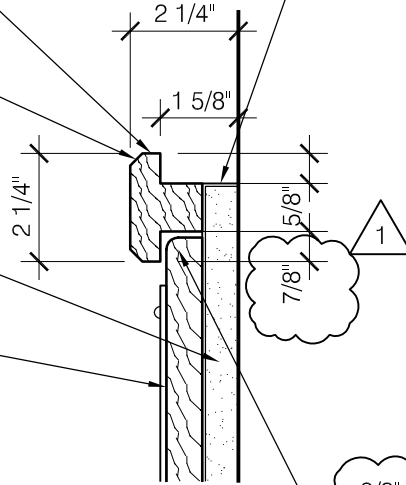
SOLID CHERRY WOOD
FRAME, STAIN TO MATCH
ARCHITECT'S SAMPLE

1/4" BEVEL TYP.

P.LAM BACK PANEL,
COLOR: BLACK

REMOVABLE CHERRY
PLAQUE W/ MOUNTABLE
CLEAR ACRYLIC PHOTO
COVER (PLAQUE SLIDES
IN FROM END)

BLACK P.LAM. EDGE
TYP.



3/8" DOUBLE FLUTE
OGEE FILLET EDGE
PROFILE TYP.

6A
A8.1

MILLWORK DETAIL

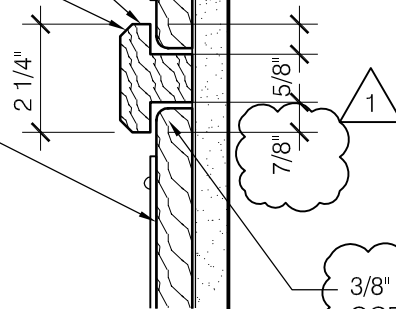
3" = 1'-0"

SOLID CHERRY WOOD
FRAME, STAIN TO MATCH
ARCHITECT'S SAMPLE

1/4" BEVEL TYP.

REMOVABLE CHERRY
PLAQUE W/ MOUNTABLE
CLEAR ACRYLIC PHOTO
COVER (PLAQUE SLIDES IN
FROM END)

P.LAM BACK PANEL,
COLOR: BLACK



3/8" DOUBLE FLUTE
OGEE FILLET EDGE
PROFILE TYP.

6B
A8.1

MILLWORK DETAIL

3" = 1'-0"

FILE: U:\2443h-00 12th District Police Station Drawings\Sheets\ASKs\ASK08.dwg

VOA

VOA ASSOCIATES, INC.
Architecture/Planning/Interior Design
224 South Michigan Avenue # 1400
Chicago, Illinois 60604
PH: (312)554-1400 FAX:(312)554-1412

PUBLIC BUILDING COMMISSION OF CHICAGO
50 WEST WASHINGTON STREET, CHICAGO, IL 60602
12th DISTRICT POLICE STATION
1412 SOUTH BLUE ISLAND AVENUE, CHICAGO, IL 60608

SCALE:
3" = 1'-0"

DRAWN BY:
LJH

SHEET:
ASK.08

DESCRIPTION:
UPDATED MILLWORK DETAIL

REVISION:
ADDENDUM 1

DATE:
06/21/2010

CHECKED BY:
KMC

REFERENCE:
A8.1



VOA ASSOCIATES, INC.
 Architecture/Planning/Interior Design
 224 South Michigan Avenue #1400
 Chicago, Illinois 60604
 PH: (312)554-1400 FAX: (312)554-1412

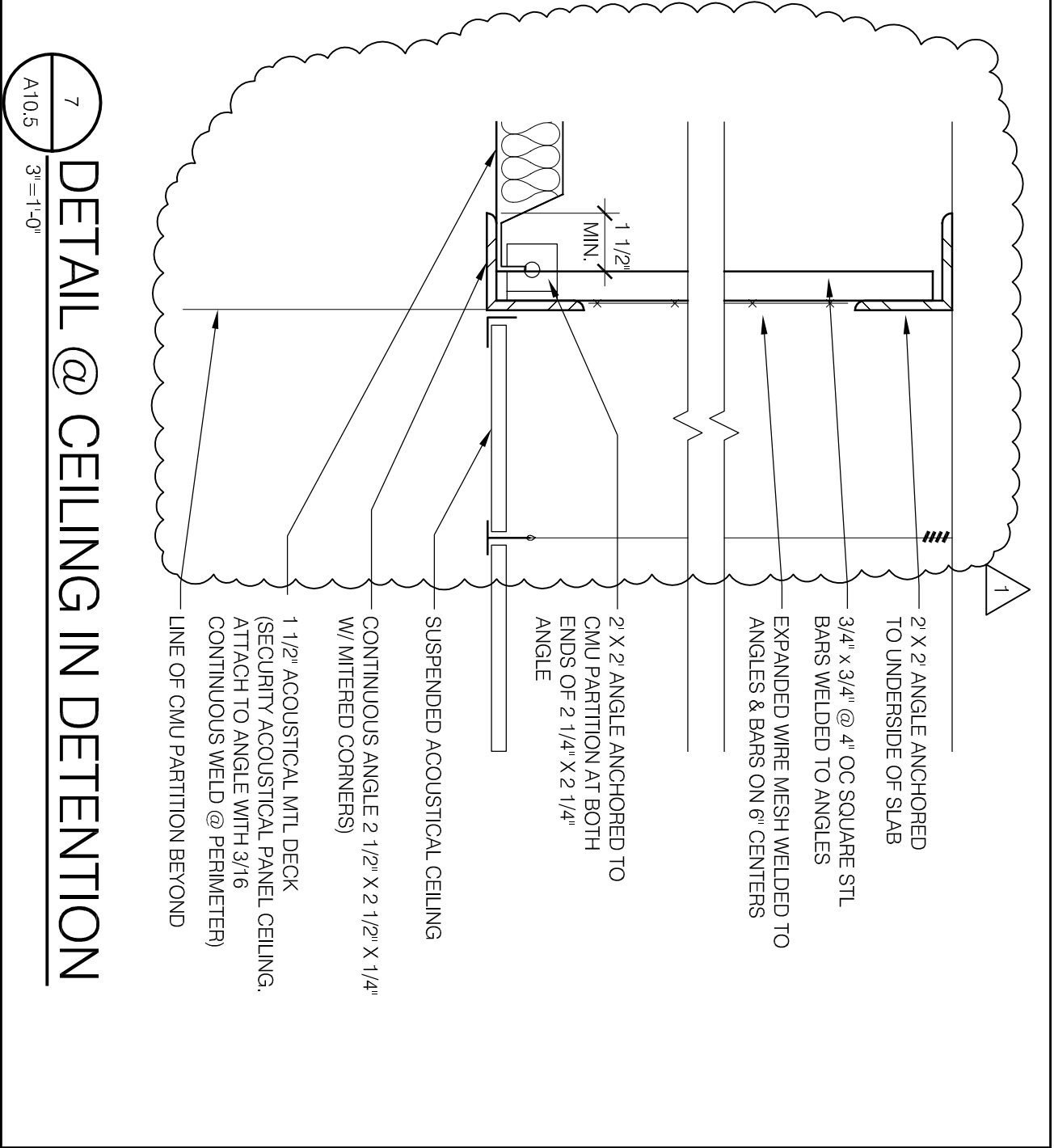
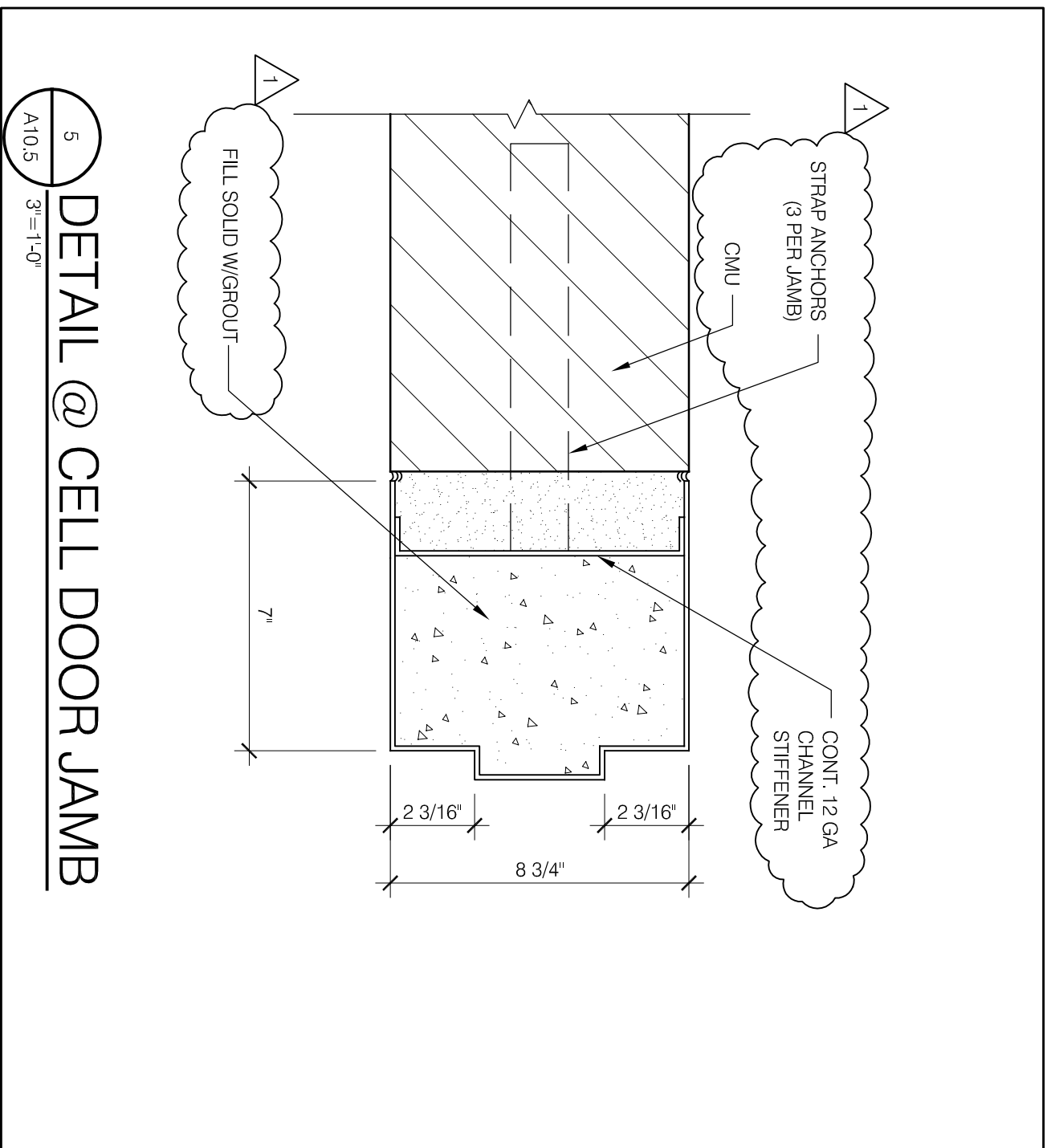
PUBLIC BUILDING COMMISSION OF CHICAGO
 50 WEST WASHINGTON STREET
 CHICAGO, IL 60602
12th DISTRICT POLICE STATION
 1412 SOUTH BLUE ISLAND AVENUE
 CHICAGO, IL 60608

DESCRIPTION:
 UPDATED INTERIOR DETAILS

DRAWN BY:
 LHJ

SCALE:
 AS NOTED

SHEET:
ASK.04



5
 A10.5 3"=1'-0"
DETAIL @ CELL DOOR JAMB

7
 A10.5 3"=1'-0"
DETAIL @ CEILING IN DETENTION

CHECKED BY:
 KMC

DATE:
 06/21/2010

REFERENCE:
 A10.5



VOA ASSOCIATES, INC.
 Architecture/Planning/Interior Design
 224 South Michigan Avenue #1400
 Chicago, Illinois 60604
 PH: (312)554-1400 FAX: (312)554-1412

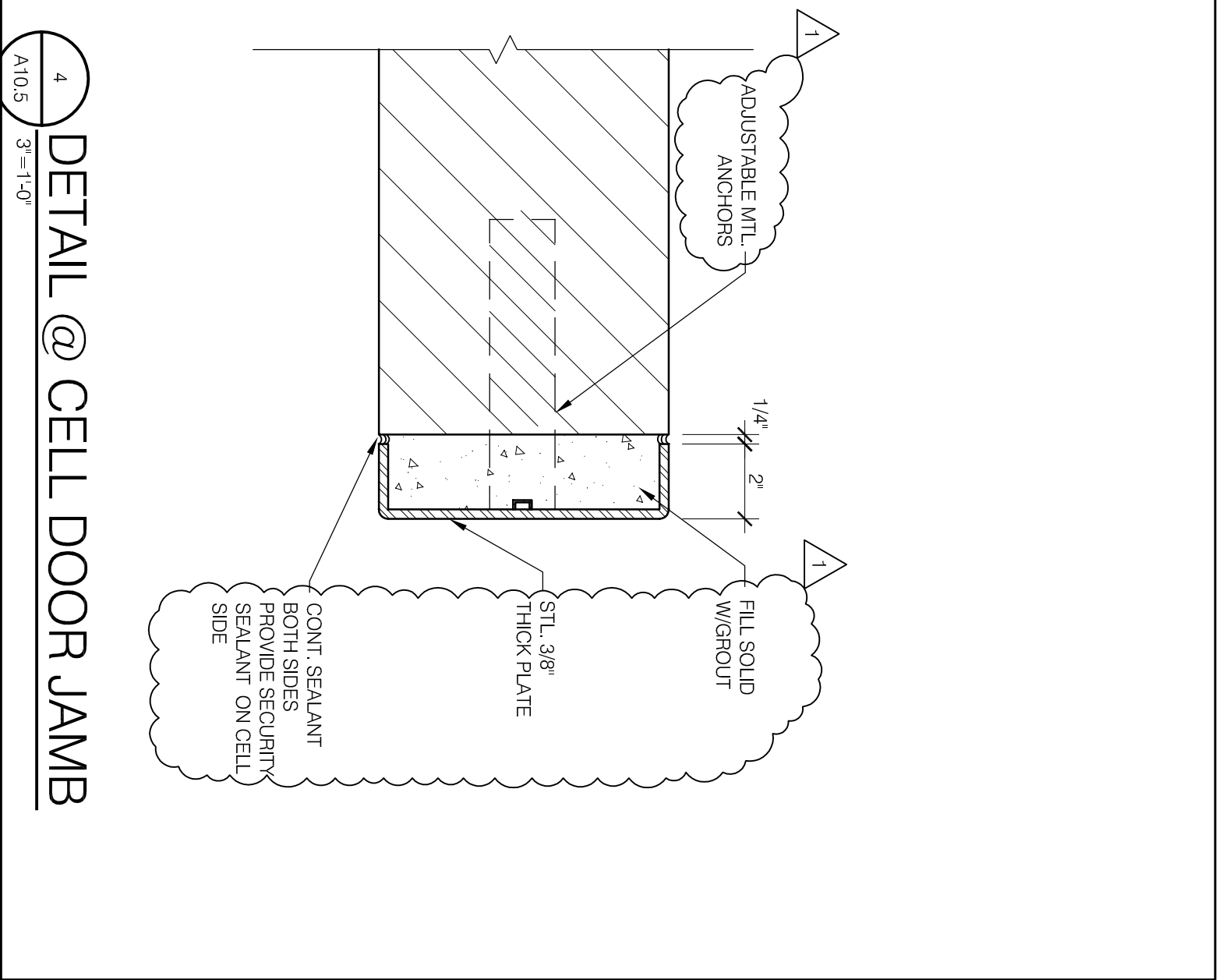
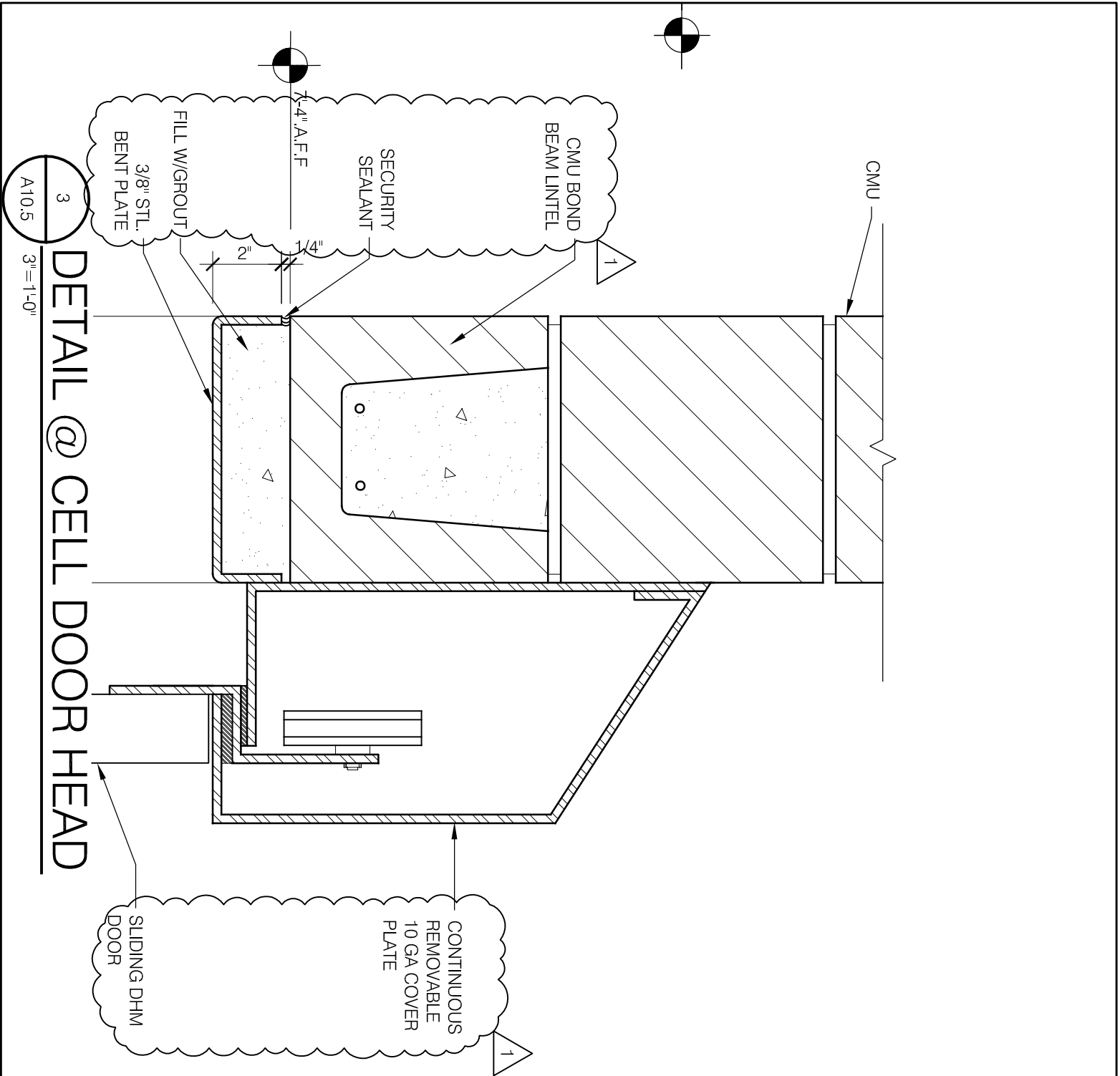
PUBLIC BUILDING COMMISSION OF CHICAGO
 50 WEST WASHINGTON STREET
 CHICAGO, IL 60602
12th DISTRICT POLICE STATION
 1412 SOUTH BLUE ISLAND AVENUE
 CHICAGO, IL 60608

DESCRIPTION:
 UPDATED INTERIOR DETAILS
 REVISION:
 ADDENDUM 1

DRAWN BY:
 LH
 CHECKED BY:
 KMC

SCALE:
 AS NOTED
 DATE:
 06/21/2010

SHEET:
ASK.03
 REFERENCE:
A10.5





VOA ASSOCIATES, INC.
 Architecture/Planning/Interior Design
 224 South Michigan Avenue #1400
 Chicago, Illinois 60604
 PH: (312)554-1400 FAX: (312)554-1412

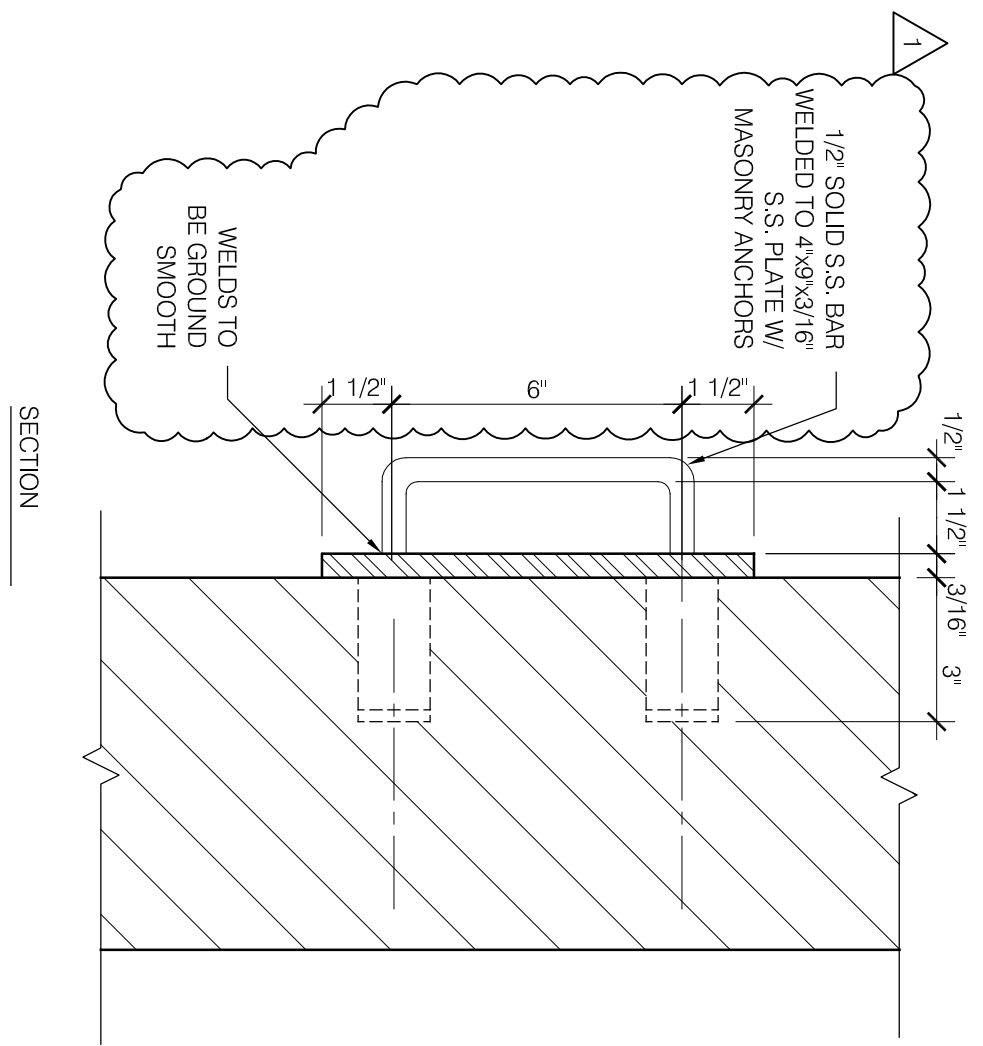
PUBLIC BUILDING COMMISSION OF CHICAGO
 50 WEST WASHINGTON STREET
 CHICAGO, IL 60602
12th DISTRICT POLICE STATION
 1412 SOUTH BLUE ISLAND AVENUE
 CHICAGO, IL 60608

DESCRIPTION:
 UPDATED INTERIOR DETAILS

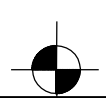
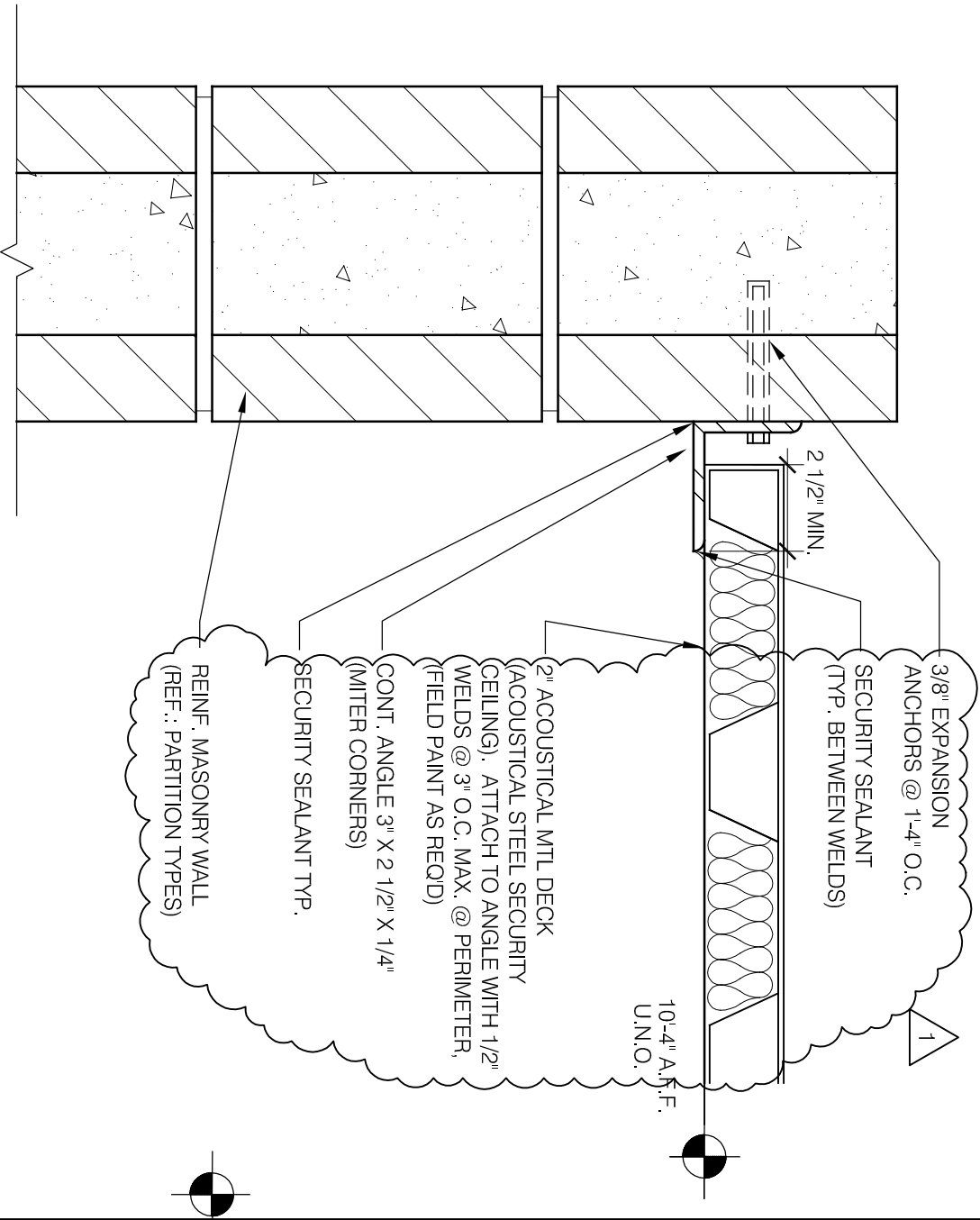
DRAWN BY: LHM
 CHECKED BY: KMC
 SCALE: AS NOTED
 DATE: 06/21/2010

SHEET: **ASK.02**
 REFERENCE: **A10.5**

1
 A10.5
 3"=1'-0"
DETAIL @ CUFF RING

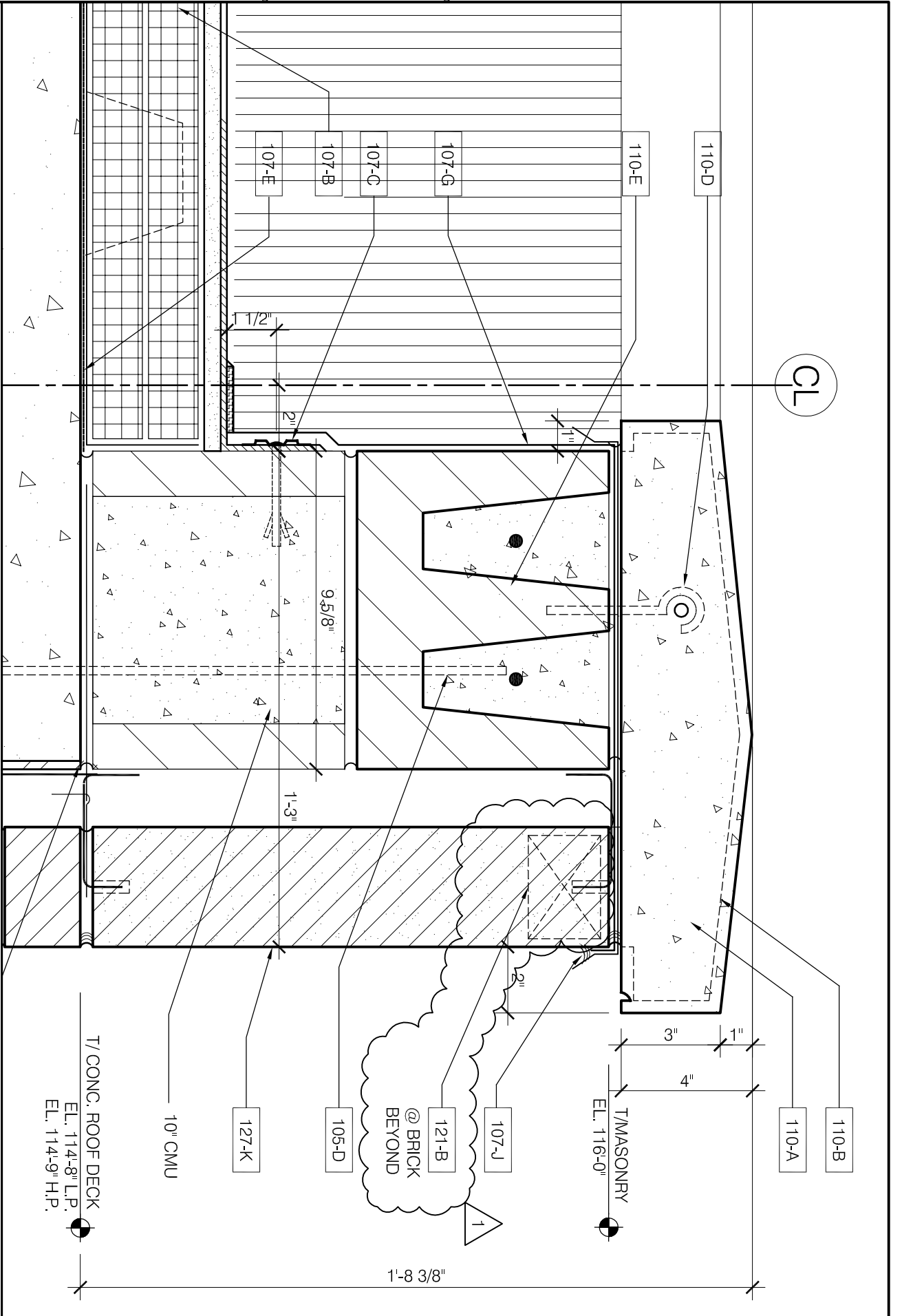


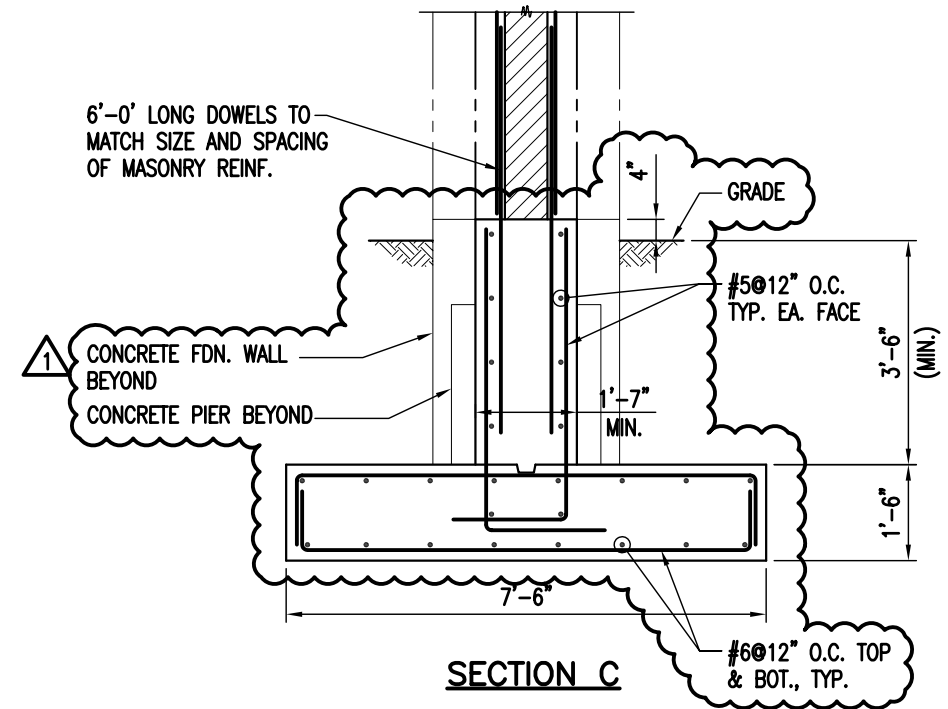
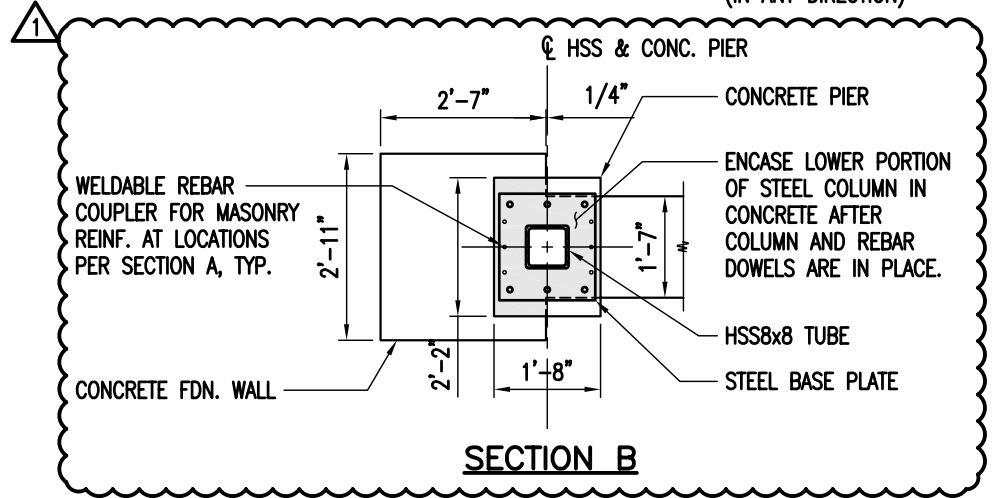
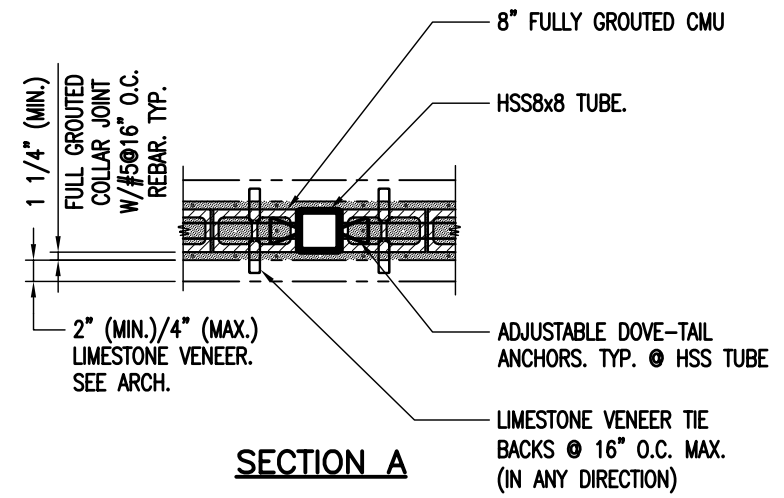
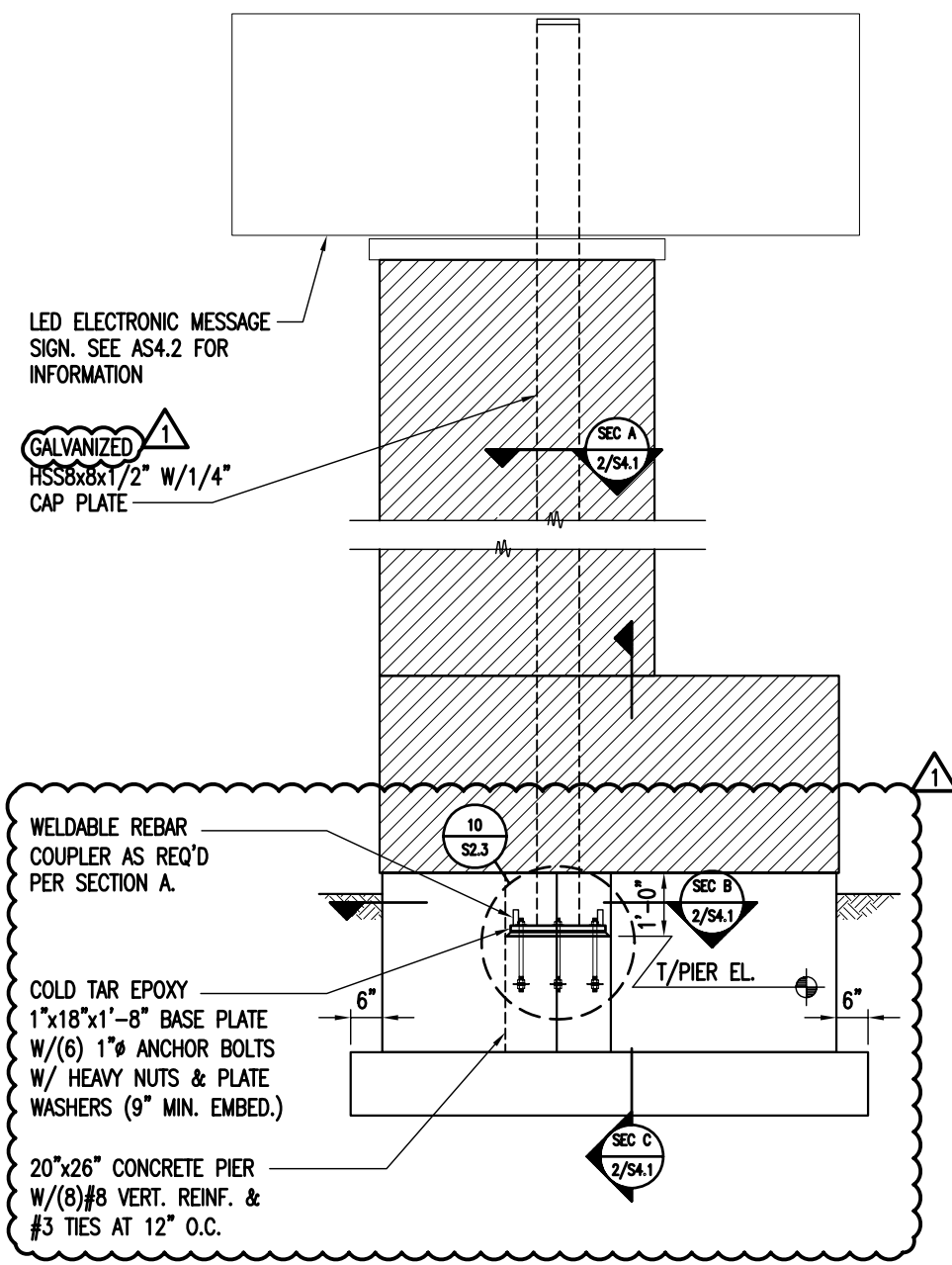
2
 A10.5
 3"=1'-0"
DETAIL @ CEILING PANEL

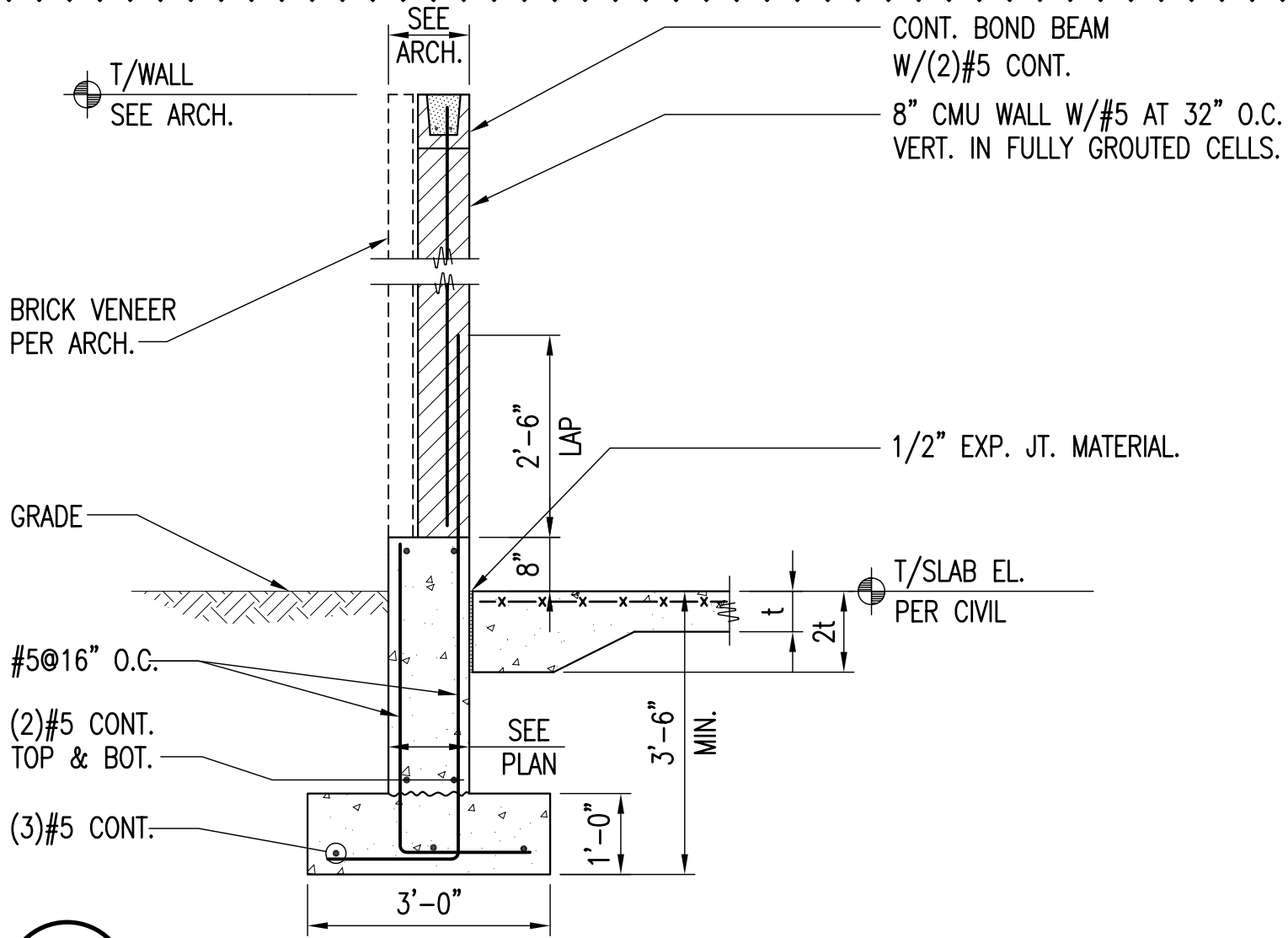


Plot Date: 10/17/2008

 <p>VOA ASSOCIATES, INC. Architecture/Planning/Interior Design 224 South Michigan Avenue #1400 Chicago, Illinois 60604 PH: (312)554-1400 FAX: (312)554-1412</p>	<p>PUBLIC BUILDING COMMISSION OF CHICAGO 50 WEST WASHINGTON STREET CHICAGO, IL 60602</p>	<p>12th DISTRICT POLICE STATION 1412 SOUTH BLUE ISLAND AVENUE CHICAGO, IL 60608</p>	<p>SCALE: AS NOTED</p>	<p>DRAWN BY: LJH</p>	<p>SHEET: ASK.24</p>
	<p>DESCRIPTION: UPDATED DETAIL @ LIMESTONE PARAPET</p>	<p>REVISION: ISSUED FOR ADDENDUM 1</p>	<p>DATE: 06/21/2010</p>	<p>CHECKED BY: KMC</p>	<p>REFERENCE: 3/A6.11</p>







4
MASONRY SCREEN WALL
 S2.5 1/2"=1'-0"

MATRIX

Matrix Engineering Corporation
 Structural Engineers
 33 W. Jackson Blvd 4th floor
 Chicago Illinois 60604-3901
 v 312 427 1200
 f 312 427 4220

PROJECT: 12th DISTRICT POLICE STATION 1412 S. BLUE ISLAND AVENUE CHICAGO, IL 60608
 MATRIX #: 09018

ISSUE: ADDENDUM 1
 TITLE: MASONRY SCREEN WALL
 REFERENCE: S2.5

COMMENTS:

SSK-7

DATE: 06/23/10

#5 DWLS SPACING TO
MATCH SLAB REINF.

CONT. #5 AT 12" O.C.
(MIN. 3 THUS)

SLAB-ON-GRADE
PER CIVIL DWGS.

TRENCH DRAIN SIZES &
LOCATION PER ARCH. &
PLUMBING DWGS.

SEE LAP SPLICE SCHED.
SHEET S202.

T/SLAB EL.
SEE PLAN



T/GRADE BEAM EL.
SEE PLAN

T/CAISSON CAP EL.
SEE PLAN

DOWELS TO MATCH
SIZE & SPACING OF
SLAB REINF. (TYP.)

CAISSON CAP
BEYOND.

3" LEAN CONCRETE
WORK MAT

CAISSON SHAFT
BEYOND.

CONCRETE GRADE
BEAM. SEE PLAN
& SCHEDULE

SEE DTL. 1/S2.4 & 2/S2.4
FOR INFO. NOT SHOWN.

1'-0"

3
S2.5

SECTION AT TRENCH DRAIN

1/2"=1'-0"

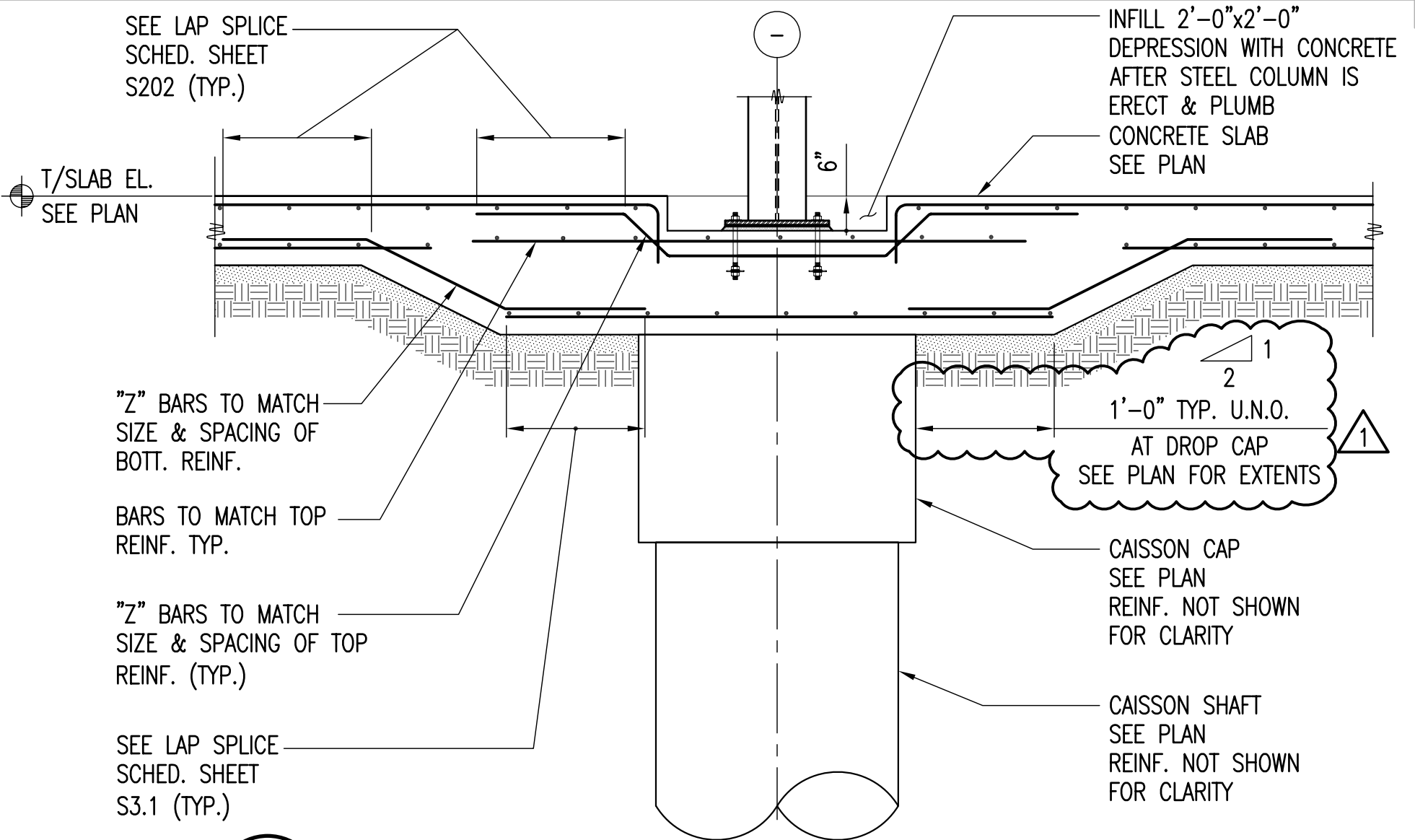
MATRIX

Matrix Engineering Corporation
Structural Engineers
33 W. Jackson Blvd 4th floor
Chicago Illinois 60604-3901
v 312 427 1200
f 312 427 4220

PROJECT: 12th DISTRICT POLICE STATION 1412 S. BLUE ISLAND AVENUE CHICAGO, IL 60608
MATRIX #: 09018
ISSUE: ADDENDUM 1
TITLE: SECTION AT TRENCH DRAIN
REFERENCE: S2.5
COMMENTS:

SSK-6

DATE: 06/23/10



4
S2.4

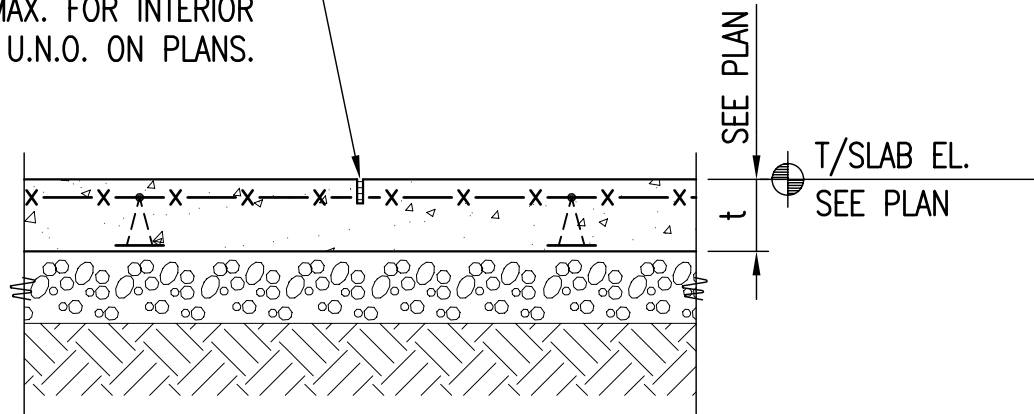
TYPICAL SECTION AT INTERIOR CAISSON CAP

1/2" = 1'-0"

<p>MATRIX Matrix Engineering Corporation Structural Engineers 33 W. Jackson Blvd 4th floor Chicago Illinois 60604-3901 v 312 427 1200 f 312 427 4220</p>	<p>PROJECT: 12th DISTRICT POLICE STATION 1412 S. BLUE ISLAND AVENUE CHICAGO, IL 60608 MATRIX #: 09018 ISSUE: ADDENDUM 1 TITLE: TYPICAL SECTION AT INTERIOR CAISSON CAP REFERENCE: S2.4 COMMENTS:</p>	<p>SSK-5</p>
		<p>DATE: 06/23/10</p>

1

SAW CUT 1/4" WIDE x t/4 DEEP.
FLUSH W/ WATER AND FILL W/ JT.
SEALANT. SPACE CONTROL JOINTS
AT 15'-0" O.C. MAX. FOR INTERIOR
SLABS U.N.O. ON PLANS.



SAW CUT 12 HOURS AFTER SLAB IS PLACED (MAXIMUM).
SEE 1/S2.3 FOR REMAINDER

3
S2.3

TYPICAL SLAB-ON-GRADE CONTROL JOINT

3/4" = 1'-0"

MATRIX

Matrix Engineering Corporation
Structural Engineers
33 W. Jackson Blvd 4th floor
Chicago Illinois 60604-3901
v 312 427 1200
f 312 427 4220

PROJECT: 12th DISTRICT POLICE STATION 1412 S. BLUE ISLAND AVENUE CHICAGO, IL 60608
MATRIX #: 09018

ISSUE: ADDENDUM 1
TITLE: TYPICAL SLAB-ON-GRADE CONTROL JOINT
REFERENCE: S2.3

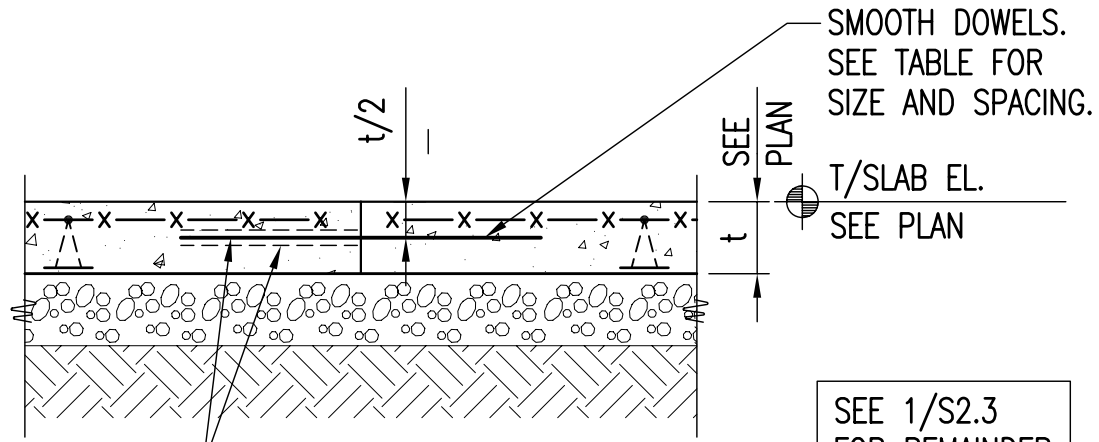
COMMENTS:

SSK-4

DATE: 06/23/10

1

SMOOTH DOWEL SIZE AND SPACING			
SLAB DEPTH (IN)	DOWEL ϕ (IN)	DOWEL LENGTH	DOWEL SPACING
5" TO 6"	3/4"	2'-6"	1'-6" O.C.
7" TO 8"	1"		
9" TO 11"	1 1/4"		



USE PLASTIC SLEEVE OR GREASE COAT ONE END TO PREVENT BOND TO CONCRETE.

2
S2.3

TYPICAL SLAB-ON-GRADE CONSTRUCTION JOINT

3/4"=1'-0"

MATRIX

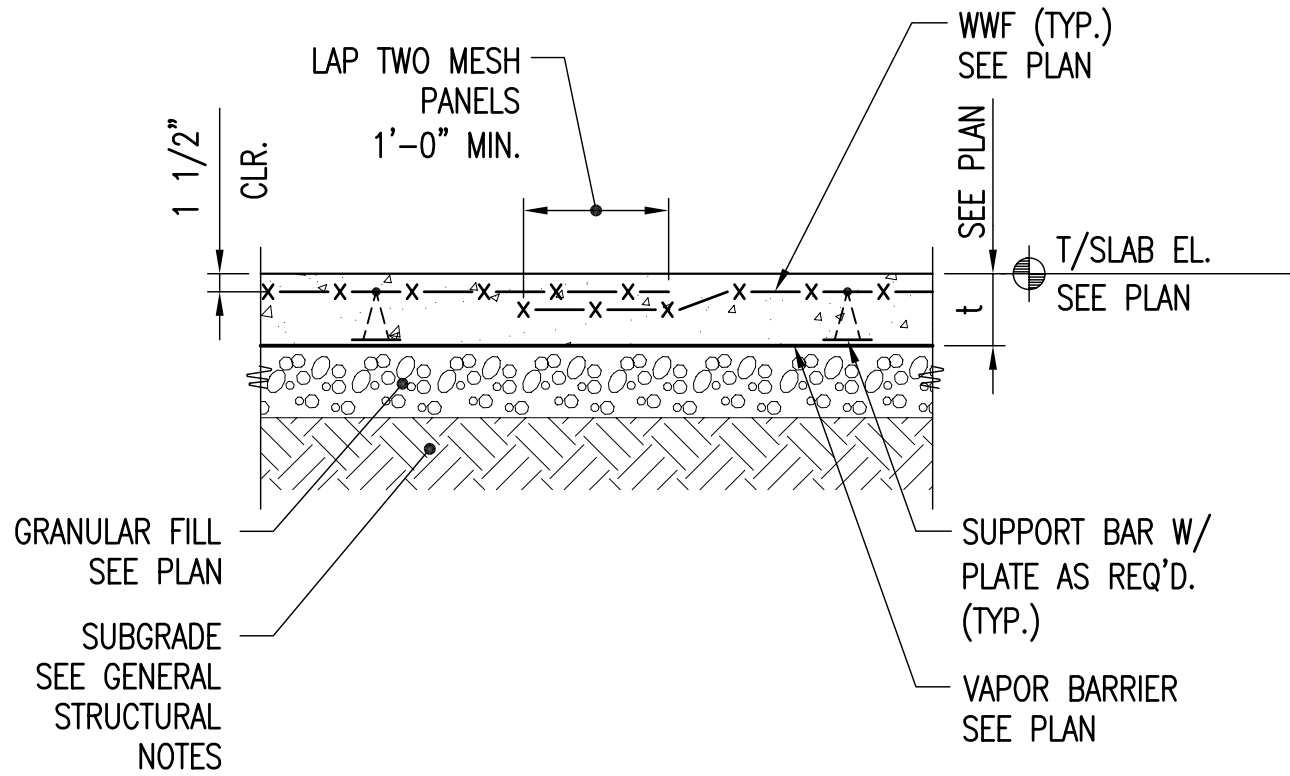
Matrix Engineering Corporation
Structural Engineers
33 W. Jackson Blvd 4th floor
Chicago Illinois 60604-3901
v 312 427 1200
f 312 427 4220

PROJECT: 12th DISTRICT POLICE STATION 1412 S. BLUE ISLAND AVENUE CHICAGO, IL 60608
MATRIX #: 09018
ISSUE: ADDENDUM 1
TITLE: TYPICAL SLAB-ON-GRADE CONSTRUCTION JOINT
REFERENCE: S2.3
COMMENTS:

SSK-3

DATE: 06/23/10

1



1
S2.3

TYPICAL SLAB-ON-GRADE DETAIL

3/4" = 1'-0"

MATRIX

Matrix Engineering Corporation
Structural Engineers
33 W. Jackson Blvd 4th floor
Chicago Illinois 60604-3901
v 312 427 1200
f 312 427 4220

PROJECT: 12th DISTRICT POLICE STATION 1412 S. BLUE ISLAND AVENUE CHICAGO, IL 60608
MATRIX #: 09018
ISSUE: ADDENDUM 1
TITLE: TYPICAL SLAB-ON-GRADE DETAIL
REFERENCE: S2.3
COMMENTS:

SSK-2

DATE: 06/23/10

GRADE BEAM SCHEDULE

f'c = 7000 psi.
fy = 60,000 psi.

MARK	SIZE W X D	BOTT BARS	TOP BARS			LEFT SUPPORT	(BARS FROM ADJ. SPAN)	RIGHT SUPPORT	SIDE BARS EA. FACE	STIRRUPS				REMARKS
			LEFT	CENTER	RIGHT					SIZE	NUMBER OF LEGS	SPA. EA. END (IN) MAIN SPAN	SPACING (IN) CANT. END	
GB1A	34x36	(5) #9	(5) #9	-	(5) #9				#6@8"O.C.	#4	4	12"	-	
GB1B	34x36	(5) #9	(5) #9	-	(5) #9				#6@8"O.C.	#4	4	12"	-	
GB1C	34x36	(5) #9	(5) #9	-	(5) #9				#6@8"O.C.	#4	4	12"	-	
GB1D	34x36	(5) #9	(5) #9	-	(5) #9				#6@8"O.C.	#4	4	12"	-	
GB1E	34x36	(5) #9	(5) #9	-	(5) #9				#6@8"O.C.	#4	4	12"	-	
GB1F	34x36	(5) #9	(5) #9	-	(5) #9				#6@8"O.C.	#4	4	12"	12"	
GB1G	34x36	(5) #9	(5) #9	-	(5) #9				#6@8"O.C.	#4	4	12"	12"	
GB2A	24x30	(4) #9	(4) #9	-	(4) #9				#6@8"O.C.	#4	2	12"	-	
GB2B	24x30	(4) #9	(4) #9	-	(4) #9				#6@8"O.C.	#4	2	12"	-	
GB2C	24x30	(4) #9	(4) #9	-	(4) #9				#6@8"O.C.	#4	2	12"	-	
GB3A	34x36	(7) #9	(7) #9	-	(7) #9				#6@8"O.C.	#4	4	12"	-	
GB3B	34x36	(7) #9	(7) #9	-	(7) #9				#6@8"O.C.	#4	4	12"	-	
GB3C	34x36	(7) #9	(7) #9	-	(7) #9				#6@8"O.C.	#4	4	12"	-	
GB3D	34x36	(7) #9	(7) #9	-	(7) #9				#6@8"O.C.	#4	4	12"	-	
GB4A	22x36	(4) #9	(4) #9	-	(4) #9				#6@8"O.C.	#4	4	12"	-	
GB4B	22x36	(4) #9	(4) #9	-	(4) #9				#6@8"O.C.	#4	4	12"	-	
GB4C	22x36	(4) #9	(4) #9	-	(4) #9				#6@8"O.C.	#4	4	12"	-	
GB5	34x48	(7) #9	(7) #9	-	(7) #9				#6@8"O.C.	#4	4	12"	-	
GB6	18x36	(6) #9	(6) #9	-	(6) #9				#6@8"O.C.	#4	4	12"	-	

MATRIX

Matrix Engineering Corporation
Structural Engineers
33 W. Jackson Blvd 4th floor
Chicago Illinois 60604-3901
v 312 427 1200
f 312 427 4220

PROJECT: **12th DISTRICT POLICE STATION** 1412 S. BLUE ISLAND AVENUE CHICAGO, IL 60608
MATRIX #: 09018

ISSUE: ADDENDUM 1
TITLE: GRADE BEAM SCHEDULE
REFERENCE: S2.2

COMMENTS:

SSK-1

DATE: 06/23/10

LINTEL SCHEDULE

LINTEL MARK	WALL TYPE	CLEAR SPAN	SIZE/REINF.	DETAIL	REMARKS
L1	EXTERIOR WALL 8"CMU+4"BRICK	S < 4'	PRECAST: 2-#4 T&B	A	16" HIGH BOND BEAM 5"Wx7 5/8"H MAX. PER ARCH.
L2	EXTERIOR WALL 8"CMU+4"BRICK	S < 8'	PRECAST: 2-#6 T&B	A	16" HIGH BOND BEAM 5"Wx7 5/8"H MAX. PER ARCH.
L3	EXTERIOR WALL 8"CMU+4"BRICK	S < 12'	W8x24 + PL PRECAST: 2-#6 T&B	C	5"Wx7 5/8"H MAX. PER ARCH.
L4	8" CMU + 4" BRICK	S < 4'		B	16" HIGH BOND BEAM
L5	8" CMU + 4" BRICK	S < 8'	W8x18 + PL	D	
L6	8" CMU + 4" BRICK	S < 12'	W16x26 + PL	D	
L6A	8" CMU + 4" BRICK	S < 12'	W8x24 + PL	D	SEE NOTE 6
L7	EXTERIOR WALL AT SALLYPORT GR. DR.	S < 12' (2 SPANS)	CONT. W16x26 + PL	D	SEE NOTE 5
L8	INT. PARTITION 8"CMU	S < 4'		A SIM.	16" HIGH BOND BEAM OR SEE NOTE 8
L9	INT. PARTITION 8"CMU	S < 8'		A SIM.	16" HIGH BOND BEAM
L10	INT. PARTITION 8" CMU	S < 12'	W8x18 + PL 3/8x7 1/2"	C SIM.	
L11	8" CMU + 4" STONE	S < 4'	PRECAST: 2-#4 T&B	A	16" HIGH BOND BEAM 5"Wx7 5/8"H MAX. PER ARCH.

NOTES:

1. SEE ARCH. PLANS FOR WALL OPN'G SIZES & LOCATIONS.
2. INSTALL ALL ANGLE LINTELS LLV, U.N.O.
3. PROVIDE 4" BRG. AT LINTEL ENDS FOR SPANS <7'-0" U.N.O.
PROVIDE 8" BRG. AT LINTEL ENDS FOR SPANS >7'-0" U.N.O.
4. PROVIDE 2-#6 VERT. BARS FULL FL. HT. EA. SIDE OF OPNGS.
CENTER BARS IN DEPTH OF BLOCK. SPACE BARS AT 8" O.C.
GROUT CELLS SOLID FULL FLOOR HEIGHT.
5. BEARING 12" MIN. AT EACH END AND PROVIDE TYPE 3 PER 7/S6.1 AT MID SUPPORT.
6. ALT. LINTEL FOR MECH. ROOM 216 LOUVER OPENING.
7. SEE 7/S6.1 FOR BEARING INFORMATION AT A STEEL LINTEL.
8. PROVIDE (2)L3 1/2x4 1/2x3/8 LLV WELDED BACK TO BACK WITH 1/4" x 2" FILLET WELDS AT 12" O.C. - TOP AND BOTTOM.
9. ALL EXTERIOR STEEL LINTELS AND ATTACHED STEEL MEMBERS SHALL BE HOT DIP GALVANIZED AND PROPERLY FLASHED. SEE ARCH. DRAWINGS.
10. CONTROL AND EXPANSION JOINTS SHALL NOT BE PLACED AT BEARING POINTS OR IN THE LINTEL SPAN.

8 TYPICAL SECTIONS THRU LINTELS AND LINTEL SCHEDULE

S6.1 N.T.S.

MATRIX

Matrix Engineering Corporation
Structural Engineers
33 W. Jackson Blvd 4th floor
Chicago Illinois 60604-3901
v 312 427 1200
f 312 427 4220

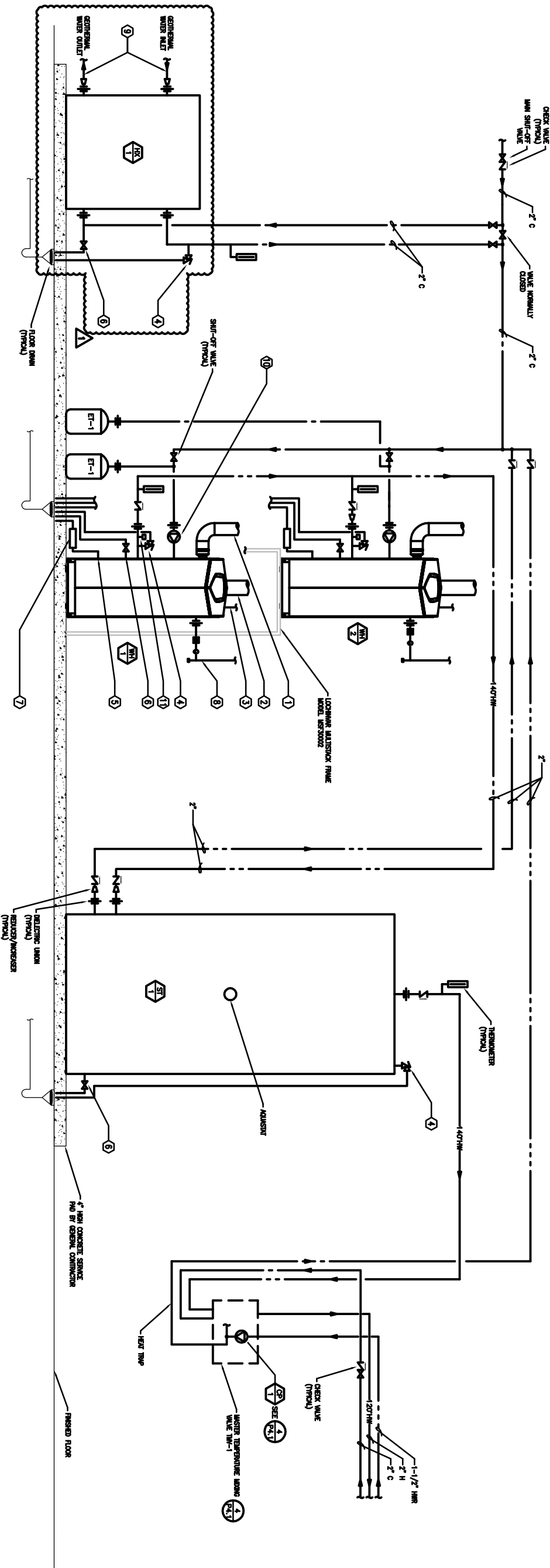
PROJECT: **12th DISTRICT POLICE STATION** 1412 S. BLUE ISLAND AVENUE CHICAGO, IL 60608
MATRIX #: 09018

ISSUE: ADDENDUM 1
TITLE: TYPICAL SECTIONS THRU LINTELS AND LINTEL SCHEDULE
REFERENCE: S6.1

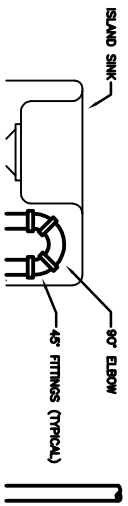
COMMENTS:

DATE 06/23/10

SSK-9



1 CONDENSING DOMESTIC WATER HEATER DETAIL
SCALE: N.T.S.



- KEYED NOTES:**
- ① SMOOTH STEEL, OUTDOOR IN FRONT, PRESSURE VENT TO OUTSIDE BY HVAC CONTRACTOR. SEE PLAN FOR CONTINUATION (TYPICAL, EACH HEATER)
 - ② INSULATED SMOOTH STEEL, CONDENSATION AIR MOISTURE DUCT BY HVAC CONTRACTOR. SEE PLAN FOR CONTINUATION (TYPICAL, EACH HEATER)
 - ③ 120V/1/4" POWER SUPPLY BY ELECTRICAL CONTRACTOR (TYPICAL, EACH HEATER)
 - ④ PIPING WITH FULL SIZE PIPES OVER FLOOR DRAIN WITH APPROVED AIR GAP (TYPICAL)
 - ⑤ CONDENSATE CONNECTION WITH FULL SIZE PVC PIPE OVER FLOOR DRAIN WITH APPROVED AIR GAP (TYPICAL)
 - ⑥ TANK DRAIN CONNECTION WITH FULL SIZE PIPE OVER FLOOR DRAIN WITH APPROVED AIR GAP (TYPICAL)
 - ⑦ CONDENSATE REUTILIZATION KIT PROVIDED BY HEATER MANUFACTURER (TYPICAL)
 - ⑧ NATURAL GAS CONNECTION. SEE HVAC DRAWINGS (TYPICAL)
 - ⑨ GEOTHERMAL LOOP CONNECTION. SEE HVAC DRAWINGS (TYPICAL)
 - ⑩ WATER HEATER INTEGRAL. ALL BRONZE CIRCULATING PUMP (TYPICAL)
 - ⑪ WATER HEATER FLOW SWITCH (TYPICAL)
- NOTES:**
1. REMOVE MANUAL ON/OFF SWITCH FOR REBOLUATING PUMP OR-1.
 2. COORDINATE ELECTRICAL REQUIREMENTS WITH ELECTRICAL CONTRACTOR PRIOR TO CONSTRUCTION.
 3. ALL GEOTHERMAL WATER PIPING AND TANK BY MECHANICAL CONTRACTOR. ALL PORTABLE WATER AND DRAIN PIPING AND TANK BY PLUMBING CONTRACTOR.

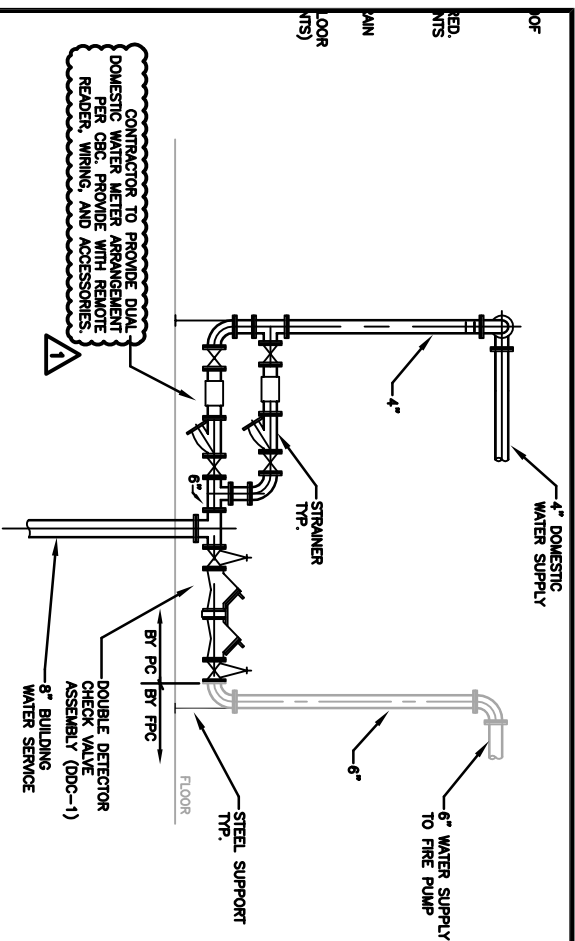
Description: ADDENDUM #1-PLUMBING DETAILS	
Project Number: 2009062	Scale: N.T.S.
Drawn by: BDT	Checked: JEF

100 S. WACKER DRIVE SUITE 700 CHICAGO IL 60606
P.312.606.0910 F.312.606.0415

Project Name:	POLICE DEPARTMENT DISTRICT 12
---------------	-------------------------------

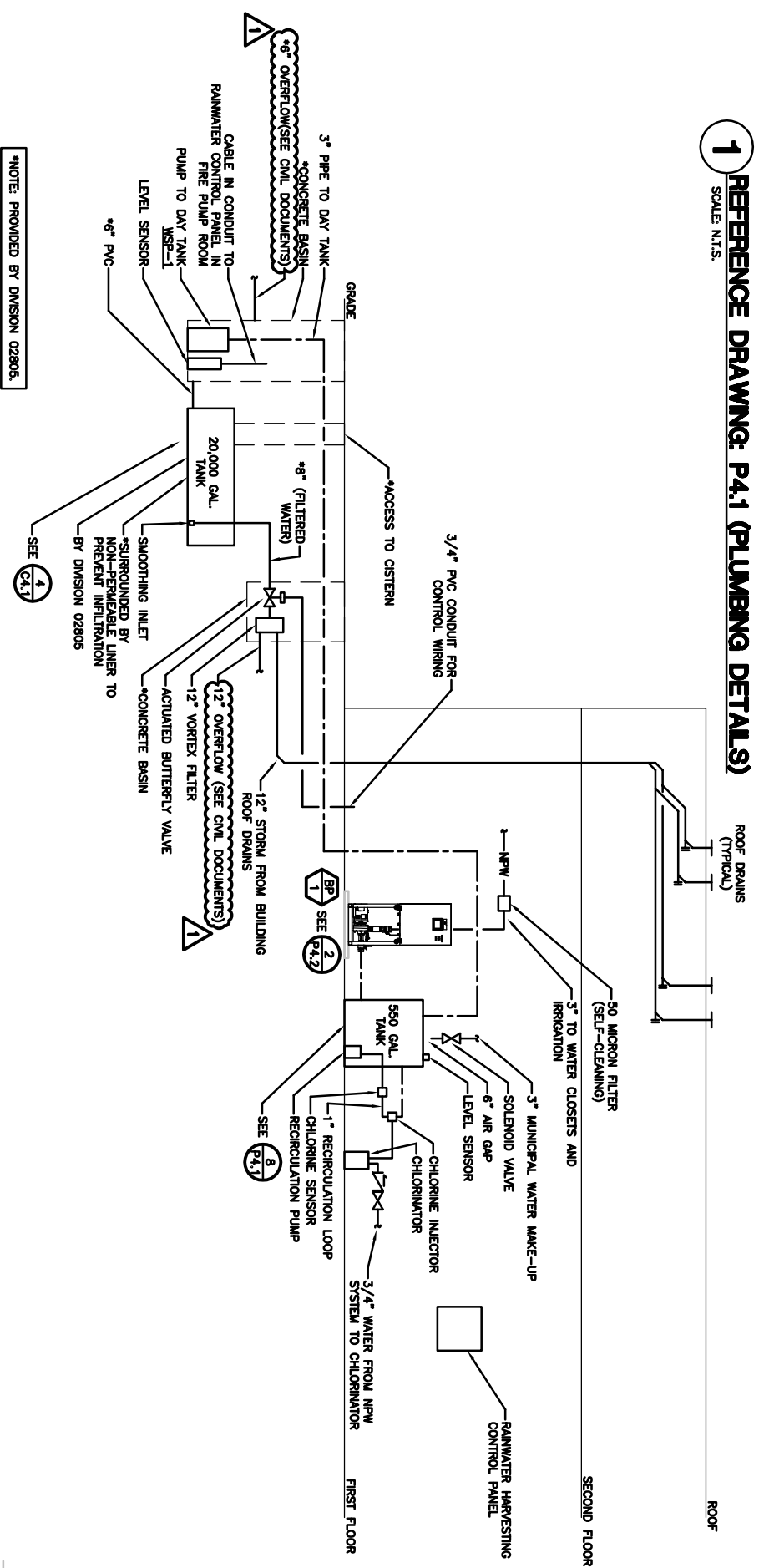
Reference:	P4.2
------------	------

Sketch No.	PSK-08
------------	--------



11 NCOMING WATER SERVICE DIAGRAM
SCALE: N.T.S.

1 REFERENCE DRAWING: P4.1 (PLUMBING DETAILS)
SCALE: N.T.S.



1 RAINWATER HARVESTING DIAGRAM
SCALE: N.T.S.

2 REFERENCE DRAWING: P4.3 (PLUMBING DETAILS)
SCALE: N.T.S.

Description: ADDENDUM #1-PLUMBING DETAILS	
Project Number: 2009062	Scale: N.T.S.
Drawn by: BDT	Checked: JEF

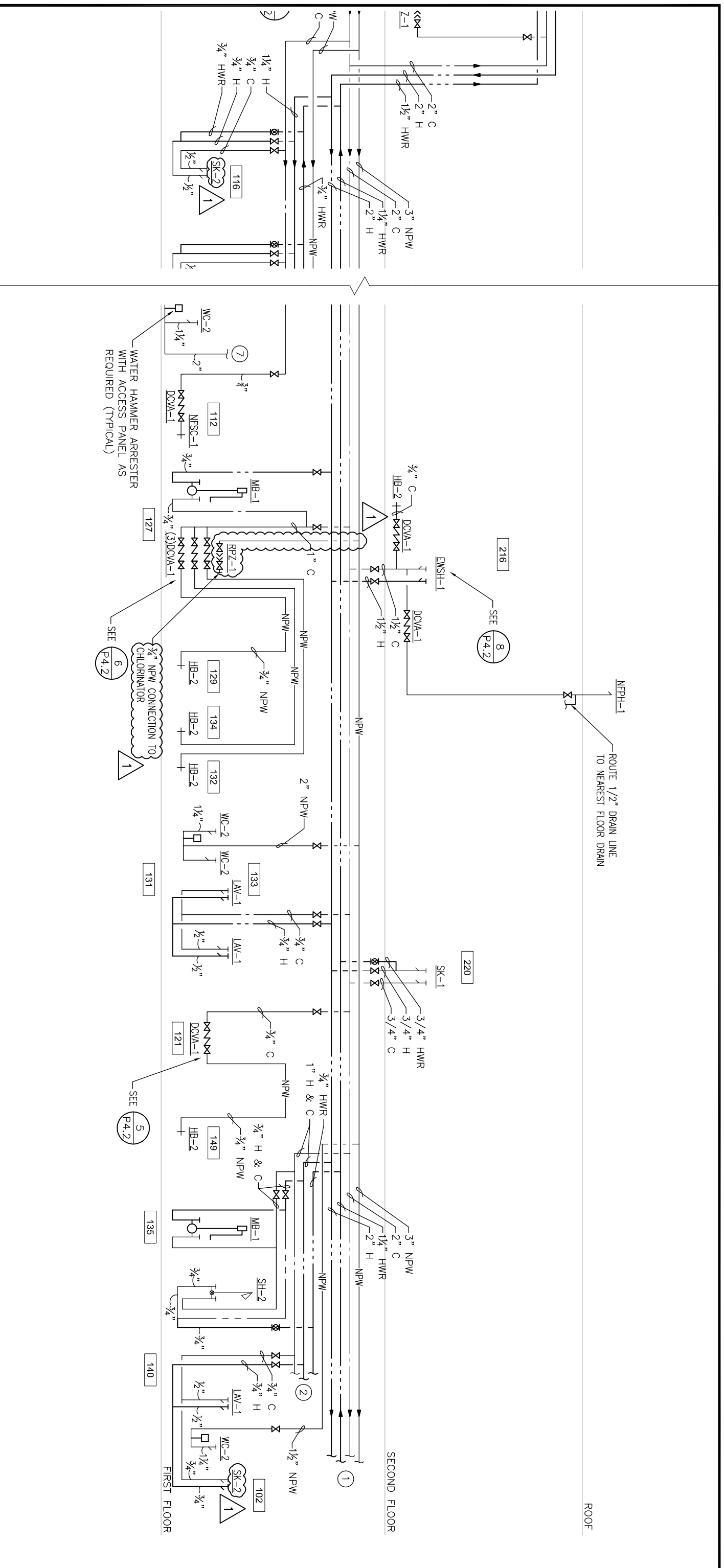
Date: 06-23-2010	
Approved: JEF	

Project Name:	POLICE DEPARTMENT DISTRICT 12
---------------	-------------------------------

Reference:	P4.1 & P4.3
------------	-------------

Sketch No.	PSK-07
------------	--------





Description: ADDENDUM #1-PLUMBING DOMESTIC WATER - RISER DIAGRAM

Project Number: 2009062

Scale: NTS

Date: 06-23-2010

Drawn by: BDT

Checked: JEF

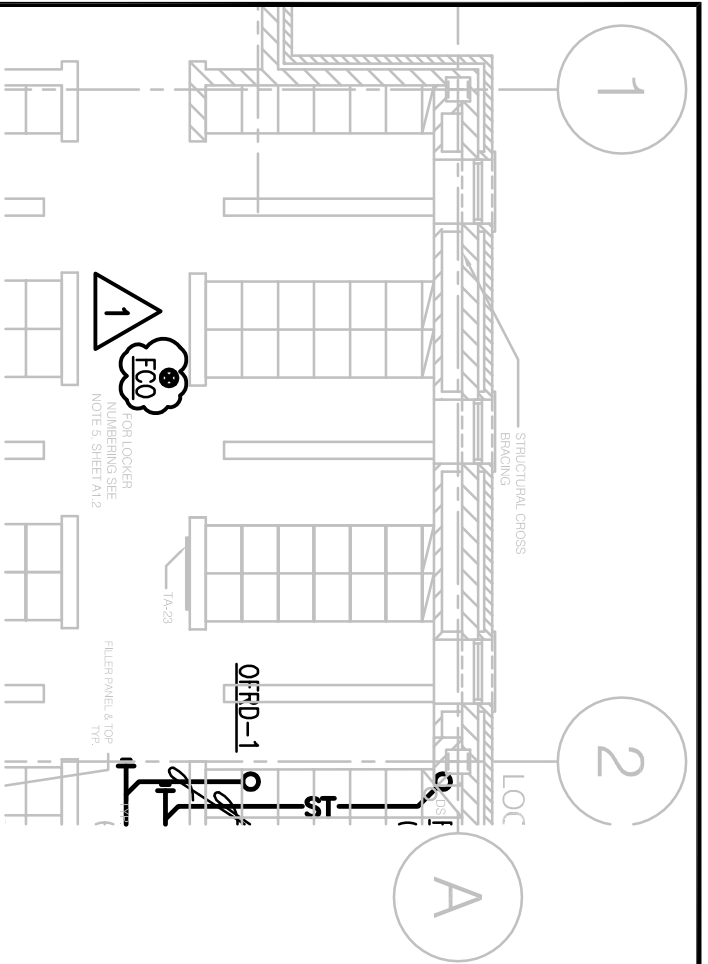
Approved: JEF



Project Name:
POLICE
DEPARTMENT
DISTRICT 12

Reference:
P3.2

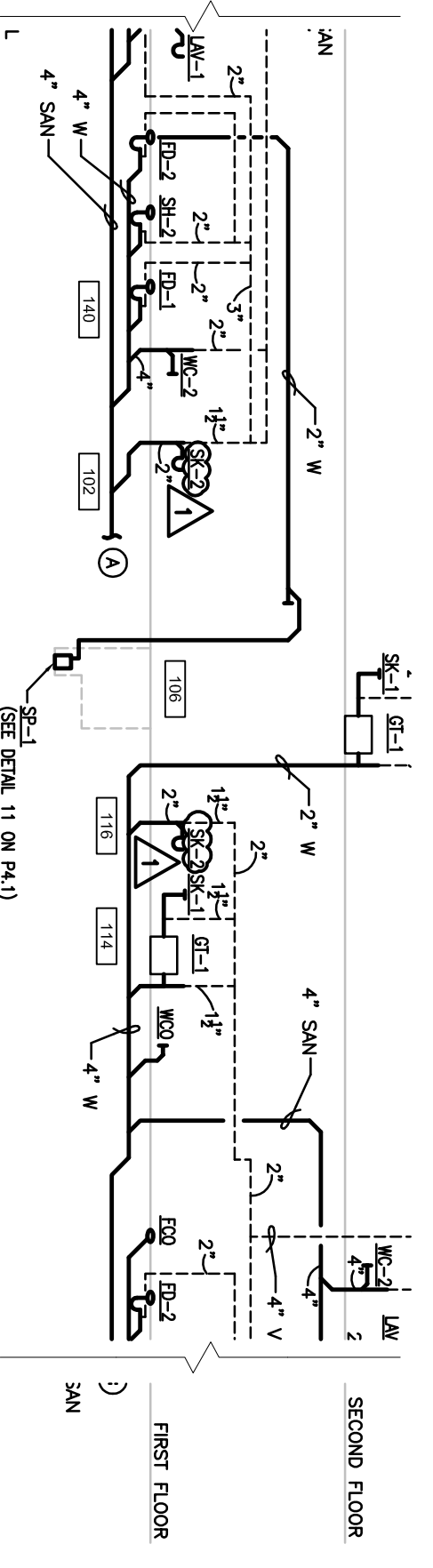
Sketch No.
PSK-06



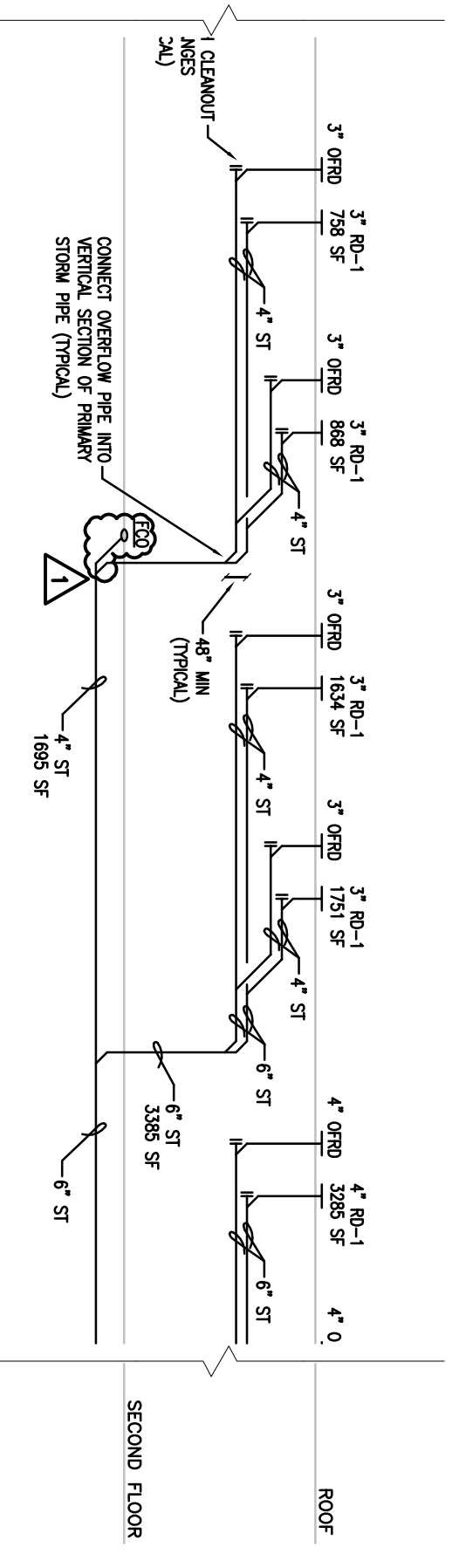
DRAWING NOTES

3. THE COLD WATER PIPING FROM THE RAINWATER DAY TANK TO THE URINALS AND WATER CLOSETS SHALL BE COPPER WITH 1" INSULATION. PAINT THE INSULATION AND PIPING YELLOW AND ADD "NON-POTABLE" LABELS AT INTERVALS NOT TO EXCEED TEN FEET.
4. COORDINATE ALL PLUMBING WORK WITH MECHANICAL WORK.

1 REFERENCE DRAWING: P12 (PLUMBING-SECOND FLOOR PLAN)
SCALE: 1/8" = 1'-0"




2 REFERENCE DRAWING: P3.1 (PLUMBING RISER DIAGRAMS: PLUMBING WATER & VENT - RISER DIAGRAM)
SCALE: N.T.S.



3 REFERENCE DRAWING: P3.1 (PLUMBING RISER DIAGRAMS: PLUMBING STORM - RISER DIAGRAM)
SCALE: N.T.S.

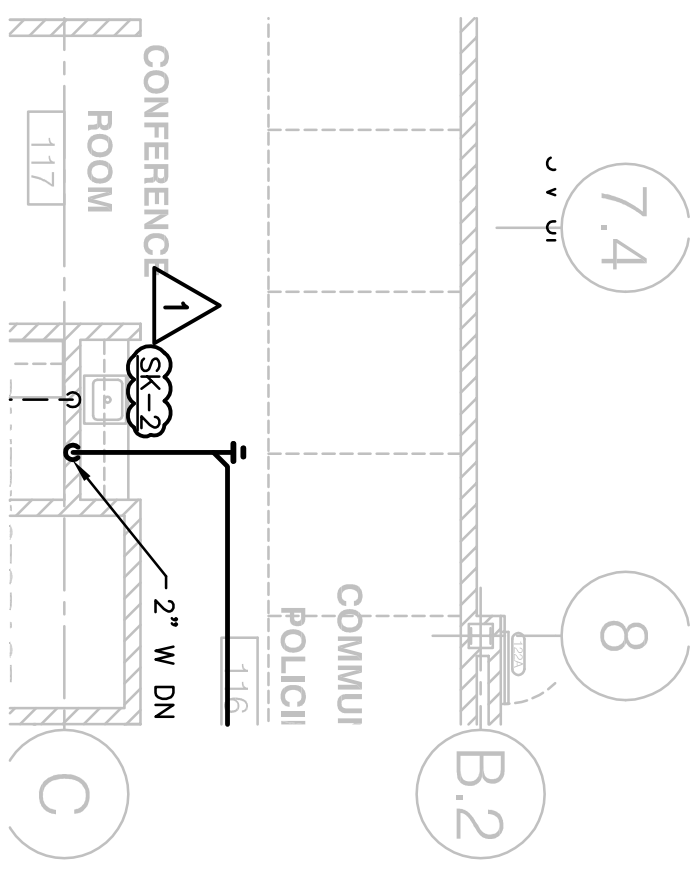
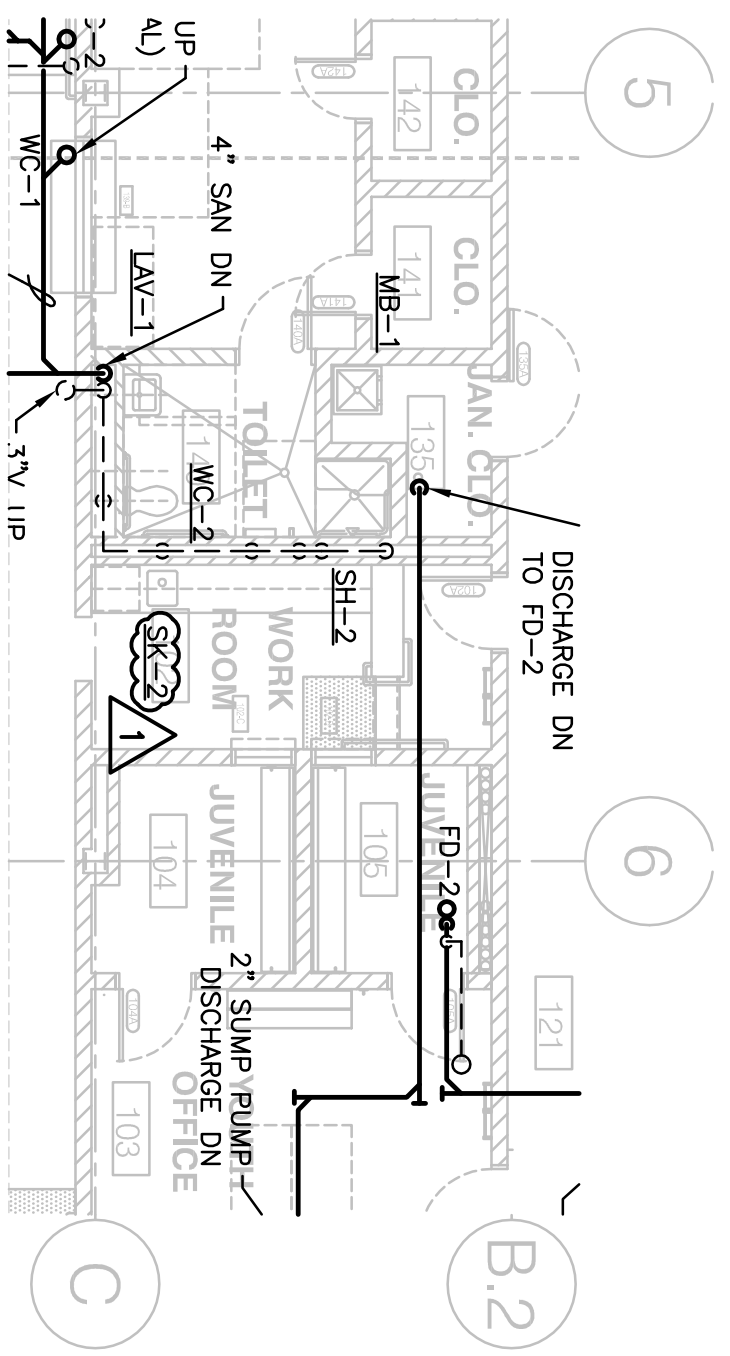
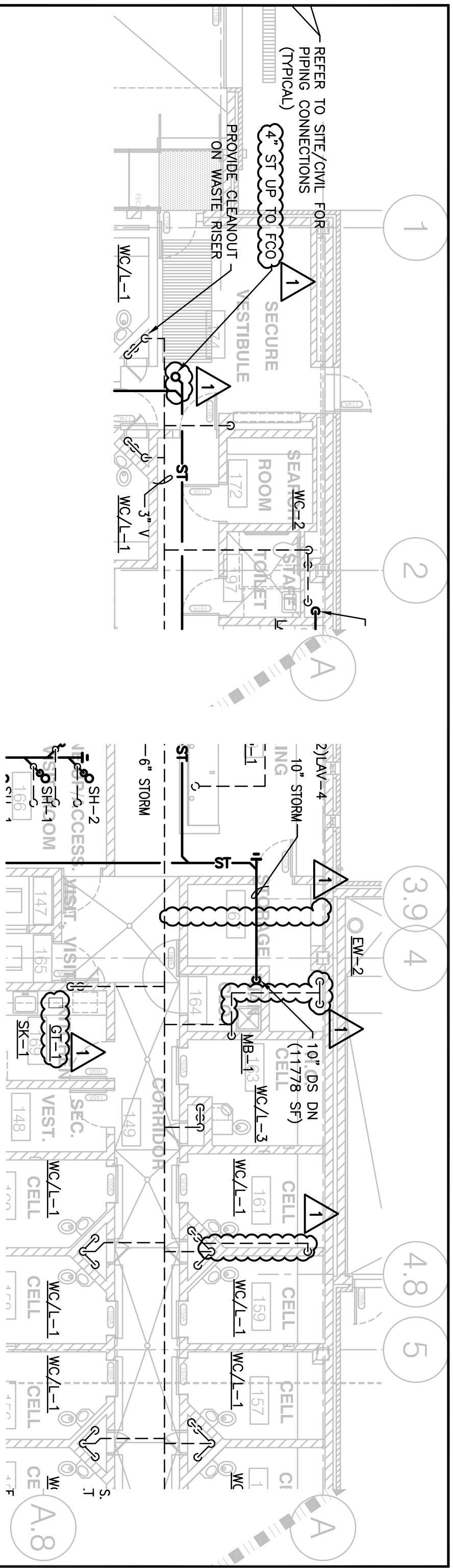
Description: ADDENDUM #1-PLUMBING RISER DIAGRAMS & FLOOR PLAN	
Project Number: 2009062	Scale: SEE PLANS
Drawn by: BDT	Checked: JEF
Date: 06-23-2010	Approved: JEF



Project Name:
POLICE
DEPARTMENT
DISTRICT 12

Reference:
P1.2 & P3.1

Sketch No.
PSK-05



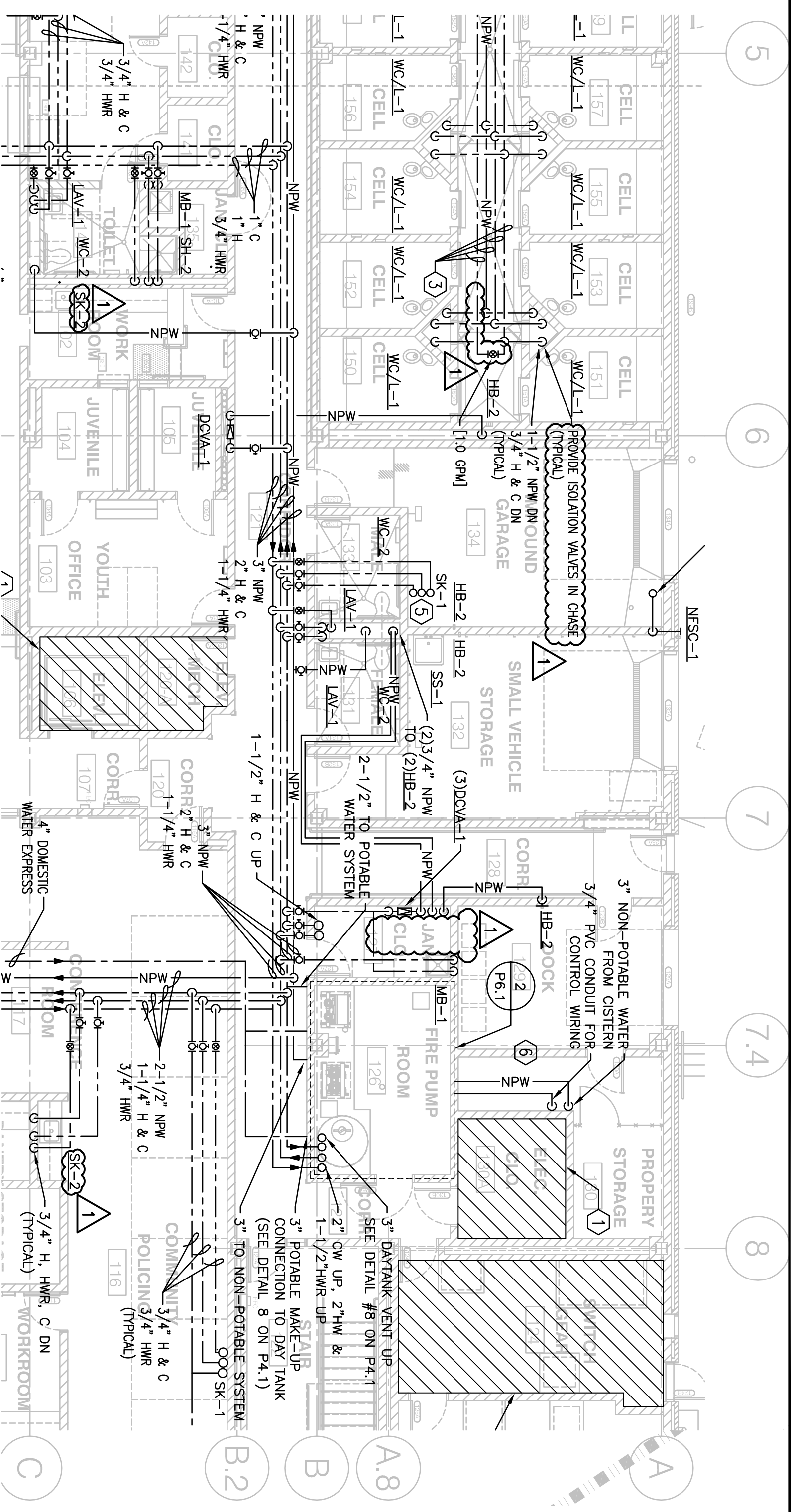
Description: ADDENDUM #1-PLUMBING WASTE & VENT-FIRST FLOOR PLAN	
Project Number: 2009062	Scale: 1/8" = 1'-0"
Date: 06-23-2010	Approved: JEF
Drawn by: BDT	Checked: JEF

Primer
 100 S. WACKER DRIVE SUITE 700, CHICAGO IL 60606
 P.312.606.0910 F.312.606.0415

Project Name:
 POLICE DEPARTMENT
 DISTRICT 12

Reference:
 P1.1B

Sketch No.
 PSK-04



DRAWING NOTES:

3. THE COLD WATER PIPING FROM THE RAINWATER DAY TANK TO THE URINALS AND WATER CLOSETS SHALL BE COPPER WITH 1" INSULATION. PAINT THE INSULATION AND PIPING YELLOW AND ADD "NON-POTABLE" LABELS AT INTERVALS NOT TO EXCEED 10 FEET.

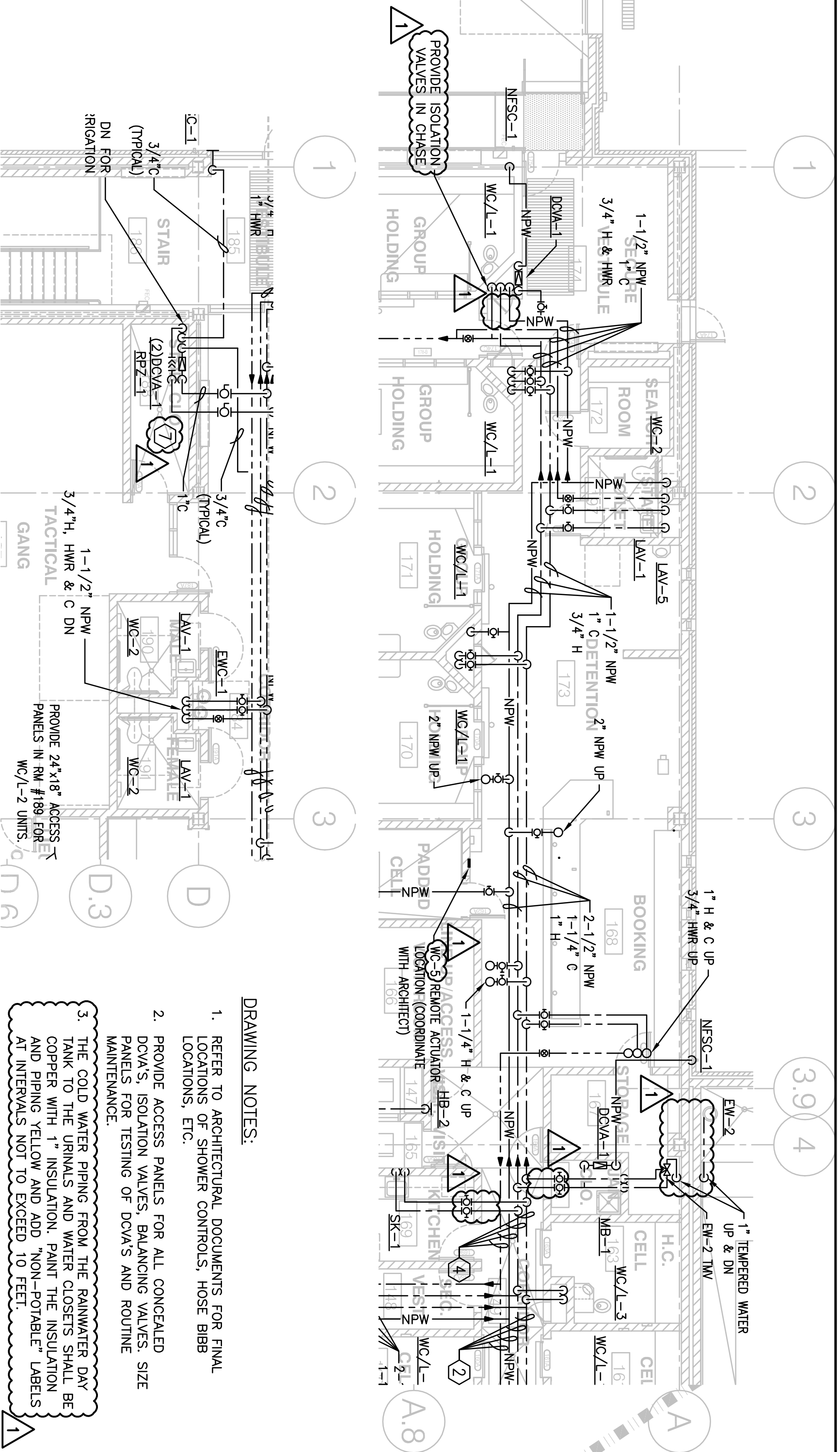
Description: ADDENDUM #1-PLUMBING DOMESTIC WATER-FIRST FLOOR PLAN	
Project Number: 2009062	Scale: 1/8" = 1'-0"
Drawn by: BDT	Checked: JEF
Date: 06-23-2010	Approved: JEF



Project Name:
POLICE DEPARTMENT DISTRICT 12

Reference:
P1.1A

Sketch No.
PSK-03



PROVIDE ISOLATION VALVES IN CHASE

1. REFER TO ARCHITECTURAL DOCUMENTS FOR FINAL LOCATIONS OF SHOWER CONTROLS, HOSE BIBB LOCATIONS, ETC.

2. PROVIDE ACCESS PANELS FOR ALL CONCEALED DCVA'S, ISOLATION VALVES, BALANCING VALVES. SIZE PANELS FOR TESTING OF DCVA'S AND ROUTINE MAINTENANCE.

3. THE COLD WATER PIPING FROM THE RAINWATER DAY TANK TO THE URINALS AND WATER CLOSETS SHALL BE COPPER WITH 1" INSULATION. PAINT THE INSULATION AND PIPING YELLOW AND ADD "NON-POTABLE" LABELS AT INTERVALS NOT TO EXCEED 10 FEET.

4. COORDINATE ALL REQUIRED ACCESS PANEL LOCATIONS WITH ARCHITECT.

DRAWING NOTES:

Description: ADDENDUM #1-PLUMBING DOMESTIC WATER-FIRST FLOOR PLAN	
Project Number: 2009062	Scale: 1/8" = 1'-0"
Drawn by: BDT	Checked: JEF
Date: 06-23-2010	Approved: JEF

100 S. WACKER DRIVE SUITE 700 CHICAGO IL 60606
P.312.606.0910 F.312.606.0415

Project Name:
POLICE DEPARTMENT DISTRICT 12

Reference:
P1.1A

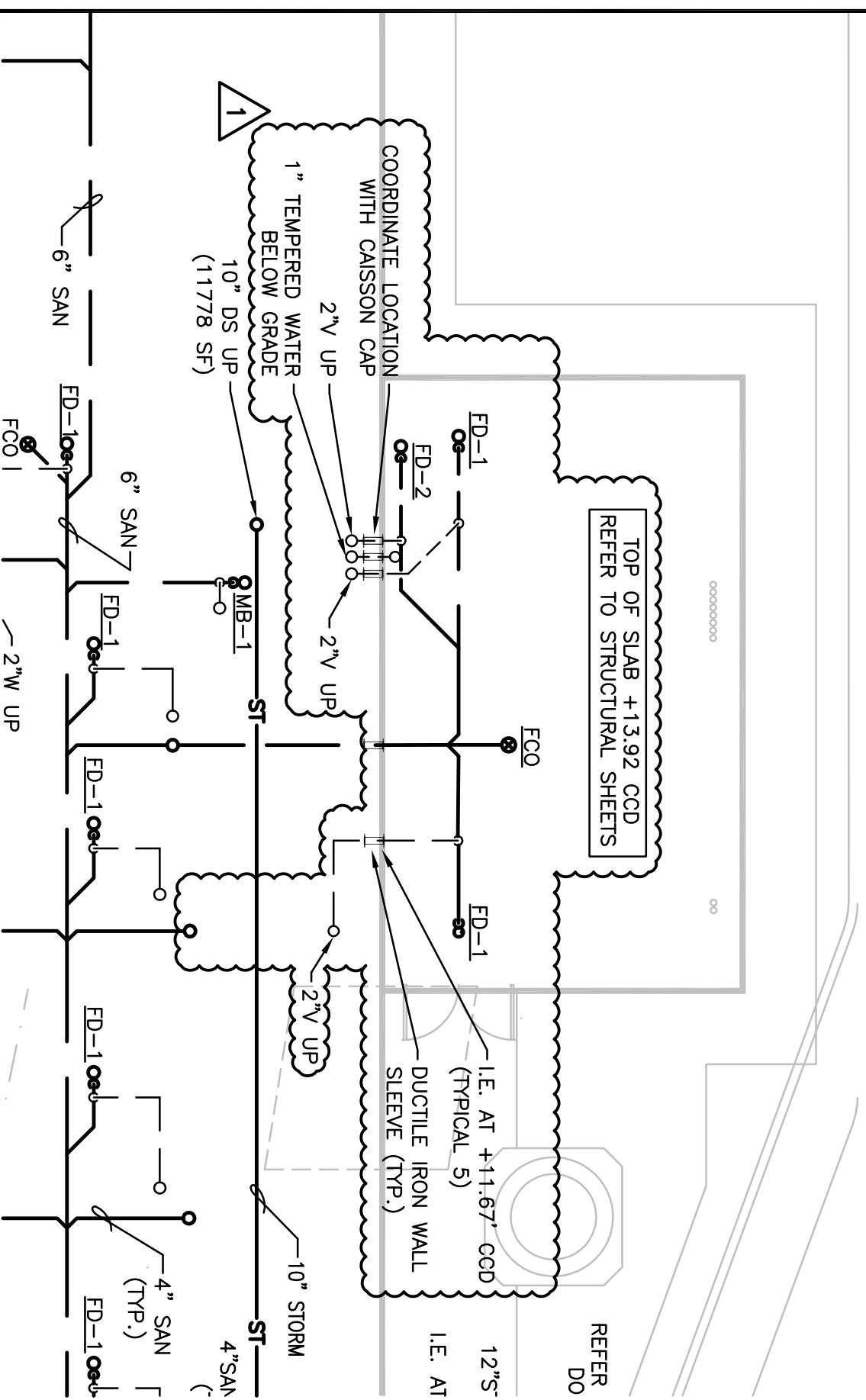
Sketch No.
PSK-02

PLUMBING GENERAL NOTES

19. THE HARVESTED RAINWATER NON-POTABLE WATER SUPPLY DISTRIBUTION PIPING AND INSULATION SHALL BE PAINTED YELLOW, AND THE INSULATION MUST BE MARKED "NON-POTABLE" AT INTERVALS NOT TO EXCEED TEN FEET.



1 REFERENCE DRAWING: P0.0 (PLUMBING NOTES, ABBREVIATIONS, AND SYMBOLS)
SCALE: N.T.S.



2 REFERENCE DRAWING: P1.0 (PLUMBING UNDERGROUND-FIRST FLOOR PLAN)
SCALE: 1/8" = 1'-0"

Description: ADDENDUM #1 - GENERAL NOTES AND FLOOR PLAN	
Project Number: 2009062	Scale: SEE PLANS
Drawn by: BDT	Checked: JEF

100 S. WACKER DRIVE SUITE 700 - CHICAGO IL 60606
P:312-606-0900 F:312-506-0415

Project Name: POLICE DEPARTMENT DISTRICT 12
--

Reference:
P0.0 & P1.0

Sketch No.
PSK-01

