

Original

Contractor: Blinderman Construction Company, Inc.
Address: 8501 West Higgins Road, Ste. 320
City/State/Zip: Chicago, IL 60631
Phone Number: 773.444.0500
Fax Number: 773.444.0501

TO BE EXECUTED IN DUPLICATE

**BOOK 1:
PROJECT INFORMATION, INSTRUCTIONS, AND EXECUTION DOCUMENTS**

CONTRACT NO. 1459

Beverly Branch Library
1962 West 95th Street
New Construction
Project # CPL-030

PUBLIC BUILDING COMMISSION OF CHICAGO



Mayor Richard M. Daley
Chairman

Montel M. Gayles
Executive Director

Room 200
 Richard J. Daley Center
 50 West Washington Street
 Chicago, Illinois 60602
 312-744-3090
www.pbcchicago.com

Any contract entered into as a result of this bid process is governed by the terms and conditions set forth in Book 2 "Standard Terms and Conditions for Construction Contracts" dated October 2007 and incorporated as if fully set forth here by this reference; and by Book 1, Book 3, plans, drawings, exhibits, and attachments as appropriate.

October 2007

PUBLIC BUILDING COMMISSION OF CHICAGO

Contract No. 1459

TABLE OF CONTENTS

DOCUMENT SUBMITTAL CHECKLIST.....4

I. PROJECT INFORMATION5

- A. GENERAL PROJECT INFORMATION5
- B. TIME OF COMPLETION6
- C. TIME OF COMPLETION OF PUNCH LIST WORK6
- D. COPIES OF DRAWINGS AND SPECIFICATIONS FURNISHED7
- E. LIQUIDATED DAMAGES7
- F. INSURANCE REQUIREMENTS8
- G. NOTICES10
- H. PREVAILING WAGE RATES11
- I. COMMUNITY HIRING INCENTIVES11
- J. CONTRACTOR'S PROJECT MANAGER11
- K. LICENSING11

II. PROPOSAL AND EXECUTION DOCUMENTS12

- A. CONTRACTOR'S BID12
- B. ACCEPTANCE OF THE BID14
- C. CORPORATE RESOLUTION (IF A CORPORATION)15

III. PROPOSAL SUPPORT DOCUMENTS16

- A. BASIS OF AWARD (AWARD CRITERIA)16

IV. ADDITIONAL DOCUMENTS TO BE EXECUTED21

- AFFIDAVIT OF NONCOLLUSION21
- SCHEDULE B - JOINT VENTURE AFFIDAVIT22
- SCHEDULE C - LETTER OF INTENT FROM MBE/WBE25
- SCHEDULE D - AFFIDAVIT OF GENERAL CONTRACTOR REGARDING MBE/WBE PARTICIPATION27
- SCHEDULE E - REQUEST FOR WAIVER FROM MBE/WBE PARTICIPATION29
- AFFIDAVIT OF UNCOMPLETED WORK30
- STATEMENT OF BIDDER'S QUALIFICATIONS34
- DISCLOSURE OF RETAINED PARTIES36
- PERFORMANCE AND PAYMENT BOND38

V. INSTRUCTIONS TO BIDDERS42

- A. EXAMINATION OF DOCUMENTS BY BIDDER42
- B. INTERPRETATIONS OR ADDENDA42
- C. INSPECTION OF SITE42
- D. PRE-QUALIFICATION OF BIDDERS42
- E. COMPETENCY OF BIDDER43
- F. PREPARATION OF BID43
- G. BID GUARANTEE: DEPOSIT AND TIME PERIOD44
- H. ADMINISTRATIVE FEE44
- I. BIDDER'S EXECUTION OF BID44
- J. BASIS OF AWARD (AWARD CRITERIA)45
- K. ALTERNATES45
- L. AFFIDAVIT OF NON-COLLUSION45
- M. MBE AND WBE COMMITMENTS45
- N. AFFIDAVIT OF UNCOMPLETED WORK45
- O. BIDDER'S FINANCIAL STATEMENT45
- P. DISCLOSURE AFFIDAVIT45
- Q. STATEMENT OF BIDDER'S QUALIFICATIONS46

PUBLIC BUILDING COMMISSION OF CHICAGO

Contract No. 1459

R. DISCLOSURE OF RETAINED PARTIES46
S. SUBMISSION OF BID46
T. WITHDRAWAL OF BIDS BEFORE BID OPENING46
U. OPENING OF BIDS46
V. EVALUATION OF BIDS46
W. AWARD OF CONTRACT; REJECTION OF BIDS47
X. PERFORMANCE AND PAYMENT BOND AND INSURANCE47
Y. ORDER OF PRECEDENCE OF COMPONENTS OF THE CONTRACT DOCUMENTS47
Z. PROTESTS48

EXHIBITS

1. Prevailing Wage Rate Sheet for Cook County

PUBLIC BUILDING COMMISSION OF CHICAGO

Contract No. 1459

DOCUMENT SUBMITTAL CHECKLIST

Two originals of the following documents are required at the time of bid opening. Please ensure that you have completed the forms and indicate such by placing an "X" next to each completed item:

1. _____ Contractor's Bid
2. _____ Bid Guarantee
3. _____ Administrative Fee
4. _____ Acceptance of the Bid
5. _____ Basis of Award (Award Criteria)
6. _____ Unit Prices (If applicable)
7. _____ Affidavit of Non-Collusion
8. _____ Schedule B – Affidavit of Joint Venture (if applicable)
9. _____ Schedule C – Letter of Intent from MBE/WBE, including current certification letter
10. _____ Schedule D – Affidavit of General Contractor Regarding MBE/WBE Participation
11. _____ Schedule E – Request for Waiver from MBE/WBE Participation
12. _____ Affidavit of Uncompleted Work

Current versions of the following documents must be on file with the Commission at the time of bid opening:

1. _____ Financial Statement
2. _____ Disclosure Affidavit
3. _____ Statement of Bidder's Qualifications

The Contractor is required to submit the following within five (5) days after bid opening.

1. _____ **Disclosure of Retained Parties** (The apparent low and the apparent 2nd low bidder must submit a fully executed Disclosure of Retained Parties within 5 days after bid opening)

PUBLIC BUILDING COMMISSION OF CHICAGO

Contract No. 1459

I. PROJECT INFORMATION

A. General Project Information

The following specifications supplement Part IV. "Additional Documents to be Executed" and Part V. "Instructions to Bidders."

1. Bids will be received by the Public Building Commission of Chicago for the following in accordance with the Contract Documents set forth below:

**Beverly Branch Library
1962 West 95th Street
New Construction
Project # CPL-030**

2. **General Description of Scope of Work:**

- a) As described in the specifications, construct new 16,300 SF one-story branch library with on-site parking for 21 vehicles, landscaped reading garden and improvements to the public way. Project will be LEED certified.
- b) This description of Work is intended to be general in nature and is neither a complete description nor a limitation of the Work to be performed. The Contractor must perform all Work described in the Contract Documents or reasonably inferable as necessary to produce the results specified therein, except to the extent specifically indicated in the Contract Documents to be the responsibility of others.

3. **User Agency: Chicago Public Library**

4. **Architect's Name, Address, and Phone Number: Ileki Associates, 205 West Wacker Drive, Suite 730, Chicago, IL 60606, tel: 312-419-0009**

5. **Commission's Representative: Jim Gallagher**

6. **Project is located in Ward: 19th**

7. **Do Bidders need to be Pre-Qualified? Yes**
(see Part V.D. "Pre-Qualification of Bidders" for details):

8. **Request for Information: send to Public Building Commission of Chicago, Attn: Janice Meeks, Contract Administrator via (fax) 312-744-3572 or (email) janicemeeks@cityofchicago.org**

9. **Inspection of Site**

In accordance with Section 3.03 "Site Conditions and Inspection," the Bidder is expected to inspect the Site of the Work. Site inspection must be arranged through the Commission Representative.

PUBLIC BUILDING COMMISSION OF CHICAGO

Contract No. 1459

10. Documents Available from: **Best Imaging Solutions, 20 E. Randolph Street, Chicago, IL 60601, tel: 312-357-9050**
11. Online construction documents available at:
<http://www.designbidbuild.net/BestImaging?PBC>, click register if this is your first time using this system. Once you register and login type **1459 in the project password field and hit enter to gain access to view and order documents.**
12. **Pre-Bid Meeting Date, Time, and Location: Monday, October 22, 2007** at 10:00AM_ in the 2nd Floor Board Room, Richard J. Daley Center, 50 West Washington Street, Chicago, IL 60602
13. **Technical Review Meeting Date, Time and Location: Monday, October 29, 2007** at 10:00AM in the 2nd Floor Board Room, Richard J. Daley Center, 50 West Washington Street, Chicago, IL 60602
14. **Bid Opening Date and Time: Friday, November 16, 2007 at 2:00PM**
15. **Amount of Bid Deposit: 5% of bid amount**
16. **Administrative Fee: \$5,000.00**
17. **Amount of Contingency Fund: \$600,000.00**
18. **Document Deposit: \$ZERO**
19. **Cost for Additional Documents (per set): At Contractor's own expense**
20. **Award of Contract**

Attention is called to Part V.Z. "Award of Contract; Rejection of Bids" for procedures regarding the award of the Contract.
20. **MBE/WBE Contract Goals: 24% MBE and 4% WBE**

B. Time of Completion

The Work must be completed within (365) calendar days upon issuance of the Notice to Proceed. The work must be performed in two phases.

Phase I: Mobilization & Permit: 60calendar days

Phase II: Construction: 305calendar days

C. Time of Completion of Punch List Work

All final Punch List work must be prosecuted expeditiously and completed, in total, within thirty (30) Days of the date of transmittal to the Contractor.

PUBLIC BUILDING COMMISSION OF CHICAGO

Contract No. 1459

D. Copies of Drawings and Specifications Furnished

The Commission will furnish to the Contractor one (1) set of electronic documentation and one (1) copy of Drawings and Specifications for the execution of the Work. The Contractor is responsible for obtaining additional copies at its own cost.

E. Liquidated Damages

1. The Contractor and the Commission understand and mutually agree that the date to begin the Work, the time of completion of the Work, Contract Completion Date, and the time of completion of Punch List Work, all as specified in the Contract, hereunder are essential conditions of this Contract. It is further mutually understood and agreed that the Work embraced in this Contract must be commenced on a date to be specified in the Notice to Proceed.
2. The Contractor agrees that said Work must be executed regularly, diligently, and uninterruptedly at such rate of progress as will ensure full completion thereof within the time specified. The Contractor and the Commission understand and agree that the time for the completion of the Work described herein is reasonable time. If the Contractor neglect, fail or refuse to complete the Work within the time herein specified, or any proper extension thereof granted by the Commission, then the Contractor and its surety do hereby agree to pay to the Commission the amount of:

Substantial Completion of Project \$5,000per Day

Completion of Punch List Work \$2,500 per Day

Completion of Base Contract Work at \$2,500 per Day
Project Substantial Completion if
Commission occupies project

not as a penalty but as liquidated damages for such breach of contract as herein set forth for each and every Day that the Contractor shall be in default after time stipulated in the Contract for completing the Work and/or the Punch List Work.

3. The Commission may recover said liquidated damages by deducting the amount thereof out of any monies due or that may become due the Contractor. Liquidated damages, if any, will be calculated on completion of the Work and submission of the Contractor's final pay request.
4. Completion of the Work, for the purposes of this section only, shall occur upon completion of all of the Work required by the Contract Documents. Completion of Milestones, Phases, Base Contract Work or Punch List Work, for the purposes of this section only, shall occur upon the Commission's determination that the Milestones, Phases, Base Contract Work or Punch List Work is completed.

PUBLIC BUILDING COMMISSION OF CHICAGO

Contract No. 1459

F. Insurance Requirements

The Contractor must provide and maintain at Contractor's own expense, the minimum insurance coverage and requirements specified below, insuring all operations related to the Contract. The insurance must remain in effect from: the date of the notice to proceed until Substantial Completion of the project, during completion of Punch List, as well as any time Contractor returns to perform additional work regarding warranties or for any other purpose.

1. Insurance To Be Provided By the Contractor

A) Workers' Compensation and Employers Liability

Workers' Compensation Insurance, as prescribed by applicable law covering all employees who are to provide a service under this Contract and Employers Liability coverage with limits of not less than \$500,000 each accident, illness or disease.

B) Commercial General Liability (Primary and Umbrella)

Commercial General Liability Insurance or equivalent with limits of not less than \$5,000,000 per occurrence for bodily injury, personal injury, and property damage liability. Coverage must include the following: All premises and operations, products/completed operations (for minimum of two (2) years following project completion), explosion, collapse, underground, separation of insureds, defense, and contractual liability with no limitation endorsement. The Public Building Commission and the City of Chicago are to be named as additional insureds on a primary, non-contributory basis for any liability arising directly or indirectly from the work.

Subcontractors performing work for Contractor must maintain limits of not less than \$1,000,000 per occurrence with the same terms herein.

C) Automobile Liability (Primary and Umbrella)

When any motor vehicles (owned, non-owned and hired) are used in connection with work to be performed, the Contractor must provide Automobile Liability Insurance, with limits of not less than \$2,000,000 per occurrence for bodily injury and property damage. The Public Building Commission and the City of Chicago are to be named as additional insureds on a primary, non-contributory basis.

Subcontractors performing work for Contractor must maintain limits of not less than \$1,000,000 per occurrence with the same terms herein.

D) Contractors Pollution Liability

When any work is performed which may cause a pollution exposure, Contractors Pollution Liability must be provided covering bodily injury, property damage and other losses caused by pollution conditions that arise from the Contract scope of services with limits of not less than \$1,000,000 per occurrence. When policies are renewed or replaced, the policy retroactive date must coincide with or precede, start of work on the Contract. A claims-made policy, which is not renewed or replaced, must have an extended reporting period of two (2) years. The Public Building Commission and the City of Chicago are to be named as additional insureds on a primary, non-contributory basis.

PUBLIC BUILDING COMMISSION OF CHICAGO

Contract No. 1459

E) Professional Liability

When any architects, engineers, construction managers or other professional consultants perform work in connection with this Contract, Professional Liability Insurance covering acts, errors, or omissions must be maintained with limits of not less than \$1,000,000. When policies are renewed or replaced, the policy retroactive date must coincide with, or precede, start of work on the Contract. A claims-made policy, which is not renewed or replaced, must have an extended reporting period of two (2) years.

F) Builders Risk

When Contractor undertakes any construction, including improvements, betterments, and/or repairs, the Contractor must provide All Risk Builders Risk Insurance at replacement cost for materials, supplies, equipment, machinery and fixtures that are or will be part of the permanent facility. Coverage must include but are not limited to the following: right to partial occupancy, collapse, water including overflow, leakage, sewer backup, or seepage, damage to adjoining or existing property, debris removal, scaffolding, false work, fences, and temporary structures, faulty workmanship or materials, and equipment stored off site or in transit. The Public Building Commission and the City of Chicago are to be named as additional insureds and loss payees

The Contractor is responsible for all loss or damage to Public Building Commission and/or City of Chicago property at full replacement cost. The Contractor is responsible for all loss or damage to personal property including but not limited to materials, equipment, tools, and supplies owned, rented, or used by Contractor.

2. Additional Requirements

Contractor must furnish the Public Building Commission Procurement Department, Richard J. Daley Center, Room 200, Chicago, IL 60602, original Certificates of Insurance, or such similar evidence, to be in force on the date of this Contract, and Renewal Certificates of Insurance, or such similar evidence, if any insurance policy has an expiration or renewal date occurring during the term of this Contract. The Contractor must submit evidence of insurance to the Public Building Commission prior to Contract award. The receipt of any certificate does not constitute agreement by the Commission that the insurance requirements in the Contract have been fully met or that the insurance policies indicated on the certificate are in compliance with all Contract requirements. The failure of the Commission to obtain certificates or other insurance evidence from Contractor is not a waiver by the Commission of any requirements for the Contractor to obtain and maintain the specified insurance. The Contractor will advise all insurers of the Contract provisions regarding insurance. Non-conforming insurance does not relieve Contractor of the obligation to provide insurance as specified in this contract. Nonfulfillment of the insurance conditions may constitute a breach of the Contract, and the Commission retains the right to stop work until proper evidence of insurance is provided, or the Contract may be terminated.

The Commission reserves the right to obtain copies of insurance policies and records from the Contractor and/or its subcontractors at any time upon written request.

PUBLIC BUILDING COMMISSION OF CHICAGO

Contract No. 1459

The insurance must provide for 60 days prior written notice to be given to the Commission in the event coverage is substantially changed, canceled, or non-renewed.

Any deductibles or self-insured retentions on referenced insurance must be borne by Contractor.

The Contractor agrees that insurers waive their rights of subrogation against the Public Building Commission and the City of Chicago, their respective Board members, employees, elected officials, officers, or representatives.

The insurance coverage and limits furnished by Contractor in no way limit the Contractor's liabilities and responsibilities specified within the Contract or by law.

Any insurance or self-insurance programs maintained by the Public Building Commission and the City of Chicago do not contribute with insurance provided by the Contractor under the Contract.

The required insurance to be carried is not limited by any limitations expressed in the indemnification language in this Contract or any limitation placed on the indemnity in this Contract given as a matter of law.

If contractor is a joint venture or limited liability company, the insurance policies must name the joint venture or limited liability company as a named insured.

The Contractor must require all subcontractors to provide the insurance required herein, or Contractor may provide the insurance for subcontractors. All subcontractors are subject to the same insurance requirements of Contractor unless otherwise specified in this Contract.

If Contractor or subcontractor desires additional coverage, the party desiring the additional coverage is responsible for the acquisition and cost.

The Public Building Commission maintains the rights to modify, delete, alter or change these requirements.

G. Notices

In accordance with Book 2 Section 23.05 "Notices," Notices must be addressed as follows:

1. If to the Commission, notices must be addressed to the attention of the **Commission's Representative** with copies to: the Executive Director.
2. If to the Contractor, notices must be sent to the address identified on the title page of this Book 1 with copies to: **Commission's Representative and** the Contractor's Bonding Company

PUBLIC BUILDING COMMISSION OF CHICAGO

Contract No. 1459

H. Prevailing Wage Rates

Prevailing wage rates in effect at the time of issuance of these Contract Documents are attached. One resource for determining the current prevailing wage rate is the Internet site www.state.il.us/agency/idol/CM/countym.htm maintained by the State of Illinois Department of Labor.

I. Community Hiring Incentives

This Contract is subject to community hiring incentives. See Part III "Basis of Award (Award Criteria)" for details.

J. Contractor's Project Manager

Contractor's full-time Project Manager is required at the Site.

K. Licensing

In addition to all other applicable licenses and certifications, the general contractor is required to submit copy of the (Class A), General Contractor License issued by the Department of Buildings of the City of Chicago.

PUBLIC BUILDING COMMISSION OF CHICAGO

Contract No. 1459

II. PROPOSAL AND EXECUTION DOCUMENTS

A. Contractor's Bid

The Contractor hereby acknowledges receipt of the Contract Documents for Contract No. 1459 containing a full set of Contract Documents, including, but not limited to, a) Standard Terms and Conditions (Book 2), b) Addenda Nos. (none unless indicated here) Addenda No. 1 dated 11/05/07, No. 2 dated 11/07/07, No. 3 dated 11/09/07
No.4 dated 12/04/07 No.5 dated12/13/07 No.6 dated 12/18/07

c) Project Information, Instructions, and Execution Documents (Book 1), d) Technical Specifications (Book 3), and e) Plans and Drawings.

Further, the Contractor, having inspected the Site and become familiar with the conditions affecting the cost of the Work and with the requirements of the Contract, hereby proposes to furnish all labor, necessary tools, materials and other work necessary to perform and complete in a workmanlike manner the TYPE OF WORK for PROJECT located at the Site designated as required by and in strict accordance with the Contract Documents for the Base Contract Price listed on the next page. It is stipulated that said Base Contract Price includes a Contingency Fund as specified in Part I. "Project Information."

The agreement between the parties includes not only this instrument, but also the remaining Contract Documents as described in the Standard Terms and Conditions, and all of which shall be binding on the parties hereto.

Time is of the essence of this Contract. The Contractor agrees that it will commence the performance of the Work on the date set forth in the Notice to Proceed issued by the Commission and that it will complete the Work within the time set forth in Part I "Project Information."

The Base Contract Price listed below, as adjusted from time to time pursuant to the Contract Documents, shall be full compensation to the Contractor for having well and faithfully completed the Work, free and clear of all claims, liens, and charges whatsoever, of any kind or nature, and in full compliance with the Contract.

Payment for the Work will be made in the manner set forth in the Standard Terms and Conditions.

The Contractor warrants that it has not employed any person to solicit or secure this Contract upon any agreement for a commission, percentage, brokerage, or contingent fee. Breach of this warranty shall give the Commission the right to terminate the Contract, or, at its discretion, to deduct from the Contract Price or consideration the amount of such commission, percentage, brokerage, or contingent fees. This warranty shall not apply to any commission payable by the Contractor upon contracts or sales secured or made through bona fide established commercial or selling agencies maintained by the Contractor for the purpose of securing business.

The Contractor, being duly sworn, deposes and says on oath that no disclosures of ownership interests have been withheld; the information provided therein to the best of its knowledge is current; and the undersigned proposes to furnish the insurance and the Performance and Payment Bond required by the Contract Documents.

PUBLIC BUILDING COMMISSION OF CHICAGO
Contract No. 1459

General Construction Work		\$ 6,487,581
Allowance		\$ 96,100.00
Commission's Contingency Fund		\$250,000.00
TOTAL BASE BID		\$ 6,833,681

AWARD CRITERIA FIGURE (See Line 15 of Award Criteria Formula):

\$ 6,645,071.40 *gr*

SURETY: Please specify full legal name and address of Surety:

SAFECO Insurance Company of America

General Insurance Company of America

Safeco Plaza

Seattle, WA 98185

PUBLIC BUILDING COMMISSION OF CHICAGO
Contract No. 1459

EXHIBIT NO. 2

**Beverly Branch Library
Allowance Schedule**

Item #	Description	Units	Unit Price
1	Transport, and Dispose of Non-Hazardous Special Waste and arsenic impacted soil.	TON	\$45.00
2	Excavate, load, and dispose of foundation remnants - Discovered Conditions	CY	\$30.00
3	Excavate and Transport and dispose of unsuitable clean soil excavated above contract requirement - Discovered Conditions	CY	\$45.00
4	Transport and dispose of non-hazardous special waste contaminated water - Discovered Conditions	Gallon	\$0.80
5	Place and compact on site structural fill above contract requirements - Discovered Conditions	CY	\$8.00
6	Furnish, place and compact CA-6 stone above contract requirements - Discovered Conditions	CY	\$26.00
	Total Allowance		\$96,100.00

Notes:

1. All work associated with the above Allowance Schedule shall be approved in writing by the Authorized Commission Representative prior to proceeding.
2. Additional/Excavation means excavation deeper than one (1) foot below sub grade elevations provided in the plans and specifications due to the presence of unsuitable soil materials as determined by the Authorized Commission Representative.
3. Additional/Excavation and replacement material will be paid for in accordance with the above Allowance Schedule.
4. The Unit Prices in this Allowance Schedule include all overhead and profit.
5. All unused portions of the Allowance Funds must be returned to the Commission in the form of a deductive change order prior to Final Completion and acceptance of the work.

PUBLIC BUILDING COMMISSION OF CHICAGO
Contract No. 1459

B. Acceptance of the Bid

IN WITNESS WHEREOF, the parties hereto have caused this instrument to be executed in two (2) original counterparts the day and year first above written.

PUBLIC BUILDING COMMISSION OF CHICAGO

Edward Johnson
Secretary

Richard M. Daley
Chairman

CONTRACTING PARTY

(Print or type names underneath all signatures)

Blinderman Construction Company, Inc.
Contractor Name

8501 W. Higgins Rd, Ste. 320, Chicago, IL
Address 60631

If a Corporation:

By Steven Blinderman

President Steven Blinderman
Title of Signatory

ATTEST:
By David Blinderman

Secretary David Blinderman
Title

CORPORATE SEAL

If a Partnership:

Partner

Address

Partner

Address

Partner

Address

If a Sole Proprietorship:

Signature

NOTARY PUBLIC

County of Cook State of IL
Subscribed and sworn to before me on this 17th day of December, 2007.

Rosaria Marzullo
Notary Public Signature
Commission Expires: 03.27.10

(SEAL)



PUBLIC BUILDING COMMISSION OF CHICAGO

Contract No. 1459

B. Corporate Resolution (if a Corporation)

I, the undersigned, DO HEREBY CERTIFY that the following is a complete, true and correct copy of certain preambles and resolutions of the board of directors of

Blinderman Construction Company, Inc.

a corporation duly organized and existing under the laws of the State of Illinois and authorized to do business in the State of Illinois, which resolutions were duly adopted at a duly called meeting of said board held on January 1, 2007, a quorum being present, and are set forth in the minutes of said meeting; that I am the keeper of the corporate seal and of the minutes and records of said corporation; and that the said resolutions have not been rescinded or modified:

WHEREAS, this corporation submitted a bid, dated December 17, 2007 to the Public Building Commission of Chicago, for Contract No. 1459 of said Commission;

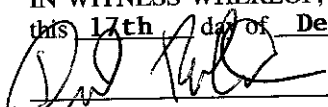
NOW, THEREFORE, BE IT RESOLVED: That the president or vice president and the secretary or assistant secretary of this corporation be, and they are hereby, authorized and directed to execute contracts for and on behalf of and under the name and seal of this corporation; and

BE IT FURTHER RESOLVED: That the aforesaid officers of this corporation be, and they are hereby, authorized and directed to execute and deliver to the Commission, for and on behalf of this corporation, such other and all documents as may be necessary or pertinent to a contract, and to do and perform any and all other acts relative thereto.

I FURTHER CERTIFY that the following-named persons are the officers of this corporation duly qualified and now acting as such:

President: Steven Blinderman
Vice President: David Blinderman
Secretary: David Blinderman
Treasurer: David Blinderman
Assistant Secretary: Thomas J. White

IN WITNESS WHEREOF, I have hereunto subscribed my name and affixed the seal of said corporation, this 17th day of December, 2007.


Secretary

PUBLIC BUILDING COMMISSION OF CHICAGO

Contract No. 1459

III. PROPOSAL SUPPORT DOCUMENTS

A. Basis of Award (Award Criteria)

To promote the intended goal of economic opportunity and maximize the use of minority personnel on this project, the Public Building Commission of Chicago has established the Award Criteria formula for the purpose of evaluating proposals and awarding the contract. A contract in the amount of the total Base Bid or Base Contract Price will be awarded to the responsible bidder with the lowest Award Criteria Figure. The Public Building Commission of Chicago reserves the right to check all calculations for accuracy. The fulfillment of the Award Criteria does not abrogate the responsibilities of the Contractor to comply with federal and state requirements under the Equal Employment Act and the Illinois Human Rights Act.

1. Instructions

The Bidder shall complete the Award Criteria Formula and transfer the final Award Criteria Figure - Line 15 to the space provided on the itemized proposal sheet. Failure to complete the formula may be cause for rejection of the Bidder's proposal. The successful bidder will be held responsible for adhering to the figures submitted in Lines 1, 2, 4, 6, 8, 10 and 12 during construction of the project.

Lines 2, 4 and 6 in the formula shall not be greater than fifty percent (50%) in each category for the sole purpose of determining award of the contract. Similarly, lines 8, 10 and 12 shall not be greater than ten (10%) percent in each category for the purpose of award criteria only. The fifty percent (50%) and ten percent (10%) goals are not intended to restrict the total number of minority and female employees to be used on the project, but only to establish limiting figures for use in the formula. Journeyworker includes journeyworkers from the major trades listed herein, and the teamsters. Watchmen and custodial workers are not creditable in the formula.

2. Award Criteria Formula

Line 1.	Base Bid, in figures	<u>6,833,681</u>
Line 2.	Percentage of the Journeyworkers hours that the Contractor proposes to be worked by minority Journeyworkers during construction of the project. (Maximum figure 0.50)	<u>.25</u>
Line 3.	Multiply Line 2 by Line 1 by 0.04	<u>68,337</u> 68,336.81 yr
Line 4.	Percentage of total Apprentice hours that the Contractor proposes to be worked by minority Apprentices during construction of the project. (Maximum figure 0.50)	<u>.30</u>
Line 5.	Multiply Line 4 by Line 1 by 0.03	<u>61,503.13</u> yr
Line 6.	Percentage of the total Laborer hours that the Contractor proposes to be worked by minority Laborers during construction of the project. (Maximum figure 0.50)	<u>.30</u>
Line 7.	Multiply Line 6 by Line 1 by 0.01	<u>20,501.04</u>
Line 8.	Percentage of total Journeyworker hours that the Contractor proposes to be worked by female Journeyworkers during the construction of the project. (Maximum figure 0.10)	<u>.07</u>
Line 9.	Multiply Line 8 by Line 1 by 0.04	<u>19,134.31</u>
Line 10.	Percentage of total Apprentice hours that the Contractor	<u>.07</u>

PUBLIC BUILDING COMMISSION OF CHICAGO

Contract No. 1459

proposes to be worked by female Apprentices during construction of the project. (Maximum figure 0.10)

- Line 11. Multiply Line 10 by Line 1 by 0.03
- Line 12. Percentage of the total Laborer hours that the Contractor proposes to be worked by female Laborers during construction of the project. (Maximum figure 0.10)
- Line 13. Multiply Line 12 by Line 1 by 0.01
- Line 14. Summation of Lines 3, 5, 7, 9, 11, and 13
- Line 15. Subtract Line 14 from Line 1 (= "Award Criteria Figure")

14,350.73

.07

4,789.58

188,610

6,645,071

Award Criteria Figure (Insert Line 15 of Award Criteria Formula):

\$ 6,645,071.40 *gm*

3. Community Hiring Bonuses

In order to encourage maximum employment of interested and available residents of the project community on this project, the following bonus calculations shall apply:

- a) In calculating the hours worked by minority and women journeyworkers, apprentices, and laborers under the Award Criteria set out in Part III.A. "Basis of Award (Award Criteria)," all hours worked by minority and women journeyworkers, existing apprentices, and laborers who are residents of the project community shall be multiplied by 1.5.
- b) In calculating the hours worked by minority and women apprentices under the Award Criteria set out in Part III "Proposal Support Documents," all hours worked in new apprenticeships by minority and women apprentices who are residents of the project community shall be multiplied by 2.0.

Definitions

"Actual residents of the City of Chicago" shall mean persons domiciled within the City of Chicago. The domicile is an individual's one and only true, fixed, and permanent home and principal establishment.

"Residents of the project community" shall mean persons domiciled within the Ward in which the Site is located.

"New Apprenticeship" shall mean an apprenticeship begun for a person who has not held an apprenticeship card within ninety (90) days prior to beginning the project.

4. Liquidated Damages

The Contractor hereby consents and agrees that, in the event that it fails to comply with each of the minimum commitments submitted with this Proposal on Lines 2, 4, 6, 8, 10, and 12 of the Award Criteria Formula, covering minority and female Journeyworkers, apprentices, and laborers respectively, the following shall apply.

If the total hours in any category for which a percentage is assigned in Lines 2, 4, 6, 8, 10, or 12 of the Award Criteria equals zero at the completion of the work, then a net deficiency of the entire percentage assigned will be deemed to exist. For any net deficiency in each category, the following amounts shall be

PUBLIC BUILDING COMMISSION OF CHICAGO

Contract No. 1459

deducted as liquidated damages from monies due the Contractor and the Contract Sum modified accordingly:

- a) For each full one (1%) percent deficiency of minority Journeyworkers not utilized – four cents per each hundred dollars of the base bid calculated as follows:

$$\frac{\text{Line 1} \times 04}{100}$$

Each one (1%) percent deficiency toward the goal for female Journeyworkers (Line 8) shall be calculated in the same way.

- b) For each full one (1%) percent deficiency of minority apprentices not utilized – three cents per hundred dollars of the base bid calculated as follows:

$$\frac{\text{Line 1} \times 03}{100}$$

Each one (1%) percent deficiency toward the goal for female apprentices (Line 10) shall be calculated in the same way.

- c) For each one (1%) percent deficiency of minority laborers not utilized – one cent per each hundred dollars of the base bid calculated as follows:

$$\frac{\text{Line 1} \times 01}{100}$$

Each one (1%) percent deficiency toward the goal for female laborers (Line 12) shall be calculated in the same way.

- d) Liquidated damages, if any, will be calculated for the first pay requests reflecting fifty percent (50%) completion, seventy-five percent (75%) completion, and ninety percent (90%) completion, respectively, based upon the Contractor's pay request together with all attendant certified payrolls and other required documentation of minority and women employment. The accrued liquidated damages and interest will be added to the retention provided elsewhere in this contract. The amount of liquidated damages due to the Commission under this provision will bear compound interest at the rate of 5% per annum, compounded monthly from the date of the Notice to Proceed to the date of approval of a deductive change order for liquidated damages. Should the total amount of liquidated damages due under all provisions of this contract exceed the amount of the Commission's retainage, compound interest on the amount over and above the retainage will continue to accrue until the entire amount of liquidated damages and compound interest is paid to the Commission.
- e) The Commission is aware that certain subcontract agreements under this contract may require subcontractors to contribute to payment of liquidated damages assessed under this provision. Should enforcement of subcontract liquidated damages provisions result in an aggregate total of subcontractor liquidated damages greater than the liquidated damages assessed hereunder against Contractor, then Contractor must pay the excess pro rata as a bonus to each subcontractor exceeding its subcontract commitments for minority or women employment, or both.

5. Reporting

In accordance with this commitment, the Contractor must submit both the Contractor's Payroll Record Form and the Contractor's Recapitulation of Minority and Female Worker Hours and Percentages Form on

PUBLIC BUILDING COMMISSION OF CHICAGO

Contract No. 1459

a monthly basis. All Subcontractors shall be listed on the Contractor's Recapitulation Form whether active or not. For the purpose of this report, the following group categories will be used:

- a) The classification "White" includes person of Indo-European descent.
- b) The classification "Black" or "African-American" includes persons having origins in any of the black racial groups of Africa.
- c) The classification "Hispanic" includes persons whose origins are from Mexico, Puerto Rico, Cuba, Central or South America, the Caribbean Islands or other Spanish culture or origin, regardless of race.
- d) The classification "Native American" includes persons who are Native Americans by virtue of tribal association.
- e) The classification "Asian-Pacific" includes persons whose origins are from East Asia, Southeast Asia, the Pacific Islands or the Indian sub-continent.
- f) The classification "Other" includes qualified individuals with disabilities who meet legitimate skill, experience, education or other requirements of employment positions held or sought and who perform the essential function with or without reasonable accommodation and other groups or other individuals found by the Public Building Commission of Chicago to be socially and economically disadvantaged and to have suffered actual racial or ethnic discrimination and decreased opportunities to compete in Chicago area markets.

6. Major Trades

Asbestos Workers
Boiler Makers
Bricklayers
Carpenters
Cement Masons
Electricians
Elevator Construction
Glaziers
Mechanists
Machinery Movers
Ornamental Iron Workers
Lathers

Operating Engineers
Painters
Pile Driver Mechanics
Pipe Fitters/Steam Fitters
Plasterers
Plumbers
Roofers
Sheet Metal Workers
Sprinkler Fitters
Technical Engineers
Tuck Pointers

For approval of other trades for consideration in the Award Criteria Formula, written approval should be requested from the Commission.

7. Trade Participation - For Information Only

The following information must be supplied by the Contractor for the purposes of evaluating figures supplied in the Award Criteria Formula. It is understood that these figures are estimates only and are not to be considered as limiting in any manner actual participation on the project.

Anticipated levels of minority participation, to be expressed as percentages, must be supplied for each trade, whether attributable to the Contractor's work force or any Subcontractor which will be active on this project.

PUBLIC BUILDING COMMISSION OF CHICAGO

Contract No. 1459

TRADE PARTICIPATION	PERCENT OF MINORITY
<u>Carpenters</u>	<u>30%</u>
<u>Cement Masons</u>	<u>20%</u>
<u>Electricians</u>	<u>25%</u>
<u>Ornamental Iron Workers</u>	<u>10%</u>
<u>Operating Engineers</u>	<u>10%</u>
<u>Painters</u>	<u>50%</u>
<u>Pipe Fitters/Steam Fitters</u>	<u>10%</u>
<u>Plumbers</u>	<u>10%</u>
<u>Roofers</u>	<u>25%</u>
<u>Sheet Metal Workers</u>	<u>20%</u>
<u>Sprinkler Fitters</u>	<u>20%</u>

PUBLIC BUILDING COMMISSION OF CHICAGO

Contract No. 1459

IV. ADDITIONAL DOCUMENTS TO BE EXECUTED

Affidavit Of Noncollusion

STATE OF ILLINOIS }
} SS
COUNTY OF COOK }

Steven Blinderman, being first duly sworn, deposes and says that:

(1) He/She is Owner (Owner, Partner, Officer, Representative or Agent) of Blinderman Construction Company, Inc. the Bidder that has submitted the attached Bid;

(2) That Bidder is fully informed respecting the preparation and contents of the attached Bid and of all pertinent circumstances respecting such Bid;

(3) Such Bid is genuine and is not a collusive or sham bid;

(4) Neither Bidder nor any of its officers, partners, owners, agents, representatives, employees, or parties in interest, including this affiant, has in any way colluded, connived, conspired, or agreed, directly or indirectly, with any other Bidder, firm, or person to submit a collusive or sham bid in connection with the Contract for which the attached bid has been submitted or to refrain from bidding in connection with such Contract, or has in any manner, directly or indirectly, sought by agreement or collusion or communication or conference with any other Bidder, firm, or person to fix the price or prices in the attached bid or in that of any other Bidder, or to fix any overhead, profit, or cost element of the bid price of any other Bidder, or to secure through any collusion, conspiracy, connivance or unlawful agreement any advantage against the Public Building Commission of Chicago or any person interested in the proposed Contract; and

(5) The price or prices quoted in the attached Bid are fair and proper and are not tainted by any collusion, conspiracy, connivance, or unlawful agreement on the part of the Bidder or any of its agents, representatives, owners, employees, or parties in interest, including this affiant.

(6) The Bidder is not barred from bidding as a result of having violated Illinois Criminal Code, 720 ILCS 5/33E-3 (Bid-rigging), 720 ILCS 5/33E-4 (Bid rotating) or the Prevailing Wage Act, 30 ILCS 570/0.01 through 570/7.

[Signature]
(Signed) President

(Title)
Subscribed and sworn to before me this 17th day of December 2007

[Signature]
Estimating Administrative Assistant
(Title)
My Commission expires:



PUBLIC BUILDING COMMISSION OF CHICAGO

Contract No. 1459

**SCHEDULE B - Joint Venture Affidavit
(1 of 3)**

This form need not be filled in if all joint venturers are MBE/WBE firms. In such case, however, a written joint venture agreement among the MBE/WBE firms should be submitted. Each MBE/WBE joint venturer must also attach a copy of their current certification letter.

1. Name of joint venture _____
2. Address of joint venture _____

3. Phone number of joint venture _____
4. Identify the firms that comprise the joint venture

- A. Describe the role(s) of the MBE/WBE firm(s) in the joint venture. (Note that a "clearly defined portion of work" must here be shown as under the responsibility of the MBE/WBE firm.)

- B. Describe very briefly the experience and business qualifications of each non-MBE/WBE joint venturer.

5. Nature of joint venture's business

6. Provide a copy of the joint venture agreement.
7. Ownership: What percentage of the joint venture is claimed to be owned by MBE/WBE? _____%
8. Specify as to:
 - A. Profit and loss sharing _____%
 - B. Capital contributions, including equipment _____%
 - C. Other applicable ownership interests, including ownership options or other agreements which restrict ownership or control.

 - D. Describe any loan agreements between joint venturers, and identify the terms thereof.

PUBLIC BUILDING COMMISSION OF CHICAGO

Contract No. 1459

SCHEDULE B - Joint Venture Affidavit (2 of 3)

9. Control of and participation in this Contract: Identify by name, race, sex, and "firm" those individuals (and their titles) who are responsible for day-to-day management and policy decision making, including, but not limited to, those with prime responsibility for:

A. Financial decisions

B. Management decisions such as:

1) Estimating

2) Marketing and Sales

3) Hiring and firing of management personnel

4) Other

C. Purchasing of major items or supplies

D. Supervision of field operations

E. Supervision of office personnel

F. Describe the financial controls of the joint venture, e.g., will a separate cost center be established; which venturer will be responsible for keeping the books; how will the expense therefor be reimbursed; the authority of each joint venturer to commit or obligate the other. Describe the estimated contract cash flow for each joint venturer.

G. State approximate number of operational personnel, their craft and positions, and whether they will be employees of the majority firm or the joint venture.

10. Please state any material facts of additional information pertinent to the control and structure of this joint venture.

PUBLIC BUILDING COMMISSION OF CHICAGO

Contract No. 1459

SCHEDULE B - Joint Venture Affidavit (3 of 3)

THE UNDERSIGNED SWEAR THAT THE FOREGOING STATEMENTS ARE CORRECT AND INCLUDE ALL MATERIAL INFORMATION NECESSARY TO IDENTIFY AND EXPLAIN THE TERMS AND OPERATIONS OF OUR JOINT VENTURE AND THE INTENDED PARTICIPATION BY EACH JOINT VENTURER IN THE UNDERTAKING. FURTHER, THE UNDERSIGNED COVENANT AND AGREE TO PROVIDE TO THE PUBLIC BUILDING COMMISSION OF CHICAGO CURRENT, COMPLETE AND ACCURATE INFORMATION REGARDING ACTUAL JOINT VENTURE WORK AND THE PAYMENT THEREFOR AND ANY PROPOSED CHANGES IN ANY OF THE JOINT VENTURE AGREEMENTS AND TO PERMIT THE AUDIT AND EXAMINATION OF THE BOOKS, RECORDS, AND FILES OF THE JOINT VENTURE, OR THOSE OF EACH JOINT VENTURER RELEVANT TO THE JOINT VENTURE, BY AUTHORIZED REPRESENTATIVES OF THE COMMISSION. ANY MATERIAL MISREPRESENTATION WILL BE GROUNDS FOR TERMINATING ANY CONTRACT WHICH MAY BE AWARDED AND FOR INITIATING ACTION UNDER FEDERAL OR STATE LAWS CONCERNING FALSE STATEMENTS.

Note: If, after filing this Schedule B and before the completion of the joint venture's work on this Contract, there is any significant change in the information submitted, the joint venture must inform the Public Building Commission of Chicago, either directly or through the General contractor if the joint venture is a subcontractor.

_____ Name of Joint Venturer	_____ Name of Joint Venturer
_____ Signature	_____ Signature
_____ Name	_____ Name
_____ Title	_____ Title
_____ Date	_____ Date
State of _____ County of _____	State of _____ County of _____
On this _____ day of _____, 20____, before me appeared (Name) _____, to me personally known, who, being duly sworn, did execute the foregoing affidavit, and did state that he or she was properly authorized by (Name of Joint Venture)	On this _____ day of _____, 20____, before me appeared (Name) _____, to me personally known, who, being duly sworn, did execute the foregoing affidavit, and did state that he or she was properly authorized by (Name of Joint Venture)
_____ to execute the affidavit and did so as his or her free act and deed.	_____ to execute the affidavit and did so as his or her free act and deed.
_____ Notary Public	_____ Notary Public
Commission expires: (SEAL)	Commission expires: (SEAL)

PUBLIC BUILDING COMMISSION OF CHICAGO
Contract No. 1459

**SCHEDULE C - Letter of Intent from MBE/WBE
To Perform As
Subcontractor, Subconsultant, and/or Material Supplier (1 of 2)**

**SCHEDULE C AND SUPPORTING DOCUMENTS MUST BE
SUBMITTED WITH BID**

Name of Project: Beverly Branch Library - New Construction

Project Number: 1459

FROM:

F. Garcia Landscaping MBE WBE
(Name of MBE or WBE)

TO:

Blinderman Construction Company, Inc. and Public Building Commission of Chicago
(Name of General Bidder)

The undersigned intends to perform work in connection with the above-referenced project as (check one):

a Sole Proprietor a Corporation
 a Partnership a Joint Venture

The MBE/WBE status of the undersigned is confirmed by the attached Letter of Certification, dated October 2, 2007. In addition, in the case where the undersigned is a Joint Venture with a non-MBE/WBE firm, a Schedule B, Joint Venture Affidavit, is provided.

The undersigned is prepared to provide the following described services or supply the following described goods in connection with the above-named project.

Landscaping

The above-described services or goods are offered for the following price, with terms of payment as stipulated in the Contract Documents.

\$143,000.00

PUBLIC BUILDING COMMISSION OF CHICAGO
Contract No. 1459

**SCHEDULE C - Letter of Intent from MBE/WBE
To Perform As
Subcontractor, Subconsultant, and/or Material Supplier (2 of 2)**

PARTIAL PAY ITEMS

For any of the above items that are partial pay items, specifically describe the work and subcontract dollar amount:

If more space is needed to fully describe the MBE/WBE firm's proposed scope of work and/or payment schedule, attach additional sheet(s).

SUB-SUBCONTRACTING LEVELS

0 % of the dollar value of the MBE/WBE subcontract will be sublet to non-MBE/WBE contractors.

0 % of the dollar value of the MBE/WBE subcontract will be sublet to MBE/WBE contractors.

If MBE/WBE subcontractor will not be sub-subcontracting any of the work described in this Schedule, a zero (0) must be filled in each blank above. If more than 10% percent of the value of the MBE/WBE subcontractor's scope of work will be sublet, a brief explanation and description of the work to be sublet must be provided.

The undersigned will enter into a formal agreement for the above work with the General Bidder, conditioned upon its execution of a contract with the Public Building Commission of Chicago, and will do so within five (5) working days of receipt of a notice of Contract award from the Commission.

By:

F. Garcia Landscaping Inc.

Name of MBE/WBE Firm (Print)

12/20/2007

Date (847) 526 0126

Phone

Signature

Fernando Garcia

Name (Print)

IF APPLICABLE:

By:

N/A

Joint Venture Partner (Print)

Date

Phone

Signature

Name (Print)

MBE ___ WBE ___ Non-MBE/WBE ___



October 2, 2007

Fernando Garcia, President
F. Garcia Landscaping, Inc.
316 East Main Street
Wauconda, Illinois 60084

Annual Certificate Expires:
Vendor Number:

February 1, 2009
313439

City of Chicago
Richard M. Daley, Mayor

Department of
Procurement Services

Barbara A. Lumpkin
Chief Procurement Officer

City Hall, Room 403
121 North LaSalle Street
Chicago, Illinois 60602
(312) 744-4900
(312) 744-2949 (TTY)
<http://www.cityofchicago.org>

Dear Mr. Garcia:

We are pleased to inform you that **F. Garcia Landscaping, Inc.** as been certified as a **MBE** by the City of Chicago. This **MBE** certification is valid until **February 1, 2013**; however your firm must be re-validated annually. Your firm's next annual validation is required by **February 1, 2009**.

As a condition of continued certification during this five year period, you must file a No-Change Affidavit **within 60 days** prior to the date of expiration. Failure to file this Affidavit will result in the termination of your certification. **Please note that you must include a copy of your most current Federal Corporate Tax Return.** You must also notify the City of Chicago of any changes in ownership or control of your firm or any other matters or facts affecting your firm's eligibility for certification.

The City may commence action to remove your firm's eligibility if you fail to notify us of any changes of facts affecting your firm's certification or if your firm otherwise fails to cooperate with the City in any inquiry or investigation. Removal of eligibility procedures may also be commenced if your firm is found to be involved in bidding or contractual irregularities.

Your firm's name will be listed in the City's Directory of Minority Business Enterprises and Women Business Enterprises in the specialty area(s) of:

**Landscaping Services; Grass Sod and Seeding; Grounds Maintenance;
Mowing, Edging, Planting, Flowering and Evergreen Shrubbery**

Your firm's participation on City contracts will be credited only toward **MBE** goals in your area(s) of specialty. While your participation on City contracts is not limited to your specialty, credit toward **MBE** goals will be given only for work done in the specialty category.

Thank you for your continued interest in the City's Minority and Women Business Enterprise Programs.

Sincerely,

Lori Ann Lybson
Deputy Procurement Officer

LAL/cc

IL UCP HOST: IDOT



PUBLIC BUILDING COMMISSION OF CHICAGO
Contract No. 1459

SCHEDULE C - Letter of Intent from MBE/WBE
To Perform As
Subcontractor, Subconsultant, and/or Material Supplier (1 of 2)

SCHEDULE C AND SUPPORTING DOCUMENTS MUST BE
SUBMITTED WITH BID

Name of Project: Beverly Branch Library - New Construction

Project Number: 1459

FROM:

Metropolitan Inc. MBE WBE
(Name of MBE or WBE)

TO:

Blinderman Construction Company, Inc. and Public Building Commission of Chicago
(Name of General Bidder)

The undersigned intends to perform work in connection with the above-referenced project as (check one):

a Sole Proprietor a Corporation
 a Partnership a Joint Venture

The MBE/WBE status of the undersigned is confirmed by the attached Letter of Certification, dated November 19, 2007. In addition, in the case where the undersigned is a Joint Venture with a non-MBE/WBE firm, a Schedule B, Joint Venture Affidavit, is provided.

The undersigned is prepared to provide the following described services or supply the following described goods in connection with the above-named project.

Steel

The above-described services or goods are offered for the following price, with terms of payment as stipulated in the Contract Documents.

\$130,000.00

PUBLIC BUILDING COMMISSION OF CHICAGO
Contract No. 1459

SCHEDULE C - Letter of Intent from MBE/WBE
To Perform As
Subcontractor, Subconsultant, and/or Material Supplier (2 of 2)

PARTIAL PAY ITEMS

For any of the above items that are partial pay items, specifically describe the work and subcontract dollar amount:

If more space is needed to fully describe the MBE/WBE firm's proposed scope of work and/or payment schedule, attach additional sheet(s).


SUB-SUBCONTRACTING LEVELS

0 % of the dollar value of the MBE/WBE subcontract will be sublet to non-MBE/WBE contractors.
0 % of the dollar value of the MBE/WBE subcontract will be sublet to MBE/WBE contractors.

If MBE/WBE subcontractor will not be sub-subcontracting any of the work described in this Schedule, a zero (0) must be filled in each blank above. If more than 10% percent of the value of the MBE/WBE subcontractor's scope of work will be sublet, a brief explanation and description of the work to be sublet must be provided.

The undersigned will enter into a formal agreement for the above work with the General Bidder, conditioned upon its execution of a contract with the Public Building Commission of Chicago, and will do so within five (5) working days of receipt of a notice of Contract award from the Commission.
By:

Metropolitan Steel, Inc.
Name of MBE/WBE Firm (Print)
December 21, 2007
Date
708-474-2072
Phone


Signature
Timothy Caballero
Name (Print)

IF APPLICABLE:
By:

Joint Venture Partner (Print)

Date

Phone

Signature

Name (Print)
MBE ___ WBE ___ Non-MBE/WBE ___



City of Chicago
Richard M. Daley, Mayor

Department of
Procurement Services

City Hall, Room 403
121 North LaSalle Street
Chicago, Illinois 60602
(312) 744-4900
(312) 744-2949 (TTY)
<http://www.cityofchicago.org>

November 19, 2007

Timothy J. Caballero, President
Metropolitan Steel, Inc.
17950 Chappel Avenue
Chicago, Illinois 60438

Annual Certificate Expires:
Vendor Number:

August 1, 2008
50067601

Dear Mr. Caballero:

Congratulations on your continued eligibility for certification as a **MBE** by the City of Chicago. This **MBE** certification is valid until **August 1, 2011**; however your firm must be re-validated annually. Your firm's next annual validation is required by **August 1, 2008**

As a condition of continued certification during this five year period, you must file a No-Change Affidavit **within 60 days prior** to the date of expiration. Failure to file this Affidavit will result in the termination of your certification. **Please note that you must include a copy of your most current Federal Corporate Tax Return.** You must also notify the City of Chicago of any changes in ownership or control of your firm or any other matters or facts affecting your firm's eligibility for certification.

The City may commence action to remove your firm's eligibility if you fail to notify us of any changes of facts affecting your firm's certification or if your firm otherwise fails to cooperate with the City in any inquiry or investigation. Removal of eligibility procedures may also be commenced if your firm is found to be involved in bidding or contractual irregularities.


Your firm's name will be listed in the City's Directory of Minority Business Enterprises and Women Business Enterprises in the specialty area(s) of:

**Erection and Repair of Structural Steel; Installation of Metal Deck;
Welding and Iron Work, Precast Concrete Contractor**

Your firm's participation on City contracts will be credited only toward **MBE** goals in your area(s) of specialty. While your participation on City contracts is not limited to your specialty, credit toward **MBE** goals will be given only for work done in the specialty category.

Thank you for your continued interest in the City's Minority and Women Business Enterprise Programs.

Sincerely,


Lori Ann Lypson
Deputy Procurement Officer

LAL/cc
(Revision Correction on MBE Certification 5 year date)

IL UCP HOST: City of Chicago



PUBLIC BUILDING COMMISSION OF CHICAGO
Contract No. 1459

SCHEDULE C - Letter of Intent from MBE/WBE
To Perform As
Subcontractor, Subconsultant, and/or Material Supplier (1 of 2)

SCHEDULE C AND SUPPORTING DOCUMENTS MUST BE
SUBMITTED WITH BID

Name of Project: Beverly Branch Library 1962 West 95th St.

Project Number: 1459

FROM:

KDK Decorators MBE WBE
(Name of MBE or WBE)

TO:

Blinderman Construction Co., Inc. and Public Building Commission of Chicago
(Name of General Bidder)

The undersigned intends to perform work in connection with the above-referenced project as (check one):

a Sole Proprietor a Corporation
 a Partnership a Joint Venture

The MBE/WBE status of the undersigned is confirmed by the attached Letter of Certification, dated _____ In addition, in the case where the undersigned is a Joint Venture with a non-MBE/WBE firm, a Schedule B, Joint Venture Affidavit, is provided.

The undersigned is prepared to provide the following described services or supply the following described goods in connection with the above-named project.

Painting

The above-described services or goods are offered for the following price, with terms of payment as stipulated in the Contract Documents.

\$ 55,000.00

PUBLIC BUILDING COMMISSION OF CHICAGO
Contract No. 1459

SCHEDULE C - Letter of Intent from MBE/WBE
To Perform As
Subcontractor, Subconsultant, and/or Material Supplier (2 of 2)

PARTIAL PAY ITEMS

For any of the above items that are partial pay items, specifically describe the work and subcontract dollar amount:

FIFTY FIVE THOUSAND

If more space is needed to fully describe the MBE/WBE firm's proposed scope of work and/or payment schedule, attach additional sheet(s).

SUB-SUBCONTRACTING LEVELS

10 % of the dollar value of the MBE/WBE subcontract will be sublet to non-MBE/WBE contractors.

0 % of the dollar value of the MBE/WBE subcontract will be sublet to MBE/WBE contractors.

If MBE/WBE subcontractor will not be sub-subcontracting any of the work described in this Schedule, a zero (0) must be filled in each blank above. If more than 10% percent of the value of the MBE/WBE subcontractor's scope of work will be sublet, a brief explanation and description of the work to be sublet must be provided.

The undersigned will enter into a formal agreement for the above work with the General Bidder, conditioned upon its execution of a contract with the Public Building Commission of Chicago, and will do so within five (5) working days of receipt of a notice of Contract award from the Commission.

By:

KDK Decorators
Name of MBE/WBE Firm (Print)
1/24/08
Date
708 534-3302
Phone

[Signature]
Signature
Kenneth L. Kelly
Name (Print)

IF APPLICABLE:

By:

Joint Venture Partner (Print)

Date

Phone

Signature

Name (Print)
MBE WBE Non-MBE/WBE



City of Chicago
Richard M. Daley, Mayor

Department of
Procurement Services

Barbara A. Lumpkin
Chief Procurement Officer

City Hall, Room 403
121 North LaSalle Street
Chicago, Illinois 60602
(312) 744-4900
(312) 744-2949 (TTY)
<http://www.cityofchicago.org>

October 18, 2007

Kenneth Kidd, Owner
KDK Decorators
9640 South Yale
Chicago, Illinois 60620

Annual Certificate Expires: **February 1, 2009**
Vendor Number: **50058881**

Dear Mr. Kidd:

We are pleased to inform you that **KDK Decorators** has been certified as a **Minority Owned Business Enterprise (MBE)** by the City of Chicago. This MBE certification is valid until **February 1, 2013**; however your firm must be re-validated annually. Your firm's next annual validation is required by **February 1, 2009**.

As a condition of continued certification during this five year period, you must file a No-Change Affidavit **within 60 days prior** to the annual expiration. Failure to file this Affidavit will result in the termination of your certification. **Please note that you must include a copy of your most current Federal Corporate Tax Return.** You must also notify the City of Chicago of any changes in ownership or control of your firm or any other matters or facts affecting your firm's eligibility for certification whenever the changes occur.

The City may commence action to remove your firm's eligibility if you fail to notify us of any changes of facts affecting your firm's certification or if your firm otherwise fails to cooperate with the City in any inquiry or investigation. Removal of eligibility procedures may also be commenced if your firm is found to be involved in bidding or contractual irregularities.

Your firm's name will be listed in the City's Directory of Minority Business Enterprises and Women Business Enterprises in the specialty area(s) of:

Painting Contractor

Your firm's participation on City contracts will be credited only toward **MBE** goals in your area(s) of specialty. While your participation on City contracts is not limited to your specialty, credit toward **MBE** goals will be given only for work done in the specialty category.

Thank you for your continued interest in the City's Minority and Women Business Enterprise Programs.

Sincerely,


Lori Ann Lypton
Deputy Procurement Officer

LAL/emc



PUBLIC BUILDING COMMISSION OF CHICAGO
 Contract No. 1459

SCHEDULE C - Letter of Intent from MBE/WBE
To Perform As
Subcontractor, Subconsultant, and/or Material Supplier (1 of 2)

SCHEDULE C AND SUPPORTING DOCUMENTS MUST BE
SUBMITTED WITH BID

Name of Project: Beverly Branch Library - New Construction

Project Number: 1459

FROM:

Meccor Industries MBE X WBE _____
 (Name of MBE or WBE)

TO:

Blinderman Construction Company, Inc. and Public Building Commission of Chicago
 (Name of General Bidder)

The undersigned intends to perform work in connection with the above-referenced project as (check one):

_____ a Sole Proprietor X a Corporation
 _____ a Partnership _____ a Joint Venture

The MBE/WBE status of the undersigned is confirmed by the attached Letter of Certification, dated 2/13/07. In addition, in the case where the undersigned is a Joint Venture with a non-MBE/WBE firm, a Schedule B, Joint Venture Affidavit, is provided.

The undersigned is prepared to provide the following described services or supply the following described goods in connection with the above-named project.

Carpentry

The above-described services or goods are offered for the following price, with terms of payment as stipulated in the Contract Documents.

\$40,150.00

PUBLIC BUILDING COMMISSION OF CHICAGO
Contract No. 1459

SCHEDULE C - Letter of Intent from MBE/WBE
To Perform As
Subcontractor, Subconsultant, and/or Material Supplier (2 of 2)

PARTIAL PAY ITEMS

For any of the above items that are partial pay items, specifically describe the work and subcontract dollar amount:

If more space is needed to fully describe the MBE/WBE firm's proposed scope of work and/or payment schedule, attach additional sheet(s).

SUB-SUBCONTRACTING LEVELS

 0 % of the dollar value of the MBE/WBE subcontract will be sublet to non-MBE/WBE contractors.


 0 % of the dollar value of the MBE/WBE subcontract will be sublet to MBE/WBE contractors.

If MBE/WBE subcontractor will not be sub-subcontracting any of the work described in this Schedule, a zero (0) must be filled in each blank above. If more than 10% percent of the value of the MBE/WBE subcontractor's scope of work will be sublet, a brief explanation and description of the work to be sublet must be provided.

The undersigned will enter into a formal agreement for the above work with the General Bidder, conditioned upon its execution of a contract with the Public Building Commission of Chicago, and will do so within five (5) working days of receipt of a notice of Contract award from the Commission.

By:

Meccor Industries Ltd.
Name of MBE/WBE Firm (Print)
12/26/07
Date
847-676-0202
Phone


Signature
Jonathan Eng
Name (Print)

IF APPLICABLE:
By:

Joint Venture Partner (Print)

Date

Phone

Signature

Name (Print)
MBE ___ WBE ___ Non-MBE/WBE ___



February 13, 2007

Jonathan Eng
Meccor Industries, Ltd.
3933 Oakton Street
Skokie, IL 60076

Annual Certificate Expires: December 1, 2008
Vendor Number: 1052118

City of Chicago
Richard M. Daley, Mayor

Department of
Procurement Services

Barbara A. Lumpkin
Chief Procurement Officer

City Hall, Room 403
121 North LaSalle Street
Chicago, Illinois 60602
(312) 744-4900
(312) 744-2949 (TTY)
<http://www.cityofchicago.org>

Dear Mr. Eng:

We are pleased to inform you that **Meccor Industries, Ltd.** has been certified as a **MBE** by the City of Chicago. This **MBE** certification is valid until **December 1, 2012**; however your firm must be re-validated annually. Your firm's next annual validation is required by **December 1, 2008**.

As a condition of continued certification during this five year period, you must file a No-Change Affidavit **within 60 days prior** to the date of expiration. Failure to file this Affidavit will result in the termination of your certification. **Please note that you must include a copy of your most current Federal Corporate Tax Return.** You must also notify the City of Chicago of any changes in ownership or control of your firm or any other matters or facts affecting your firm's eligibility for certification.

The City may commence action to remove your firm's eligibility if you fail to notify us of any changes of facts affecting your firm's certification or if your firm otherwise fails to cooperate with the City in any inquiry or investigation. Removal of eligibility procedures may also be commenced if your firm is found to be involved in bidding or contractual irregularities.


Your firm's name will be listed in the City's Directory of Minority Business Enterprises and Women Business Enterprises in the specialty area(s) of:

Construction and Project Management; Miscellaneous Concrete (Inclusive of Public Walkways); Demolition and Excavation; Carpentry Contractor; Metal Assembly; Sewer Construction

Your firm's participation on City contracts will be credited only toward **MBE** goals in your area(s) of specialty. While your participation on City contracts is not limited to your specialty, credit toward **MBE** goals will be given only for work done in the specialty category.

Thank you for your continued interest in the City's Minority and Women Business Enterprise Programs.

Sincerely,


Lori Ann Lyson
Deputy Procurement Officer
LAL/vs



PUBLIC BUILDING COMMISSION OF CHICAGO
Contract No. 1459

**SCHEDULE C - Letter of Intent from MBE/WBE
To Perform As
Subcontractor, Subconsultant, and/or Material Supplier (1 of 2)**

**SCHEDULE C AND SUPPORTING DOCUMENTS MUST BE
SUBMITTED WITH BID**

Name of Project: Beverly Branch Library - New Construction

Project Number: 1459

FROM:

H & P Contractors MBE X WBE
(Name of MBE or WBE)

TO:

Blinderman Construction Company, Inc. and Public Building Commission of Chicago
(Name of General Bidder)

The undersigned intends to perform work in connection with the above-referenced project as (check one):

 a Sole Proprietor X a Corporation
 a Partnership a Joint Venture

The MBE/WBE status of the undersigned is confirmed by the attached Letter of Certification, dated . In addition, in the case where the undersigned is a Joint Venture with a non-MBE/WBE firm, a Schedule B, Joint Venture Affidavit, is provided.

The undersigned is prepared to provide the following described services or supply the following described goods in connection with the above-named project.

Drywall / Acoustical

The above-described services or goods are offered for the following price, with terms of payment as stipulated in the Contract Documents.

\$246,000.00

PUBLIC BUILDING COMMISSION OF CHICAGO
Contract No. 1459

SCHEDULE C - Letter of Intent from MBE/WBE
To Perform As
Subcontractor, Subconsultant, and/or Material Supplier (2 of 2)

PARTIAL PAY ITEMS

For any of the above items that are partial pay items, specifically describe the work and subcontract dollar amount:

If more space is needed to fully describe the MBE/WBE firm's proposed scope of work and/or payment schedule, attach additional sheet(s).

SUB-SUBCONTRACTING LEVELS

0 % of the dollar value of the MBE/WBE subcontract will be sublet to non-MBE/WBE contractors.

0 % of the dollar value of the MBE/WBE subcontract will be sublet to MBE/WBE contractors.

If MBE/WBE subcontractor will not be sub-subcontracting any of the work described in this Schedule, a zero (0) must be filled in each blank above. If more than 10% percent of the value of the MBE/WBE subcontractor's scope of work will be sublet, a brief explanation and description of the work to be sublet must be provided.

The undersigned will enter into a formal agreement for the above work with the General Bidder, conditioned upon its execution of a contract with the Public Building Commission of Chicago, and will do so within five (5) working days of receipt of a notice of Contract award from the Commission.

By:

H & P Contractor, Inc.

Name of MBE/WBE Firm (Print)

12/21/07

Date

773 645-0875

Phone

Signature

Humberto Pinto

Name (Print)

IF APPLICABLE:

By:

Joint Venture Partner (Print)

Signature

Date

Name (Print)

MBE WBE Non-MBE/WBE

Phone



City of Chicago
Richard M. Daley, Mayor

Department of
Procurement Services

Barbara A. Lumpkin
Chief Procurement Officer

City Hall, Room 403
121 North LaSalle Street
Chicago, Illinois 60602
(312) 744-4900
(312) 744-2949 (TTY)
<http://www.cityofchicago.org>

December 8, 2006

Humberto Pinto, President
H & P Contractor, Inc.
2921 West Diversey Avenue
Chicago, IL 60647

Annual Certificate Expires: December 1, 2007
Vendor Number: 1034035

Dear Mr. Pinto:

We are pleased to inform you that H & P Contractor, Inc. has been certified as a MBE by the City of Chicago. This MBE certification is valid until December 1, 2011; however your firm must be re-validated annually. Your firm's next annual validation is required by December 1, 2007.

As a condition of continued certification during this five year period, you must file a No-Change Affidavit **within 60 days prior** to the date of expiration. Failure to file this Affidavit will result in the termination of your certification. **Please note that you must include a copy of your most current Federal Corporate Tax Return.** You must also notify the City of Chicago of any changes in ownership or control of your firm or any other matters or facts affecting your firm's eligibility for certification.

The City may commence action to remove your firm's eligibility if you fail to notify us of any changes of facts affecting your firm's certification or if your firm otherwise fails to cooperate with the City in any inquiry or investigation. Removal of eligibility procedures may also be commenced if your firm is found to be involved in bidding or contractual irregularities.

Your firm's name will be listed in the City's Directory of Minority Business Enterprises and Women Business Enterprises in the specialty area(s) of:

**Carpentry, Drywall and Acoustical Ceilings; Painting Services; Plaster;
Installation of Doors and Hardware; Metal Framing**

Your firm's participation on City contracts will be credited only toward MBE goals in your area(s) of specialty. While your participation on City contracts is not limited to your specialty, credit toward MBE goals will be given only for work done in the specialty category.

Thank you for your continued interest in the City's Minority and Women Business Enterprise Programs.


Sincerely,

Lori Ann Lyson
Deputy Procurement Officer

LAL/bk

IL UCP HOST: City of Chicago

NEIGHBORHOODS



PUBLIC BUILDING COMMISSION OF CHICAGO

Contract No. 1459

**SCHEDULE C - Letter of Intent from MBE/WBE
To Perform As
Subcontractor, Subconsultant, and/or Material Supplier (1 of 2)**

**SCHEDULE C AND SUPPORTING DOCUMENTS MUST BE
SUBMITTED WITH BID**

Name of Project: Beverly Branch Library - New Construction

Project Number: 1459

FROM:

Arc Underground, Inc. MBE _____ WBE X
(Name of MBE or WBE)

TO:

Blinderman Construction Company, Inc. and Public Building Commission of Chicago
(Name of General Bidder)

The undersigned intends to perform work in connection with the above-referenced project as (check one):

_____ a Sole Proprietor X a Corporation
_____ a Partnership _____ a Joint Venture

The MBE/WBE status of the undersigned is confirmed by the attached Letter of Certification, dated _____ In addition, in the case where the undersigned is a Joint Venture with a non-MBE/WBE firm, a Schedule B, Joint Venture Affidavit, is provided.

The undersigned is prepared to provide the following described services or supply the following described goods in connection with the above-named project.

Site Utilities

The above-described services or goods are offered for the following price, with terms of payment as stipulated in the Contract Documents.

\$175,000.00

PUBLIC BUILDING COMMISSION OF CHICAGO
Contract No. 1459

SCHEDULE C - Letter of Intent from MBE/WBE
To Perform As
Subcontractor, Subconsultant, and/or Material Supplier (2 of 2)

PARTIAL PAY ITEMS

For any of the above items that are partial pay items, specifically describe the work and subcontract dollar amount:

If more space is needed to fully describe the MBE/WBE firm's proposed scope of work and/or payment schedule, attach additional sheet(s).

SUB-SUBCONTRACTING LEVELS


- % of the dollar value of the MBE/WBE subcontract will be sublet to non-MBE/WBE contractors.
- % of the dollar value of the MBE/WBE subcontract will be sublet to MBE/WBE contractors.

If MBE/WBE subcontractor will not be sub-subcontracting any of the work described in this Schedule, a zero (0) must be filled in each blank above. If more than 10% percent of the value of the MBE/WBE subcontractor's scope of work will be sublet, a brief explanation and description of the work to be sublet must be provided.

The undersigned will enter into a formal agreement for the above work with the General Bidder, conditioned upon its execution of a contract with the Public Building Commission of Chicago, and will do so within five (5) working days of receipt of a notice of Contract award from the Commission.

By:

ARC UNDERGROUND INC
 Name of MBE/WBE Firm (Print)
12-20-07
 Date
(773) 235-4648
 Phone


 Signature
CHRISTINE M. SAVOIA
 Name (Print)

IF APPLICABLE:

By:

 Joint Venture Partner (Print)

 Date

 Phone

 Signature

 Name (Print)
 MBE ___ WBE ___ Non-MBE/WBE ___



City of Chicago
Richard M. Daley, Mayor

Department of
Procurement Services

City Hall, Room 403
121 North LaSalle Street
Chicago, Illinois 60602
(312) 744-4900
(312) 744-2949 (TTY)
<http://www.cityofchicago.org>

December 15, 2007

Christine Savoia, President
ARC Underground, Inc.
2114 W. Thomas Street
Chicago, IL 60622
(773) 235-4121

Dear Ms. Savoia:

The City of Chicago Department of Procurement Services ("Department") has undertaken an evaluation of procurement policies and procedures including those utilized within the **WBE** certification unit. In light of this evaluation and in anticipation of streamlining our procedures, the Department extends your **WBE** certification until **February 1, 2008.**

The Department may request additional information from you prior to the expiration of the courtesy period. This information will assist us in making a determination on the recertification of your company. You will receive additional information from the Department in the coming days.

As you know, your firms' participation on contracts will be credited only toward **WBE** goals in the following specialty areas(s):

**Sewer and Drain Contractor; Miscellaneous Concrete
(Exclusive of Public Walkways)**

If you have any questions, please contact our office at (312) 742-0766.

Sincerely,


Lori Lypson
Deputy Procurement Officer

LAL/dm

NEIGHBORHOODS
Alive!

BUILDING CHICAGO TOGETHER



PUBLIC BUILDING COMMISSION OF CHICAGO
Contract No. 1459

SCHEDULE C - Letter of Intent from MBE/WBE
To Perform As
Subcontractor, Subconsultant, and/or Material Supplier (1 of 2)

SCHEDULE C AND SUPPORTING DOCUMENTS MUST BE
SUBMITTED WITH BID

Name of Project: Beverly Branch Library - New Construction

Project Number: 1459

FROM:

WR Weis MBE _____ WBE X
(Name of MBE or WBE)

TO:

Blinderman Construction Company, Inc. and Public Building Commission of Chicago
(Name of General Bidder)

The undersigned intends to perform work in connection with the above-referenced project as (check one):

_____ a Sole Proprietor X a Corporation
_____ a Partnership _____ a Joint Venture

The MBE/WBE status of the undersigned is confirmed by the attached Letter of Certification, dated _____ In addition, in the case where the undersigned is a Joint Venture with a non-MBE/WBE firm, a Schedule B, Joint Venture Affidavit, is provided.

The undersigned is prepared to provide the following described services or supply the following described goods in connection with the above-named project.

Granite

The above-described services or goods are offered for the following price, with terms of payment as stipulated in the Contract Documents.

\$50,000.00

PUBLIC BUILDING COMMISSION OF CHICAGO

Contract No. 1459

**SCHEDULE C - Letter of Intent from MBE/WBE
To Perform As
Subcontractor, Subconsultant, and/or Material Supplier (2 of 2)**

PARTIAL PAY ITEMS

For any of the above items that are partial pay items, specifically describe the work and subcontract dollar amount:

If more space is needed to fully describe the MBE/WBE firm's proposed scope of work and/or payment schedule, attach additional sheet(s).

SUB-SUBCONTRACTING LEVELS


- % of the dollar value of the MBE/WBE subcontract will be sublet to non-MBE/WBE contractors.
- % of the dollar value of the MBE/WBE subcontract will be sublet to MBE/WBE contractors.

If MBE/WBE subcontractor will not be sub-subcontracting any of the work described in this Schedule, a zero (0) must be filled in each blank above. If more than 10% percent of the value of the MBE/WBE subcontractor's scope of work will be sublet, a brief explanation and description of the work to be sublet must be provided.

The undersigned will enter into a formal agreement for the above work with the General Bidder, conditioned upon its execution of a contract with the Public Building Commission of Chicago, and will do so within five (5) working days of receipt of a notice of Contract award from the Commission.

By:

W. R. WEIS COMPANY, INC.
Name of MBE/WBE Firm (Print)
12/21/2007
Date
(312) 949-1400
Phone


Signature
Peter T. WEIS
Name (Print)

IF APPLICABLE:

By:

Joint Venture Partner (Print)

Date

Phone

Signature

Name (Print)
MBE ___ WBE ___ Non-MBE/WBE ___



City of Chicago
Richard M. Daley, Mayor

Department of
Procurement Services

Barbara A. Lumpkin
Chief Procurement Officer

City Hall, Room 403
121 North LaSalle Street
Chicago, Illinois 60602
(312) 744-4900
(312) 744-2949 (TTY)
<http://www.cityofchicago.org>

November 20, 2006

Karen Weis, President
W. R. Weis Company, Inc.
2100 South Wabash Avenue
Chicago, IL 60616

Annual Certificate Expires: April 1, 2008
Vendor Number: 1040473

Dear Ms. Weis:

We are pleased to inform you that **W.R. Weis Company, Inc.** has been certified as a **WBE** by the City of Chicago. This **WBE** certification is valid until **April 1, 2012**; however your firm must be re-validated annually. Your firm's next annual validation is required by **April 1, 2008**.

As a condition of continued certification during this five year period, you must file a No-Change Affidavit **within 60 days** prior to the date of expiration. Failure to file this Affidavit will result in the termination of your certification. **Please note that you must include a copy of your most current Federal Corporate Tax Return.** You must also notify the City of Chicago of any changes in ownership or control of your firm or any other matters or facts affecting your firm's eligibility for certification.

The City may commence action to remove your firm's eligibility if you fail to notify us of any changes of facts affecting your firm's certification or if your firm otherwise fails to cooperate with the City in any inquiry or investigation. Removal of eligibility procedures may also be commenced if your firm is found to be involved in bidding or contractual irregularities.


Your firm's name will be listed in the City's Directory of Minority Business Enterprises and Women Business Enterprises in the specialty area(s) of:

Installation of Stone and Precast Concrete

Your firm's participation on City contracts will be credited only toward **WBE** goals in your area(s) of specialty. While your participation on City contracts is not limited to your specialty, credit toward **WBE** goals will be given only for work done in the specialty category.

Thank you for your continued interest in the City's Minority and Women Business Enterprise Programs.

Sincerely,


Lori Ann Ilypson
Deputy Procurement Officer

LAL/bk



PUBLIC BUILDING COMMISSION OF CHICAGO
Contract No. 1459

SCHEDULE C - Letter of Intent from MBE/WBE
To Perform As
Subcontractor, Subconsultant, and/or Material Supplier (1 of 2)

SCHEDULE C AND SUPPORTING DOCUMENTS MUST BE
SUBMITTED WITH BID

Name of Project: Beverly Branch Library - New Construction

Project Number: 1459

FROM:

Maywood Industries MBE _____ WBE X
(Name of MBE or WBE)

TO:

Blinderman Construction Company, Inc. and Public Building Commission of Chicago
(Name of General Bidder)

The undersigned intends to perform work in connection with the above-referenced project as (check one):

_____ a Sole Proprietor ✓ _____ a Corporation
_____ a Partnership _____ a Joint Venture

The MBE/WBE status of the undersigned is confirmed by the attached Letter of Certification, dated 9/1/08. In addition, in the case where the undersigned is a Joint Venture with a non-MBE/WBE firm, a Schedule B, Joint Venture Affidavit, is provided.

The undersigned is prepared to provide the following described services or supply the following described goods in connection with the above-named project.

Building Material Supplies

The above-described services or goods are offered for the following price, with terms of payment as stipulated in the Contract Documents.

\$51,000.00

PUBLIC BUILDING COMMISSION OF CHICAGO
Contract No. 1459

SCHEDULE C - Letter of Intent from MBE/WBE
To Perform As
Subcontractor, Subconsultant, and/or Material Supplier (2 of 2)

PARTIAL PAY ITEMS

For any of the above items that are partial pay items, specifically describe the work and subcontract dollar amount:

If more space is needed to fully describe the MBE/WBE firm's proposed scope of work and/or payment schedule, attach additional sheet(s).

SUB-SUBCONTRACTING LEVELS

_____ % of the dollar value of the MBE/WBE subcontract will be sublet to non-MBE/WBE contractors.

_____ % of the dollar value of the MBE/WBE subcontract will be sublet to MBE/WBE contractors.

If MBE/WBE subcontractor will not be sub-subcontracting any of the work described in this Schedule, a zero (0) must be filled in each blank above. If more than 10% percent of the value of the MBE/WBE subcontractor's scope of work will be sublet, a brief explanation and description of the work to be sublet must be provided.

The undersigned will enter into a formal agreement for the above work with the General Bidder, conditioned upon its execution of a contract with the Public Building Commission of Chicago, and will do so within five (5) working days of receipt of a notice of Contract award from the Commission.
By:

Maywood Industries, Inc
Name of MBE/WBE Firm (Print)
12-21-07
Date
708-489-1515
Phone

Nancy J. Gendron
Signature
Nancy J. Gendron, President
Name (Print)

IF APPLICABLE:
By:

Joint Venture Partner (Print)

Date

Phone

Signature

Name (Print)
MBE ___ WBE ___ Non-MBE/WBE ___



City of Chicago
Richard M. Daley, Mayor

Department of
Procurement Services

Barbara A. Lumpkin
Chief Procurement Officer

City Hall, Room 403
121 North LaSalle Street
Chicago, Illinois 60602

(312) 744-4900
(312) 744-2949 (TTY)

<http://www.cityofchicago.org>

October 17, 2007

Nancy Gee, President
Maywood Industries, Inc.
12636 S. Springfield
Alsip, Illinois 60803

Dear Ms. Gee:

The City of Chicago Department of Procurement Services ("Department") has undertaken an evaluation of procurement policies and procedures including those utilized within the M/WBE and DBE certification unit. In light of this evaluation and in anticipation of streamlining our procedures, the Department extends your **WBE certification until February 1, 2008**.


The Department may request additional information from you prior to the expiration of the courtesy period. This information will assist us in making a determination on the recertification of your company. You will receive additional information from the Department in the coming days.

As you know, your firm's participation on contracts will be credited only toward **WBE** in the following specialty area(s):

**Wood Fabrication; Distribution of Industrial Lumber and
Building Materials**

If you have any questions, please contact our office at 312-742-0766.

Sincerely,



Lori Ann Lypson
Deputy Procurement Officer

mck



PUBLIC BUILDING COMMISSION OF CHICAGO

Contract No. 1459

**SCHEDULE C - Letter of Intent from MBE/WBE
To Perform As
Subcontractor, Subconsultant, and/or Material Supplier (1 of 2)**

**SCHEDULE C AND SUPPORTING DOCUMENTS MUST BE
SUBMITTED WITH BID**

Name of Project: Beverly Branch Library - New Construction

Project Number: 1459

FROM:

Cutting Edge Electric MBE X WBE _____
(Name of MBE or WBE)

TO:

Blinderman Construction Company, Inc. and Public Building Commission of Chicago
(Name of General Bidder)

The undersigned intends to perform work in connection with the above-referenced project as (check one):

_____ a Sole Proprietor

✓ _____ a Corporation

_____ a Partnership

_____ a Joint Venture

The MBE/WBE status of the undersigned is confirmed by the attached Letter of Certification, dated _____ In addition, in the case where the undersigned is a Joint Venture with a non-MBE/WBE firm, a Schedule B, Joint Venture Affidavit, is provided.

The undersigned is prepared to provide the following described services or supply the following described goods in connection with the above-named project.

Electrical

The above-described services or goods are offered for the following price, with terms of payment as stipulated in the Contract Documents.

\$650,000.00

PUBLIC BUILDING COMMISSION OF CHICAGO
Contract No. 1459

**SCHEDULE C - Letter of Intent from MBE/WBE
To Perform As
Subcontractor, Subconsultant, and/or Material Supplier (2 of 2)**

PARTIAL PAY ITEMS

For any of the above items that are partial pay items, specifically describe the work and subcontract dollar amount:

If more space is needed to fully describe the MBE/WBE firm's proposed scope of work and/or payment schedule, attach additional sheet(s).

SUB-SUBCONTRACTING LEVELS

_____ % of the dollar value of the MBE/WBE subcontract will be sublet to non-MBE/WBE contractors.

_____ % of the dollar value of the MBE/WBE subcontract will be sublet to MBE/WBE contractors.

If MBE/WBE subcontractor will not be sub-subcontracting any of the work described in this Schedule, a zero (0) must be filled in each blank above. If more than 10% percent of the value of the MBE/WBE subcontractor's scope of work will be sublet, a brief explanation and description of the work to be sublet must be provided.

The undersigned will enter into a formal agreement for the above work with the General Bidder, conditioned upon its execution of a contract with the Public Building Commission of Chicago, and will do so within five (5) working days of receipt of a notice of Contract award from the Commission.

By:

COTTING EDGE ELECTRIC


Name of MBE/WBE Firm (Print)

12-20-07

Date

773-362-2060

Phone



Signature

MARK A. MORALES

Name (Print)

IF APPLICABLE:

By:

Joint Venture Partner (Print)

Date

Phone

Signature

Name (Print)

MBE _____ WBE _____ Non-MBE/WBE _____



January 11, 2007

Mark A. Morales, President
Cutting Edge Electric, Inc.
3727 South Maplewood Ave.
Chicago, IL 60632

City of Chicago
Richard M. Daley, Mayor

Department of
Procurement Services

Barbara A. Lumpkin
Chief Procurement Officer

City Hall, Room 403
21 North LaSalle Street
Chicago, Illinois 60602
312) 744-4900
312) 744-2949 (TTY)
<http://www.cityofchicago.org>

Annual Certificate Expires: March 1, 2008
Vendor Number: 50101202

Dear Mr. Morales:

Congratulations on your continued eligibility for certification as a **MBE** by the City of Chicago. This **MBE** certification is valid until **March 2011**; however your firm must be re-validated annually. Your firm's next annual validation is required by **March 1, 2008**.

As a condition of continued certification during this five year period, you must file a No-Change Affidavit **within 60 days prior** to the date of expiration. Failure to file this Affidavit will result in the termination of your certification. **Please note that you must include a copy of your most current Federal Corporate Tax Return.** You must also notify the City of Chicago of any changes in ownership or control of your firm or any other matters or facts affecting your firm's eligibility for certification.

The City may commence action to remove your firm's eligibility if you fail to notify us of any changes of facts affecting your firm's certification or if your firm otherwise fails to cooperate with the City in any inquiry or investigation. Removal of eligibility procedures may also be commenced if your firm is found to be involved in bidding or contractual irregularities.

Your firm's name will be listed in the City's Directory of Minority Business Enterprises and Women Business Enterprises in the specialty area(s) of:

Electrical Contractor

Your firm's participation on City contracts will be credited only toward **MBE** goals in your area(s) of specialty. While your participation on City contracts is not limited to your specialty, credit toward **MBE** goals will be given only for work done in the specialty category.

Thank you for your continued interest in the City's Minority and Women Business Enterprise Programs.

Sincerely,

Lori Ann Lypson
Deputy Procurement Officer

LAL/ymj

IL UCP HOST: IDOT



PUBLIC BUILDING COMMISSION OF CHICAGO
Contract No. 1459

**SCHEDULE C - Letter of Intent from MBE/WBE
To Perform As
Subcontractor, Subconsultant, and/or Material Supplier (1 of 2)**

**SCHEDULE C AND SUPPORTING DOCUMENTS MUST BE
SUBMITTED WITH BID**

Name of Project: Beverly Branch Library - New Construction

Project Number: 1459

FROM:

Anderson & Shah Roofing, Inc. MBE X WBE
(Name of MBE or WBE)

TO:

Blinderman Construction Company, Inc. and Public Building Commission of Chicago
(Name of General Bidder)

The undersigned intends to perform work in connection with the above-referenced project as (check one):

_____ a Sole Proprietor X _____ a Corporation
_____ a Partnership _____ a Joint Venture

The MBE/WBE status of the undersigned is confirmed by the attached Letter of Certification, dated 12/31/07. In addition, in the case where the undersigned is a Joint Venture with a non-MBE/WBE firm, a Schedule B, Joint Venture Affidavit, is provided.

The undersigned is prepared to provide the following described services or supply the following described goods in connection with the above-named project.

Roofing

The above-described services or goods are offered for the following price, with terms of payment as stipulated in the Contract Documents.

377,000.00

PUBLIC BUILDING COMMISSION OF CHICAGO
Contract No. 1459

SCHEDULE C - Letter of Intent from MBE/WBE
To Perform As
Subcontractor, Subconsultant, and/or Material Supplier (2 of 2)

PARTIAL PAY ITEMS

For any of the above items that are partial pay items, specifically describe the work and subcontract dollar amount:

If more space is needed to fully describe the MBE/WBE firm's proposed scope of work and/or payment schedule, attach additional sheet(s).

SUB-SUBCONTRACTING LEVELS

20 % of the dollar value of the MBE/WBE subcontract will be sublet to non-MBE/WBE contractors.

0 % of the dollar value of the MBE/WBE subcontract will be sublet to MBE/WBE contractors.

If MBE/WBE subcontractor will not be sub-subcontracting any of the work described in this Schedule, a zero (0) must be filled in each blank above. If more than 10% percent of the value of the MBE/WBE subcontractor's scope of work will be sublet, a brief explanation and description of the work to be sublet must be provided.

The undersigned will enter into a formal agreement for the above work with the General Bidder, conditioned upon its execution of a contract with the Public Building Commission of Chicago, and will do so within five (5) working days of receipt of a notice of Contract award from the Commission.

By:

* Anderson + Shah Roofing Inc. David Wehrle
Name of MBE/WBE Firm (Print) Signature
12/21/07
Date David Wehrle
815-741-0909 Name (Print)
Phone

IF APPLICABLE:

By:

Joint Venture Partner (Print) Signature

Date Name (Print)

Phone MBE ___ WBE ___ Non-MBE/WBE ___



City of Chicago
Richard M. Daley, Mayor

Department of
Procurement Services

Barbara A. Lumpkin
Chief Procurement Officer

City Hall, Room 403
121 North LaSalle Street
Chicago, Illinois 60602
(312) 744-4900
(312) 744-2949 (TTY)
<http://www.cityofchicago.org>

August 24, 2007

Pravin M. Shah
Anderson & Shah Roofing, Inc.
23900 County Farm Road
Joliet, Illinois 60431

Dear Mr. Shah:

The City of Chicago Department of Procurement Services ("Department") has undertaken an evaluation of procurement policies and procedures including those utilized within the M/WBE and DBE certification unit. In light of this evaluation and in anticipation of streamlining our procedures, the Department extends your **MBE** certification **until December 31, 2007.**

The Department may request additional information from you prior to the expiration of the courtesy period. This information will assist us in making a determination on the recertification of your company. You will receive additional information from the Department in the coming days.

As you know, your firm's participation on contracts will be credited only toward **MBE** in the following specialty area(s):

**Commercial, Industrial and Institutional
Roofing and Sheet Metal Work**

If you have any questions, please contact our office at 312-742-0766.

Sincerely,


Lori Ann Lypson
Deputy Procurement Officer

LAL/ds



PUBLIC BUILDING COMMISSION OF CHICAGO
Contract No. 1459

SCHEDULE D - Affidavit of General Contractor Regarding MBE/WBE Participation
(1 of 2)

Name of Project: Beverly Branch Library 1962 West 95th Street New Construction

STATE OF ILLINOIS)
) SS
COUNTY OF COOK)

In connection with the above-captioned contract, I HEREBY DECLARE AND AFFIRM that I am the
President

Title
and duly authorized representative of

Blinderman Construction Company, Inc.
Name of General Contractor
whose address is

8501 West Higgins Road, Suite 320

in the City of Chicago, State of Illinois
and that I have personally reviewed the material and facts submitted with the attached Schedules of MBE/WBE participation in the above-referenced Contract, including Schedule C and Schedule B (if applicable), and the following is a statement of the extent to which MBE/WBE firms will participate in this Contract if awarded to this firm as the Contractor for the Project.

Name of MBE/WBE Contractor	Type of Work to be Done in Accordance with Schedule C	Dollar Credit Toward MBE/WBE Goals	
		MBE	WBE
F. Garcia Landscaping Inc	Landscaping	\$ 143,000	
Metropolitan Steel, Inc.	Steel	\$ 130,000	\$
KDK Decorators	Painting	\$ 55,000	
Meccor Industries, Ltd.	Carpentry	\$ 40,150	\$
H & P Contractors	Drywall / Acoustical	\$ 246,000	
Arc Underground, Inc.	Site utilities	\$	\$ 175,000
WR Weis Company, Inc.	Granite		\$ 50,000
Maywood Industries Inc.	Building Material Supplies		\$ 51,000
Cutting Edge Electric, Inc.	Electrical	\$ 650,000	
		\$	\$
Anderson & Shah Roofing, Inc.	Roofing	\$ 377,000	\$
		\$	\$
Total Net MBE/WBE Credit		\$ 1,641,150	\$ 276,000
Percent of Total Base Bid		24 %	4 %

The General Contractor may count toward its MBE/WBE goal a portion of the total dollar value of a contract with a joint venture equal to the percentage of the ownership and control of the MBE/WBE partner.

PUBLIC BUILDING COMMISSION OF CHICAGO
Contract No. 1459

SCHEDULE D - Affidavit of General Contractor Regarding MBE/WBE Participation
(2 of 2)

SUB-SUBCONTRACTING LEVELS

_____ % of the dollar value of the MBE/WBE subcontract will be sublet to non-MBE/WBE contractors.

_____ % of the dollar value of the MBE/WBE subcontract will be sublet to MBE/WBE contractors.


If MBE/WBE subcontractor will not be sub-subcontracting any of the work described in this Schedule, a zero (0) must be filled in each blank above.

If more than 10% of the value of the MBE/WBE subcontractor's scope of work will be sublet, a brief explanation and description of the work to be sublet must be provided.

The undersigned will enter into a formal agreement for the above work with the above-referenced MBE/WBE firms, conditioned upon performance as Contractor of a Contract with the Commission, and will do so within five (5) business days of receipt of a notice of Contract award from the Commission.

By:

Blinderman Construction Co
Name of Contractor (Print)
January 24, 2008
Date
773.444.0500
Phone


Signature
Steven Blinderman
Name (Print)

IF APPLICABLE:

By:

Joint Venture Partner (Print)

Date

Phone/FAX

Signature

Name (Print)
MBE ___ WBE ___ Non-MBE/WBE ___

PUBLIC BUILDING COMMISSION OF CHICAGO

Contract No. 1459

SCHEDULE E - Request for Waiver from MBE/WBE Participation

Date: _____

Montel M. Gayles, Executive Director
Public Building Commission of Chicago
Richard J. Daley Center
50 W. Washington Street, Room 200
Chicago, IL 60602

Dear Mr. Gayles:

RE: Contract No. _____

Project Title: _____

In accordance with Section 24.01.10, the undersigned hereby requests a waiver/partial waiver from the MBE/WBE provisions of Section 24.01.10. The undersigned certifies that it/we has/have been diligent in our attempt to identify potential subcontractors certified as MBE/WBE to perform work in this project, that such efforts have not been successful, and that it/we cannot meet the Minority/Women Business Enterprise contract goal. These efforts are described below and are consistent with the "Request for Waiver" provisions of the MBE/WBE Program as detailed in Section 24.01.10 as follows:

Documentation attached: yes _____ no _____

Based on the information provided above, we request consideration of this waiver request.

Sincerely,

Signature

Print Name

Title

Name of Firm

PUBLIC BUILDING COMMISSION OF CHICAGO

Contract No. 1459

Affidavit of Uncompleted Work

A. Work Under Contract

List below all work Bidder has under contract as either a general contractor or a subcontractor, including all pending low bids not yet awarded or rejected. In a joint venture, list only that portion of the work that is the responsibility of the Bidder. The uncompleted dollar value is to be based upon the most recent estimate of the owner or engineer, and must include work subcontracted to others. If no work is contracted, indicate NONE.

	1	2	3	4	5	6	7	8	9	
Project	RRS	MNN	H06	OMR	WNS	LRB		Misc		
Contract With	Chg Dept of Trans	Metra	City of Chicago	US Navy	Chgo Public Schools	Chgo Housing Authority		Misc		
Estimated Completion Date	8/08	7/08	2/08	5/09	4/09	12/08		TBD		TOTAL
Total Contract Price	10,057,123	2,172,200	5,376,631	4,622,987	10,161,740	7,139,500		6,540,274		46,070,455
Uncompleted Dollar Value if Firm is GC	7,279,232	1,492,068	1,402,933	1,998,259	10,161,740	7,139,500		158,567		29,632,299

B. Uncompleted Work to be Completed with the Bidder's own Forces

List below the uncompleted dollar value of work for each contract to be completed with your own forces including all work indicated as awards pending. All work subcontracted to others will be listed on PART III of this form. In a joint venture, list only that portion of the work to be done by your company.

	RRS	MNN	H06	OMR	WNS	LRB		MIS	Pending Awards	TOTALS
EXCAVATING & GRADING										0
PCC BASE, C&G PAVING										0
BIT CONCRETE PAVING										0
STABILIZED BASE (RAM,CAM,PAM)										0
AGGREGATED BASE & FILL										0
FOUNDATION (CAISSON & PILE)										0
HIGHWAY STRUCTURES										0
SEWER & DRAIN STRUCT.										0
PAINTING										0
PAVEMENT MARKING										0
SIGNING										0
LANDSCAPING										0
DEMOLITION										0
FENCING										0
OTHERS (LIST)										0

PUBLIC BUILDING COMMISSION OF CHICAGO

Contract No. 1459

PART II. UNCOMPLETED WORK TO BE DONE WITH YOUR OWN FORECES (CONTINUED)

	RRS	MNN	H06	OMR	WNS	LRB		MIS	Pending Awards	TOTALS
STRUCT. STEEL (BLDG. CONST.)										0
ORNAMENTAL STEEL (BLDG. CONST.)										0
MISCELLANEOUS CONCRETE										0
FIREPROOFING										0
MASONRY										0
H.V.A.C.										0
MECHANICAL										0
ELECTRIC										0
PLUMBING										0
ROOFING & SHEET METAL										0
FLOORING & TILE WORK										0
DRYWALL & PLASTER WORK										0
CEILING CONST.										0
HOLLOW METAL & HARDWARE										0
GLAZING & CAUKING										0
MISCELLANEOUS ARCH. WORK										0
OTHERS (LIST) CARPENTRY CLEAN. SUPERVISION	2,350,608	757,130	1,385,334	578,147	3,708,740	2,696,986		105,390		11,582,335
TOTALS	2,350,608	757,130	1,385,334	578,147	3,708,740	2,696,986		105,390		11,582,335

PUBLIC BUILDING COMMISSION OF CHICAGO

Contract No. 1459

REMARKS:

Amounts updated to reflect activity through 11-30-07.

C. Work Subcontracted to Others

List below the work according to each contract on the preceding page, that the Bidder has subcontracted to others. DO NOT include work to be performed by another general contractor in a joint venture.

No work may be indicated as subcontracted to others on awards pending. If no work is subcontracted, indicate NONE.

	RRS	MNN	H06	OMR	WNS	LRB	MIS
SUBCONTRACTOR	Meccor Industries	Midwestern Electric	Standard Heating	Siemens Bldg	Eason	Paniagua Group	Various
TYPE OF WORK	Carpentry	Electrical	HVAC	Temp Control	Abatement	Floors	Various
SUBCONTRACT PRICE	1,682,472	214,530	304,769	431,763	702,000	124,829	4,079,372
AMOUNT UNCOMPLETED	1,404,646	202,380	0	150,252	702,000	124,829	53,177
SUBCONTRACTOR	Midwestern Electric	Northwest General	Oakleaf Electric	S. Mechanical	Broadway Electric	Qu-Bar	
TYPE OF WORK	Electrical	Site Utilities	Electric	Mechanical	Electrical	HVAC	
SUBCONTRACT PRICE	749,273	165,572	230,963	1,779,226	1,409,000	554,850	
AMOUNT UNCOMPLETED	726,773	111,203	0	575,113	1,409,000	554,850	
SUBCONTRACTOR	Metal Erectors	Prate Installations	All Chicago	Professional Elevator	Qu Bar	Broadway Electric	
TYPE OF WORK	Metal Roof Panels	Roofing	HVAC	Elevator	HVAC	Electrical	
SUBCONTRACT PRICE	190,000	59,521	627,220	45,326	975,000	278,000	
AMOUNT UNCOMPLETED	190,000	59,521	17,599	17,480	975,000	278,000	
SUBCONTRACTOR	Advance Iron Works	Waukegan Steel		Ruffalo Painting	Knickerbocker	Pagoda Electric	
TYPE OF WORK	Structural Steel	Structural Steel		Painting	Roofing	Electrical	
SUBCONTRACT PRICE	577,532	59,440		704,494	908,000	1,064,000	
AMOUNT UNCOMPLETED	191,138	59,440		633,362	908,000	1,064,000	

PUBLIC BUILDING COMMISSION OF CHICAGO

Contract No. 1459

C. Continued

	RRS	MNN	H06	OMR	WNS	LRB		MIS
SUBCONTRACTOR	FK Ketler	CW Burns		Anagnos Door	MPZ Masonry	TMS Mech		
TYPE OF WORK	Structural Steel	Plumbing		Carpentry	Masonry	Plumbing		
SUBCONTRACT PRICE	579,595	40,700		42,865	432,000	850,000		
AMOUNT UNCOMPLETED	459,359	35,318		28,599	432,000	850,000		
SUBCONTRACTOR	Architectural Glass Works	Pederson Co		Hufcor	Carroll Seating	Meccor Ind		
TYPE OF WORK	Doors and Frames	Landscaping		Carpentry	Millwork	Carpentry		
SUBCONTRACT PRICE	179,820	40,000		36,120	451,000	303,890		
AMOUNT UNCOMPLETED	179,820	40,000		15,306	451,000	303,890		
SUBCONTRACTOR	PS Coyote	Barrera			A&H Plumbing	Auburn Corp		
TYPE OF WORK	Excavation	Concrete			Plumbing	Windows		
SUBCONTRACT PRICE	368,910	69,211			668,000	126,500		
AMOUNT UNCOMPLETED	205,141	69,211			668,000	126,500		
SUBCONTRACTOR	Universal Iron Works	Sanchez Paving			Uptown Painting	Durango Paint		
TYPE OF WORK	Iron Work	Paving			Painting	Painting		
SUBCONTRACT PRICE	375,023	26,728			120,000	194,000		
AMOUNT UNCOMPLETED	375,023	26,728			120,000	194,000		

PUBLIC BUILDING COMMISSION OF CHICAGO

Contract No. 1459

	RRS	MNN	H06	OMR	WNS	LRB	MIS
SUBCONTRACTOR	American Enclosures	Ramirez Const			Schindler	J.Gill Company	
TYPE OF WORK	Windows	Mason			Elevator	Concrete	
SUBCONTRACT PRICE	268,000	12,440			158,000	310,000	
AMOUNT UNCOMPLETED	268,000	12,440			158,000	310,000	
SUBCONTRACTOR	Professional Elevator	Qu-Bar			K&K	William Duguid	
TYPE OF WORK	Elevator	HVAC			Structural Steel	Gypsum Board	
SUBCONTRACT PRICE	257,714	30,750			330,000	278,000	
AMOUNT UNCOMPLETED	246,914	30,750			330,000	278,000	
SUBCONTRACTOR	Hayward Baker	Diaz Interior			Various	F&D Masonry	
TYPE OF WORK	Micro piles	Drywall			Various	Masonry	
SUBCONTRACT PRICE	305,000	20,628			300,000	178,000	
AMOUNT UNCOMPLETED	30,500	20,628			300,000	178,000	
SUBCONTRACTOR	Various	Various				Various	
TYPE OF WORK	Various	Various				Various	
SUBCONTRACT PRICE	819,864	135,899				180,445	
AMOUNT UNCOMPLETED	651,310	67,319				180,445	

PUBLIC BUILDING COMMISSION OF CHICAGO

Contract No. 1459

Affidavit of Uncompleted Work (continued)

I, being duly sworn, do hereby declare that this affidavit is a true and correct statement relating to ALL uncompleted contracts of the undersigned for Federal, State, County, City, and private work including ALL subcontract work, ALL pending low bids not yet awarded or rejected, and ALL estimated completion dates.

T. White
Signature

December 17, 2007
Date

Thomas J. White
Name (Type or Print)

Title

Blinderman Construction Company, Inc.
Bidder Name
8501 West Higgins Road, Ste. 320
Address
Chicago, IL 60631
City State Zip

Subscribed and sworn to before me
this 17th day of December, 2007

Rosaria Marzullo
Notary Public

(SEAL)

Commission expires: 3/27/10



PUBLIC BUILDING COMMISSION OF CHICAGO

Contract No. 1459

Statement Of Bidder's Qualifications

At the request of the Commission, the Bidder shall also submit additional information regarding the capability of the Bidder to perform the Contract.

Bidder Blinderman Construction Company, Inc.
Submitted By Steven Blinderman
Title President
Permanent Main Office Address 8501 West Higgins Road, Ste.320
Local Address Chicago, IL 60631

Local Telephone No. and FAX No. 773.444.0500 / 773.444.0501

How many years operating as contractor for work of this nature? 35

List of recently completed contracts of similar dollar value and scope of work.

	Name/Address	Dollar Amount	Year of Contract	Nature of Project
1.				
2.	ON FILE			
3.				
4.				
5.				
6.				
7.				
8.				

PUBLIC BUILDING COMMISSION OF CHICAGO

Contract No. 1459

Statement Of Bidder's Qualifications (continued)

The undersigned hereby authorizes any person, firm, or corporation to furnish any information requested by the Public Building Commission of Chicago in verification of this Statement of Bidder's Qualifications.

If submitted by a corporation:

- (a) Corporation Name Blinderman Construction Company, Inc.
- (b) State and City in which incorporated Illinois
- (c) If incorporated in another state, is firm authorized to do business in the State of Illinois?
Yes _____ No _____
- (d) Name and address of registered agent in Illinois

N/A

(e) Names and titles of officers authorized to sign contracts

<u>Steven Blinderman</u>	<u>President</u>
Name	Title
<u>David Blinderman</u>	<u>Vice President</u>
Name	Title

If submitted by a partnership:

- (a) Firm Name _____
- (b) Official Address _____
- (c) Names of all Partners: _____

If submitted by an individual:


- (a) Firm Name _____
- (b) The Owner _____
- (c) Official Address _____

Steven Blinderman
Signature of Affiant

Subscribed and sworn to before me this 17th day of December 2007

Rosaria Marzullo
Notary Public
My Commission expires: 3/27/10

(SEAL)



DISCLOSURE OF RETAINED PARTIES

A. Definitions and Disclosure Requirements

1. As used herein, "Contractor" means a person or entity who has any contract or lease with the Public Building Commission of Chicago ("Commission").
2. Commission contracts and/or qualification submittals must be accompanied by a disclosure statement providing certain information about attorneys, lobbyists, consultants, subcontractors, and other persons whom the Contractor has retained or expects to retain with respect to the contract or lease. In particular, the Contractor must disclose the name of each such person, his or her business address, the name of the relationship, and the amount of fees paid or estimated to be paid. The Contractor is not required to disclose employees who are paid solely through the Contractor's regular payroll.
3. "Lobbyists" means any person (a) who for compensation or on behalf of any person other than himself undertake to influence any legislative or administrative action, or (b) any part of whose duties as an employee of another includes undertaking to influence any legislative or administrative action.

B. Certification

Contractor hereby certifies as follows:

1. This Disclosure relates to the following transaction: Beverly Branch Library

Description or goods or services to be provided under Contract: # 1459

2. Name of Contractor: Blinderman Construction Co., Inc.

3. **EACH AND EVERY** attorney, lobbyist, accountant, consultant, subcontractor, or other person retained or anticipated to be retained by the Contractor with respect to or in connection with the contract or lease is listed below. Attach additional pages if necessary. NOTE: You must include information about certified MBE/WBEs you have retained or anticipate retaining, even if you have already provided that information elsewhere in the contract documents.

Retained Parties:


Name	Business Address	Relationship (Attorney, Lobbyist, Subcontractor, etc.)	Fees (indicate whether paid or estimated)
SEE ATTACHED			
* Supplemental "Disclosure" to be submitted if requested as additional subcontracts are awarded.			

Check Here If No Such Persons Have been Retained or Are Anticipated To Be Retained: _____

DISCLOSURE OF RETAINED PARTIES

4. The Contractor understands and agrees as follows:
- a. The information provided herein is a material inducement to the Commission execution of the contract or other action with respect to which this Disclosure of Retained Parties form is being executed, and the Commission may rely on the information provided herein. Furthermore, if the Commission determines that any information provided herein is false, incomplete, or inaccurate, the Commission may terminate the contract or other transaction, terminate the Contractor's participation in the contract or other transactions with the Commission.
 - b. If the Contractor is uncertain whether a disclosure is required under the Contractor must either ask the Commission's Representative or his or her manager whether disclosure is required or make the disclosure.
 - c. This Disclosure of Retained Parties form, some or all of the information provided herein, and any attachments may be made available to the public on the Internet, in response to a Freedom of Information Act request, or otherwise. The Contractor waives and releases any possible rights or claims it may have against the Commission in connection with the public release of information contained in the completed Disclosure of Retained Parties form and any attachments.

Under penalty of perjury, I certify that I am authorized to execute this Disclosure of Retained Parties on behalf of the Contractor and that the information disclosed herein is true and complete.



Signature

February 18, 2008

Date

David Blinderman

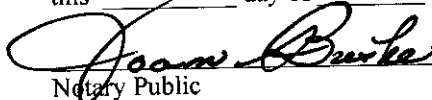
Name (Type or Print)

Vice President

Title

Subscribed and sworn to before me

this 18th day of February 20 08



Notary Public



DISCLOSURE OF RETAINED PARTIES

February 18, 2008

B. Certification

3. Retained Parties:

Name	Business Address	Relationship	Fees
F. Garcia Landscaping	316 E. Main Street Wauconda, Barrington, IL 60011	MBE Subcontractor	\$ 159,826
Metropolitan Steel, Inc	17950 Chappel Ave., Lansing, IL 60438	MBE Subcontractor	\$ 130,000
KDK Decorators, Inc.	9640 S. Yale , Chicago, IL 60620	MBE Subcontractor	\$ 55,000
Meccor Industries, LTD	3933 Oakton St., Skokie, IL 60076	MBE Supplier	\$ 40,150
H&P Contractors	2921 W. Diversy Ave., Chicago, IL 60619	MBE Subcontractor	\$ 255,800
ARC Underground	2114 W. Thomas St., Chicago, IL 60622	WBE Subcontractor	\$ 175,000
WR Weiss Company, Inc.	2100 S. Wabash, Chicago, IL 60616	WBE Subcontractor	\$ 50,000
Maywood Industries, Inc.	12636 S. Springfield, Alsip, IL 60803	WBE Supplier	\$ 51,000
Cutting Edge Electric, Inc.	6852 W. Archer, Chicago, IL 60638	MBE Subcontractor	\$ 650,000
Anderson & Shah Roofing	23900 County Farm Rd., Joliet, IL 60431	MBE Subcontractor	\$ 377,000

PUBLIC BUILDING COMMISSION OF CHICAGO

Contract No. 1459

PERFORMANCE AND PAYMENT BOND

Contract No. 1459

Bond No. 6555048

KNOW ALL MEN BY THESE PRESENTS, that we, Blinderman Construction Company, Inc.,
a corporation organized and existing under the laws of the State of Illinois, with offices in the City of
Chicago, State of Illinois, as Corporate Principal, and

Safeco Insurance Company of America

SAFECO Plaza, Seattle, WA 98185

a corporation organized and existing under the laws of the State of WA, with offices in the State of
* Illinois *, as Surety, are held and firmly bound unto the Public Building Commission of Chicago,
hereinafter called "Commission", in the penal sum of Six Million Eight Hundred Thirty Three Thousand
Six Hundred Eighty One Dollars and No Cents (\$6,833,681.00) for the payment of which sum well and
truly to be made, we bind ourselves, our heirs, executors, administrators, and successors, jointly and
severally, firmly by these presents.

The condition of this obligation is such, that whereas the Principal entered into a certain Contract, hereto
attached, with the Commission, dated February 13, 2008, for the fabrication, delivery, performance and
installation of

Beverly Branch Library
1962 W. 95th Street, Chicago, IL.

in the referenced project area and other miscellaneous work collateral thereto.

NOW, THEREFORE, if the Principal shall well and truly perform and fulfill all the undertakings,
covenants, terms, conditions, and agreements of said Contract during the original term of said Contract and
any extension thereof that may be granted by the Commission, with or without notice to the Surety, and
during the life of any guarantee required under the Contract, and shall also well and truly perform and
fulfill all the undertakings, covenants, terms, conditions and agreements of any and all authorized
modifications of said Contract that may be made; and also if the Principal shall promptly pay all persons,
firms, and corporations supplying labor, materials, facilities, or services in the prosecution of the work
provided for in the Contract, and any and all duly authorized modifications of said Contract that may be
made, notice of which modifications being hereby waived; and also, if the Principal shall fully secure and
protect the said Commission, its legal successor and representative, from all liability in the premises and
from all loss or expense of any kind, including all costs of court and attorney's fees, made necessary or
arising from the failure, refusal, or neglect of the aforesaid Principal to comply with all the obligations

PUBLIC BUILDING COMMISSION OF CHICAGO

Contract No. 1459

assumed by said Principal or any subcontractors in connection with the performance of said Contract and all such modifications thereof; and also, if the Principal shall deliver all Work called for by said Contract of the Principal with the Commission, free and clear of any and all claims, liens and expenses of any kind or nature whatsoever, and in accordance with the terms and provisions of said Contract, and any and all modifications of said Contract; then, this said Bond shall become null and void; otherwise it shall remain in full force and effect.

The Surety does further hereby consent and yield to the jurisdiction of the State Civil Courts of the County of Cook, City of Chicago, and State of Illinois, and does hereby formally waive any plea of jurisdiction on account of the residence elsewhere of the Surety. The Principal and Surety severally and jointly agree that this Bond, and the undertakings contained herein, are also for the benefit of any and all subcontractors and other persons furnishing materials, labor, facilities, or services to the Principal or for the performance by the Principal of said Contract with the Commission as originally executed by said Principal and the Commission or as thereafter modified, and that any such subcontractor or persons furnishing labor, materials, facilities, or services may bring suit on this Bond, or any undertaking herein contained, in the name of the Commission against the said Principal and Surety or either of them.

It is expressly understood and agreed that this Bond, in the penal sum of Six Million Eight Hundred Thirty Three Thousand Six Hundred Eighty One Dollars and No Cents (\$6,833,681.00), shall secure the payment of all sums due of and by the Principal under the Contract, and guarantee the faithful performance of the Contract.

No modifications, omissions, or additions, in or to the terms of said Contract, the plans or specifications, or in the manner and mode of payment shall in any manner affect the obligations of the Surety in connection with aforesaid Contract. Notice to the Surety of any and all modifications in said Contract of the Principal with the Commission and of any additions or omissions to or from said Contract are hereby expressly waived by the Surety.

PUBLIC BUILDING COMMISSION OF CHICAGO

Contract No. 1459

IN WITNESS WHEREOF, the above bounden parties have executed this instrument under their several seals this 19th day of February, 2008, the name and corporate seal of each corporate party being hereto affixed and these presents duly signed by its undersigned representative pursuant to authority of its governing body.

WITNESS:

Name

BY (Seal) Individual Principal

Business Address

(Seal) Individual Principal

City State

CORPORATE SEAL

ATTEST:

Blinderman Construction Company, Inc.

Corporate Principal

BY [Signature]

BY [Signature]

Secretary Title

President Title

8501 W. Higgins Road, Ste. 320 Chicago, IL 60631

Safeco Insurance Company of America

Corporate Surety

BY Susan A. Welsh Susan A. Welsh

Attorney-In-Fact Title

200 E. Randolph, Chicago, IL 312/381-4589 Business Address & Telephone

CORPORATE SEAL

FOR CLAIMS (Please Print):

Contact Name: Surety Claims

Business Address: 2800 W. Higgins Road, Hoffman Estates, IL 60169-7205

Telephone: 847-490-2900 Fax: 847-490-2231


The rate of premium of this Bond is \$ 11.50/5.50 sliding scale per thousand. ** Total amount of premium charged is \$ 49,002.00 **

* The current power of attorney for the persons who sign for any surety company shall be attached to this Bond. Such power of attorney shall be sealed and certified with a "first-hand signature" by an officer of the surety. The Commission will not accept a facsimile signature.

PUBLIC BUILDING COMMISSION OF CHICAGO
Contract No. 1459

** Must be filled in by the Corporate Surety.

BOND APPROVAL



BY 
Secretary,
Public Building Commission of Chicago

CERTIFICATE AS TO CORPORATE SEAL

I, David Blinderman, certify that I am the _____ Secretary of Blinderman Construction Company, Inc., corporation named as Principal in the foregoing performance and payment bond, that Steven Blinderman who signed on behalf of the Principal was then President of said corporation; that I know this person's signature, and the signature is genuine; and that the Bond was duly signed, sealed, and attested, for and in behalf of said corporation by authority of its governing body.

Dated this 19th day of February, 2008

CORPORATE SEAL



NOTARIAL ACKNOWLEDGMENT

**STATE OF ILLINOIS
COUNTY OF COOK**

On this 19th day of February, 2008, before me Debra J. Doyle a Notary Public of the State and County aforesaid, residing therein, duly commissioned and sworn, personally came Susan A. Welsh, to me known, who being by me duly sworn according to law, did depose and say that she resides in Illinois: that she is an Attorney-in-Fact of The Safeco Insurance Company of America, the corporation described in and which executed the foregoing instrument: that she knows the seal of said corporation: that it was so affixed by order of The Board of Directors of said corporation and that she signed this name thereto by like order: that she executed and delivered such instrument on behalf of said corporation as its voluntary act and deed for the uses and purposes therein mentioned.

My Commission Expires:
02/21/10



No. 10025


KNOW ALL BY THESE PRESENTS:

That **SAFECO INSURANCE COMPANY OF AMERICA**, a Washington corporation, does hereby appoint
*****MARCIA K. CESAFSKY; JAMES A. CUTHBERTSON; KAREN DANIEL; PATRICIA M. DOYLE; ROBERT E. DUNCAN; GEOFFREY E. HEKIN;
LINDA ISER; THOMAS J. JOSLIN; GREGORY K. KESSLER; KATHLEEN J. MAILES; SANDRA MARTINEZ; JOELLEN M. MENDOZA; SUSAN PREIK SA; CRAIG T.
TAGLIAMONTE; SUSAN A. WELSH; Chicago, Illinois*****

its true and lawful attorney(s)-in-fact, with full authority to execute on behalf of the company fidelity and surety bonds or undertakings and other documents of a similar character issued by the company in the course of its business, and to bind **SAFECO INSURANCE COMPANY OF AMERICA** thereby as fully as if such instruments had been duly executed by its regularly elected officers at its home office.

IN WITNESS WHEREOF, SAFECO INSURANCE COMPANY OF AMERICA has executed and attested these presents


this 2nd day of November, 2005



Kenneth M. Koch, Assistant Vice President

State of Washington }
County of King } ss.

On the 2nd day of November, 2005, before me personally came Kenneth M. Koch, Assistant Vice President
to me known, who being duly sworn, did depose and say that he/she resides in
Seattle, Washington, that he/she is a Assistant Vice President of **SAFECO**

INSURANCE COMPANY OF AMERICA, the Corporation described in and which executed the above instrument; that he/she knows the seal of said Corporation; that the seal affixed to said instrument is such corporate seal; that it was so affixed by order of the Board of Directors of said Corporation, and that he/she signed his/her name to said instrument.




Julie Ann Gist

My commission expires July 13 2009

CERTIFICATE

Extract from the By-Laws of **SAFECO INSURANCE COMPANY OF AMERICA**:

"Article V, Section 13. - FIDELITY AND SURETY BONDS . . . the President, any Vice President, the Secretary, and any Assistant Vice President appointed for that purpose by the officer in charge of surety operations, shall each have authority to appoint individuals as attorneys-in-fact or under other appropriate titles with authority to execute on behalf of the company fidelity and surety bonds and other documents of similar character issued by the company in the course of its business.

"The power of appointment granted in this paragraph to the officers enumerated may be exercised by each of them severally, regardless of the availability or unavailability of the other officers enumerated. On any instrument making or evidencing such appointment, the signatures may be affixed by facsimile.


"On any instrument conferring such authority or on any bond or undertaking of the company, the seal, or a facsimile thereof, may be impressed or affixed or in any other manner reproduced; provided, however, that the seal shall not be necessary to the validity of any such instrument or undertaking."

I, Gary W. Kolar, Assistant Vice President of **SAFECO INSURANCE COMPANY OF AMERICA**, do hereby certify that the foregoing is a true and correct copy of Article V, Section 13 of the By-Laws of said corporation and of a power of attorney executed pursuant thereto and that both said By-Laws and said power of attorney are still in full force and effect.

IN WITNESS WHEREOF, I have hereunto set my hand and affixed the facsimile seal of said corporation

this 19th day of February, 2008




Gary W. Kolar, Assistant Vice President

PUBLIC BUILDING COMMISSION OF CHICAGO

Contract No. 1459

V. INSTRUCTIONS TO BIDDERS

A. Examination Of Documents By Bidder

1. The Bidder shall, before submitting its bid, carefully examine all Contract Documents, including but not limited to, the Project Information, Instructions, and Execution Documents (Book 1); Standard Terms and Conditions (Book 2); Technical Specifications (Book 3); plans; drawings; Addenda (if any); and bonds. The Bidder shall inspect in detail the site of the proposed Work and familiarize itself with all the local conditions affecting the Contract and the detailed requirements of construction. If its bid is accepted, the bidder will be responsible for all errors in its proposal resulting from failure or neglect to comply with these instructions. In no case will the Commission be responsible for any change in anticipated profits resulting from such failure or neglect.

B. Interpretations Or Addenda

1. The Commission will not furnish oral interpretations of Contract Documents. If an interpretation is desired by a prospective Bidder, the interpretation should be requested in a letter addressed to the PBC, attn: Janice Meeks, Contract Administrator, fax 312-744-3572 or email; janicemeeks@cityofchicago.org. Every interpretation or revision will be in the form of an addendum to the Contract Documents and, when issued, will be on file in the office of the Commission at least three (3) business days before bids are opened. Although all addenda will be faxed, emailed, or mailed to each person obtaining Contract Documents, it shall be the Bidder's responsibility to inquire as to the addenda issued. All such addenda shall become part of the Contract and attached thereto and all Bidders shall be bound by such addenda, whether or not received by the Bidders.

C. Inspection Of Site

Bidder shall inspect the Site to become familiar with the conditions relating to the Work to be performed, the facilities involved, and the difficulties and restrictions attending the performance of this Contract. Failure of the Bidder to visit the Site shall not relieve or alter the Bidder's responsibility of completing the Work as set forth in the Contract Documents.

D. Pre-Qualification Of Bidders

1. Unless otherwise indicated in Part I "Project Information," the Commission has heretofore issued Request for Qualifications (RFQ) in order to approve the qualifications of firms to perform work on certain projects of the Commission. Responses to the RFQ were evaluated by the Commission on the basis of the firm's experience and past performance, technical qualifications, organization and equipment, financial resources, bonding and insurance capacity, and other factors deemed relevant by the Commission. Notice of pre-qualification has been provided by the Commission to all firms approved as "pre-qualified," and only firms that have received notification of pre-qualification are eligible to bid on this Contract. Pre-qualified firms are eligible to bid either as the entity that was pre-qualified or as a joint venture with another firm, provided that the pre-qualified firm has a controlling interest in the joint venture.
2. The Commission reserves the right to take such steps as it deems necessary to determine the continuing qualifications of the Bidder to adequately perform the requirements of the Contract, and the Bidder shall furnish to the Commission all information and data requested for this purpose, including completed form "Statement of Bidder's Qualifications" provided with this Book 1. Failure of the Bidder to cooperate with the Commission in its investigation or submit any additional documents requested by the Commission shall be grounds for disqualification.

PUBLIC BUILDING COMMISSION OF CHICAGO

Contract No. 1459

E. Competency of Bidder

1. The Commission reserves the right to refuse to award a Contract to any person, firm, or corporation that is in arrears or is in default to the Commission upon any debt or contract, or that is a defaulter, as surety or otherwise, upon any obligation to the Commission, or had failed to perform faithfully any previous contract with the Commission.
2. The Bidder, if requested, must present within a reasonable time, as determined by the Commission, evidence satisfactory to the Commission of performance ability and possession of necessary facilities, pecuniary resources, and adequate insurance to comply with the terms of these specifications and Contract Documents.

F. Preparation of Bid

1. Two (2) copies of Project Information, Instructions, and Execution Documents (Book 1) shall be prepared with original signatures and notarizations wherever required.
2. All bids must be prepared on forms supplied by the Commission and shall be subject to all requirements of the Contract Documents. Unless otherwise stated, all blank spaces on the bid page or pages, applicable to the subject specification, should be correctly filled in. All bids must be regular in every respect and no interlineations, excisions or special conditions shall be made by the Bidder.
3. The Bidder's name, address, telephone and fax number should be clearly written on the front cover of each of the copies of Book 1 submitted.
4. When required by the Contract Documents, the Bidder may attach supporting documentation or additional information to the back of the form to which it refers.
5. The Commission may consider as irregular, and at its option reject, any bid on which there is an alteration of or departure from the bid form hereto attached.
6. The Bid Documents shall include the following:
 - a) Contractor's Bid
 - b) Bid Guarantee
 - c) Administrative Fee
 - d) Basis of Award (Award Criteria)
 - e) Unit Prices
 - f) Affidavit of Non-collusion
 - g) Schedule B – Joint Venture Affidavit with supporting documentation (if applicable)
 - h) one (1) Schedule C for each MBE and WBE with its current letter(s) of certification
 - i) Schedule D – Affidavit of General Contractor Regarding MBE/WBE Participation
 - j) Schedule E – Request for Waiver from MBE/WBE Participation
 - k) Affidavit of Uncompleted Work
7. Current versions of the following documents shall be on file at the Commission at the time of bid opening:
 - a) Financial Statement
 - b) Disclosure Affidavit
 - c) Statement of Bidder's Qualifications

PUBLIC BUILDING COMMISSION OF CHICAGO

Contract No. 1459

8. If the contract is open to bidders that are not pre-qualified as stated in Part I "Project Information", packages containing the forms for the financial statement, Disclosure Affidavit, and Statement of Bidder's Qualifications are available to pick up from the Commission's office or to download from the Commission's web site. See the title page for address information.
9. The apparent 1st low and 2nd low Bidder is required to submit a fully executed Disclosure of Retained Parties within five (5) days after bid opening.

G. Bid Guarantee: Deposit and Time Period

1. The Bid must be accompanied by a bid guarantee in the amount set forth in Part I.A. "General Project Information" to ensure:
 - a. Non-withdrawal of the bid after date and time of opening.
 - b. The furnishing of the Performance and Payment Bond and evidence of the required insurance coverage by the successful Bidder as required by the Contract Documents.
2. The guarantee shall be made by bid bond, certified check or cashier's check payable to the order of the Public Building Commission of Chicago. No bid will be considered unless it is accompanied by the required guarantee. Cash deposits will not be accepted.
3. The Bidder agrees that this bid may be held by the Commission for a period not exceeding ninety (90) days from the date fixed for the opening of bids and that the bid may not be withdrawn within that period.
4. If written notice of the acceptance of this Bid is mailed, telegraphed or delivered to the undersigned within the time noted herein, or at any time thereafter before this Bid is withdrawn, the undersigned agrees to enter into a Contract with the Public Building Commission of Chicago with the Bid as accepted. The undersigned agrees to give a Performance and Payment Bond as specified in the Contract Documents, with good and sufficient surety or sureties, and to furnish the required insurance, all within five (5) days after given Notice of Award.
5. The bid bonds, certified checks, or cashier's checks of unsuccessful Bidders will be returned as soon as practicable after the opening of the bids; however, the deposits of the three (3) lowest Bidders shall be retained until the Commission awards the Contract to one of them, or for any reason rejects all bids.

H. Administrative Fee

Each Bidder must submit with its bid a certified or cashiers' check in the amount set forth in Part I.A. "Administrative Fee" as an administrative fee for processing and handling of non-responsive bids. Upon award of the contract, the successful Bidder's check, and the checks of all Bidders whose bids are determined by the Commission to have been responsive, shall be returned to the Bidders submitting them. Should one or more bids be rejected by the Commission as non-responsive, the checks from the non-responsive Bidder or Bidders shall be deposited in the general funds of the Commission as an administrative fee to compensate the Commission for the costs of processing and handling the non-responsive bid or bids.

I. Bidder's Execution of Bid

1. The Bidder must execute the Bid in two (2) original counterparts.
2. Bids must be submitted with original signatures in the space provided on the appropriate Part II.B. "Acceptance of the Bid." Bids not properly signed shall be rejected.

PUBLIC BUILDING COMMISSION OF CHICAGO

Contract No. 1459

3. If Bidder is a corporation, the President and Secretary must execute the bid and the Corporate seal must be affixed. In the event that this bid is executed by other than the President, attach hereto a certified copy of that section of the Corporate By-Laws or other authorization by the Corporation that permits the person to execute the offer for said corporation.
4. If Bidder is a partnership, all partners must execute the bid, unless one partner has been authorized to sign for the partnership, in which case, evidence of such authority satisfactory to the Commission must be submitted.
5. If Bidder is a sole proprietorship, the sole proprietor must execute the bid.
6. A "Partnership," "Joint Venture," or "Sole Proprietorship" operating under an Assumed Name must be registered with the Illinois county in which it is located, as provided in 805 ILCS 405 (1992).

J. Basis of Award (Award Criteria)

The Bidder shall complete the figures in the Award Criteria Formula to compute the Award Criteria Figure and complete the Trade Participation information. Such information shall be attached to the bid on the form provided. All calculations will be verified pursuant to instructions provided in the form.

K. Alternates

The Bidder shall indicate a price for each and every Alternate, if any, described in the Contract Documents.

L. Affidavit of Non-Collusion

Each Bidder shall fully execute an affidavit, in the form provided, to the effect that the Bidder has not colluded with any other person, firm, or corporation in regard to any bid submitted. Such affidavit shall be attached to the bid.

M. MBE and WBE Commitments

Pursuant to Article 23 "MBE/WBE Special Conditions, each Bidder shall submit with its Bid affidavits and supporting documents describing the extent to which Minority Business Enterprise ("MBE") and Women Business Enterprise ("WBE") firms will participate in the Contract.

N. Affidavit of Uncompleted Work

The Bidder is required to submit a fully executed Affidavit of Uncompleted Work, which declares, among other things, the value and estimated completion date of all uncompleted contracts to be completed with Bidder's own forces and to be subcontracted to others. Such affidavit shall be attached to the bid on the form provided.

O. Bidder's Financial Statement

Each Bidder shall have on file in the office of the Commission at the time of bid opening a financial statement dated not earlier than the end of said Bidder's last fiscal year period. This will be kept on file by the Commission as a representative statement for a period of one year only. If a Bidder does not have such statement on file, it must submit a copy with its bid. Failure to have a current financial statement on file at the Commission at time of bid opening may be cause for the rejection of the Contractor's Bid.

P. Disclosure Affidavit

Each Bidder shall have on file in the office of the Commission at the time of bid opening a fully executed Disclosure Affidavit pursuant to Section 21.13 "Disclosure Affidavit."

PUBLIC BUILDING COMMISSION OF CHICAGO

Contract No. 1459

Q. Statement of Bidder's Qualifications

Each Bidder shall have on file in the office of the Commission at the time of bid opening a fully executed Statement of Bidder's Qualifications or a Qualification Submittal in response to a Request for Qualifications (RFQ). The Commission reserves the right to request additional information regarding the capability of the Bidder to perform the Contract.

R. Disclosure of Retained Parties

The apparent low Bidder and the apparent 2nd low bidder shall submit a fully executed Disclosure of Retained Parties pursuant to the instructions on the document.

S. Submission of Bid

1. Two (2) copies of all bid documents with original signatures shall be enclosed in two (2) envelopes each (outer and inner), both of which shall be sealed and clearly labeled with "BID DOCUMENTS," the Contract number, name of Bidder, and date and time of opening.
2. Bids received prior to the advertised hour of opening will be securely kept.
3. Written modifications of bids will be considered only if received prior to the time stated for receipt of Proposals and provided "BID MODIFICATIONS TO SEALED PROPOSAL" is marked on the lower left-hand corner of the envelope in which the bid modification is enclosed so that the modification will be recognized to prevent its being opened prior to scheduled public opening of bids. Telephonic or oral modifications will not be considered. Bidders are cautioned that modifications which are not explicit and which are in any sense subject to misinterpretation shall make the bid so modified or amended subject to rejection.

T. Withdrawal Of Bids Before Bid Opening

Any Bidder may withdraw its bid by letter, facsimile, telegraphic request, or by personally securing, with proper identification, the submitted bid proposal at any time prior to the time fixed for opening of bids. A telephonic request to withdraw a bid will not be considered.

U. Opening Of Bids

At the time and place fixed for the opening of bids, the Commission will cause to be opened and publicly read aloud every bid received within the time set for receiving bids irrespective of any irregularities therein. Bidders and other persons properly interested may be present in person or by representative.

V. Evaluation of Bids

1. The Commission reserves the right to check all calculations and to correct all extensions in case of error in order to determine the correct amount of the Total Base Bid and/or the total amount of any other schedule required.
2. If a discrepancy occurs in an amount written both in words and in figures, the amount written in words will prevail.
3. Along with reviewing the calculations of each bid, the Commission will evaluate each Bidder's responsiveness to all Bid requirements and responsibility.

PUBLIC BUILDING COMMISSION OF CHICAGO

Contract No. 1459

4. The Commission require that the apparent low bidder and the apparent 2nd low bidder submit a breakdown of their bids by CSI Division or other appropriate basis and to attend a pre-award meeting to review their bids in detail.

W. Award Of Contract; Rejection Of Bids

1. The Contract will be awarded to the responsible Bidder submitting the lowest Award Criteria, as defined herein, complying with the conditions set forth in the Contract Documents.
2. The Bidder to whom the award is made will be notified at the earliest possible date.
3. Upon award of Contract, the Commission will process the Contract for final execution.
4. The Commission reserves the right to reject any and all bids and to waive any informality in bids received whenever it determines such rejection or waiver is in its interest.

X. Performance and Payment Bond and Insurance

1. Upon approval by the Commission to award, and within five (5) days after being given notice, the successful Bidder shall execute and deliver to the Commission the Performance and Payment Bond in the form included in the Contract Documents and evidence of the required insurance coverage.
2. The Performance and Payment Bond shall be in the form herein and in the full amount of the Base Contract Price and shall be security for the faithful performance of the Contract and payment of all persons, firms, or corporations to whom the Contractor may become legally indebted for labor, material, facilities or services of any nature, employed or used by it in performing the Work. The current power of attorney for the persons who sign for any surety company shall be attached to such bond. Such power of attorney shall be sealed and certified with a "first hand signature" by an officer of the surety. A facsimile signature will not be accepted by the Commission. The Commission reserves the right to approve the surety company.
3. The failure of the successful Bidder to supply the required Performance and Payment Bond or evidence of the required insurance coverage within five (5) days of notice, or within such extended period as the Commission may grant based upon reasons determined sufficient by the Commission, shall constitute a default and the Commission may either award the Contract to the next lowest responsible bidder or re-advertise for bids. The difference between the amount of its bid and the amount for which a contract for the work is subsequently executed may be charged against the Bidder, irrespective of whether the amount thus due exceeds the amount of the bid security. If a more favorable bid is received by re-advertising, the defaulting Bidder shall have no claim against the Commission for a refund. Because of the difficulty of ascertaining the damage caused to the Commission, such sum shall be considered liquidated damages and shall not constitute a penalty. The election by the Commission to grant an extension to the period allowed for the bidder to provide an acceptable performance and payment bond and/or evidence of insurance coverage shall not entitle the bidder to an extension of time required to complete the Work.

Y. Order of Precedence of Components of the Contract Documents

1. The order of precedence of the components of the Contract Documents shall be as follows:
 - a) Standard Terms and Conditions (Book 2);
 - b) Addenda, if any;
 - c) Technical Specifications and Drawings;
 - d) Project Information, Instructions, and Execution Documents (Book 1);
 - e) Advertisement for proposals (copy of advertisement to be attached to back of cover); and
 - f) Performance and Payment Bond, if required.

PUBLIC BUILDING COMMISSION OF CHICAGO

Contract No. 1459

2. The foregoing order of precedence shall govern the interpretation of the Contract in all cases of conflict or inconsistency therein, except as may be otherwise expressly provided by the Commission.

Z. Protests

1. The bidder shall submit any protests or claims regarding this solicitation to the office of the Commission's Executive Director. A pre-bid protest must be filed five (5) days before the bid opening date, a pre-award protest must be filed no later than ten (10) days after the bid opening date, and a post-award protest must be filed no later than ten (10) days after the award of the Contract.
2. All protests or claims must set forth the name and address of the protester, the Contract number, the grounds for the protest or claim, and the course of action that the protesting party desires that the Executive Director take.

Cook County Prevailing Wage for October 2007

Trade Name	RG	TYP	C	Base	FRMAN	*M-F>8	OSA	OSH	H/W	Pensn	Vac	Trng
ASBESTOS ABT-GEN		ALL		33.150	33.650	1.5	1.5	2.0	7.970	5.680	0.000	0.220
ASBESTOS ABT-MEC		BLD		23.300	24.800	1.5	1.5	2.0	7.860	4.910	0.000	0.000
BOILERMAKER		BLD		38.540	42.000	2.0	2.0	2.0	6.720	7.440	0.000	0.300
BRICK MASON		BLD		36.430	40.070	1.5	1.5	2.0	7.700	8.770	0.000	0.440
CARPENTER		ALL		37.770	39.770	1.5	1.5	2.0	8.960	6.910	0.000	0.490
CEMENT MASON		ALL		39.850	41.850	2.0	1.5	2.0	7.490	6.520	0.000	0.170
CERAMIC TILE FNSHER		BLD		30.150	0.000	1.5	1.5	2.0	5.850	6.600	0.000	0.340
COMM. ELECT.		BLD		33.940	36.440	1.5	1.5	2.0	7.200	5.590	0.000	0.700
ELECTRIC PWR EQMT OP		ALL		37.300	43.450	1.5	1.5	2.0	8.310	10.77	0.000	0.280
ELECTRIC PWR GRNDMAN		ALL		29.090	43.450	1.5	1.5	2.0	6.450	8.390	0.000	0.220
ELECTRIC PWR LINEMAN		ALL		37.300	43.450	1.5	1.5	2.0	8.310	10.77	0.000	0.280
ELECTRICIAN		ALL		37.800	40.400	1.5	1.5	2.0	10.00	7.650	0.000	0.750
ELEVATOR CONSTRUCTOR		BLD		42.045	47.300	2.0	2.0	2.0	8.275	6.060	2.520	0.550
FENCE ERECTOR		ALL		28.640	30.140	1.5	1.5	2.0	7.750	5.970	0.000	0.350
GLAZIER		BLD		33.000	34.500	1.5	2.0	2.0	6.740	10.15	0.000	0.600
HT/FROST INSULATOR		BLD		33.300	35.050	1.5	1.5	2.0	7.860	8.610	0.000	0.310
IRON WORKER		ALL		39.250	41.250	2.0	2.0	2.0	9.950	12.74	0.000	0.300
LABORER		ALL		33.150	33.900	1.5	1.5	2.0	7.970	5.680	0.000	0.220
LATHER		BLD		37.770	39.770	1.5	1.5	2.0	8.960	6.910	0.000	0.490
MACHINIST		BLD		38.390	40.390	2.0	2.0	2.0	4.880	6.550	2.650	0.000
MARBLE FINISHERS		ALL		27.680	0.000	1.5	1.5	2.0	7.520	8.770	0.000	0.440
MARBLE MASON		BLD		36.430	40.070	1.5	1.5	2.0	7.700	8.770	0.000	0.440
MATERIAL TESTER I		ALL		23.150	0.000	1.5	1.5	2.0	7.970	5.680	0.000	0.220
MATERIALS TESTER II		ALL		28.150	0.000	1.5	1.5	2.0	7.970	5.680	0.000	0.220
MILLWRIGHT		ALL		37.770	39.770	1.5	1.5	2.0	8.960	6.910	0.000	0.490
OPERATING ENGINEER		BLD	1	41.550	45.550	2.0	2.0	2.0	6.850	5.600	1.900	0.700
OPERATING ENGINEER		BLD	2	40.250	45.550	2.0	2.0	2.0	6.850	5.600	1.900	0.700
OPERATING ENGINEER		BLD	3	37.700	45.550	2.0	2.0	2.0	6.850	5.600	1.900	0.700
OPERATING ENGINEER		BLD	4	35.950	45.550	2.0	2.0	2.0	6.850	5.600	1.900	0.700
OPERATING ENGINEER		FLT	1	47.250	47.250	1.5	1.5	2.0	6.850	5.600	1.900	0.000
OPERATING ENGINEER		FLT	2	45.750	47.250	1.5	1.5	2.0	6.850	5.600	1.900	0.000
OPERATING ENGINEER		FLT	3	40.700	47.250	1.5	1.5	2.0	6.850	5.600	1.900	0.000
OPERATING ENGINEER		FLT	4	33.850	47.250	1.5	1.5	2.0	6.850	5.600	1.900	0.000
OPERATING ENGINEER		HWY	1	39.750	43.750	1.5	1.5	2.0	6.850	5.600	1.900	0.700
OPERATING ENGINEER		HWY	2	39.200	43.750	1.5	1.5	2.0	6.850	5.600	1.900	0.700
OPERATING ENGINEER		HWY	3	37.150	43.750	1.5	1.5	2.0	6.850	5.600	1.900	0.700
OPERATING ENGINEER		HWY	4	35.750	43.750	1.5	1.5	2.0	6.850	5.600	1.900	0.700
OPERATING ENGINEER		HWY	5	34.550	43.750	1.5	1.5	2.0	6.850	5.600	1.900	0.700
ORNAMNTL IRON WORKER		ALL		37.350	39.600	2.0	2.0	2.0	7.750	11.58	0.000	0.500
PAINTER		ALL		35.400	39.820	1.5	1.5	1.5	6.550	7.400	0.000	0.420
PAINTER SIGNS		BLD		28.970	32.520	1.5	1.5	1.5	2.600	2.310	0.000	0.000
PILEDRIIVER		ALL		37.770	39.770	1.5	1.5	2.0	8.960	6.910	0.000	0.490
PIPEFITTER		BLD		40.000	42.000	1.5	1.5	2.0	8.660	7.550	0.000	1.120
PLASTERER		BLD		36.100	38.270	1.5	1.5	2.0	7.000	7.740	0.000	0.400
PLUMBER		BLD		39.700	41.700	1.5	1.5	2.0	8.170	4.560	0.000	0.940
ROOFER		BLD		33.650	35.650	1.5	1.5	2.0	6.460	3.310	0.000	0.330
SHEETMETAL WORKER		BLD		33.400	36.070	1.5	1.5	2.0	6.460	7.850	0.000	0.590
SIGN HANGER		BLD		25.340	26.190	1.5	1.5	2.0	4.180	2.250	0.000	0.000
SPRINKLER FITTER		BLD		40.500	42.500	1.5	1.5	2.0	8.500	6.850	0.000	0.500
STEEL ERECTOR		ALL		36.250	37.750	2.0	2.0	2.0	8.970	10.77	0.000	0.300
STONE MASON		BLD		36.430	40.070	1.5	1.5	2.0	7.700	8.770	0.000	0.440
TERRAZZO FINISHER		BLD		31.810	0.000	1.5	1.5	2.0	5.850	9.200	0.000	0.280
TERRAZZO MASON		BLD		35.390	38.390	1.5	1.5	2.0	5.850	10.05	0.000	0.320
TILE MASON		BLD		36.630	40.630	1.5	1.5	2.0	5.850	7.850	0.000	0.480
TRAFFIC SAFETY WRKR		HWY		24.300	25.900	1.5	1.5	2.0	3.780	1.875	0.000	0.000
TRUCK DRIVER	E	ALL	1	29.950	30.600	1.5	1.5	2.0	6.150	4.800	0.000	0.150
TRUCK DRIVER	E	ALL	2	30.200	30.600	1.5	1.5	2.0	6.150	4.800	0.000	0.150
TRUCK DRIVER	E	ALL	3	30.400	30.600	1.5	1.5	2.0	6.150	4.800	0.000	0.150
TRUCK DRIVER	E	ALL	4	30.600	30.600	1.5	1.5	2.0	6.150	4.800	0.000	0.150
TRUCK DRIVER	W	ALL	1	30.950	31.500	1.5	1.5	2.0	6.500	3.950	0.000	0.000
TRUCK DRIVER	W	ALL	2	31.100	31.500	1.5	1.5	2.0	6.500	3.950	0.000	0.000

TRUCK DRIVER	W	ALL 3	31.300	31.500	1.5	1.5	2.0	6.500	3.950	0.000	0.000
TRUCK DRIVER	W	ALL 4	31.500	31.500	1.5	1.5	2.0	6.500	3.950	0.000	0.000
TUCKPOINTER		BLD	36.900	37.900	1.5	1.5	2.0	5.910	8.350	0.000	0.400

Legend: M-F>8 (Overtime is required for any hour greater than 8 worked each day, Monday through Friday.)
 OSA (Overtime is required for every hour worked on Saturday)
 OSH (Overtime is required for every hour worked on Sunday and Holidays)
 H/W (Health & Welfare Insurance)
 Pensn (Pension)
 Vac (Vacation)
 Trng (Training)

Explanations

COOK COUNTY

TRUCK DRIVERS (WEST) - That part of the county West of Barrington Road.

The following list is considered as those days for which holiday rates of wages for work performed apply: New Years Day, Memorial/Decoration Day, Fourth of July, Labor Day, Veterans Day, Thanksgiving Day, Christmas Day. Generally, any of these holidays which fall on a Sunday is celebrated on the following Monday. This then makes work performed on that Monday payable at the appropriate overtime rate for holiday pay. Common practice in a given local may alter certain days of celebration such as the day after Thanksgiving for Veterans Day. If in doubt, please check with IDOL.

EXPLANATION OF CLASSES

ASBESTOS - GENERAL - removal of asbestos material/mold and hazardous materials from any place in a building, including mechanical systems where those mechanical systems are to be removed. This includes the removal of asbestos materials/mold and hazardous materials from ductwork or pipes in a building when the building is to be demolished at the time or at some close future date.

ASBESTOS - MECHANICAL - removal of asbestos material from mechanical systems, such as pipes, ducts, and boilers, where the mechanical systems are to remain.

CERAMIC TILE FINISHER

The grouting, cleaning, and polishing of all classes of tile, whether for interior or exterior purposes, all burned, glazed or unglazed products; all composition materials, granite tiles, warning detectable tiles, cement tiles, epoxy composite materials, pavers, glass, mosaics, fiberglass, and all substitute materials, for tile made in tile-like units; all mixtures in tile like form of cement, metals, and other materials that are for and intended for use as a finished floor surface, stair treads, promenade roofs, walks, walls, ceilings, swimming pools, and all other places where tile is to form a finished interior or exterior. The mixing of all setting mortars including but not limited to thin-set mortars, epoxies, wall mud, and any other sand and cement mixtures or adhesives when used in the preparation, installation, repair, or maintenance of tile and/or similar materials. The handling and unloading of all sand, cement, lime, tile, fixtures, equipment, adhesives, or any other materials to be used in the preparation, installation, repair, or maintenance of tile and/or similar materials. Ceramic Tile Finishers shall fill all joints and voids regardless of method on all tile work, particularly and especially after installation of said tile work. Application of any

and all protective coverings to all types of tile installations including, but not be limited to, all soap compounds, paper products, tapes, and all polyethylene coverings, plywood, masonite, cardboard, and any new type of products that may be used to protect tile installations, Blastrac equipment, and all floor scarifying equipment used in preparing floors to receive tile. The clean up and removal of all waste and materials. All demolition of existing tile floors and walls to be re-tiled.

COMMUNICATIONS ELECTRICIAN - Installation, operation, inspection, maintenance, repair and service of radio, television, recording, voice sound vision production and reproduction, telephone and telephone interconnect, facsimile, data apparatus, coaxial, fibre optic and wireless equipment, appliances and systems used for the transmission and reception of signals of any nature, business, domestic, commercial, education, entertainment, and residential purposes, including but not limited to, communication and telephone, electronic and sound equipment, fibre optic and data communication systems, and the performance of any task directly related to such installation or service whether at new or existing sites, such tasks to include the placing of wire and cable and electrical power conduit or other raceway work within the equipment room and pulling wire and/or cable through conduit and the installation of any incidental conduit, such that the employees covered hereby can complete any job in full.

MARBLE FINISHER

Loading and unloading trucks, distribution of all materials (all stone, sand, etc.), stocking of floors with material, performing all rigging for heavy work, the handling of all material that may be needed for the installation of such materials, building of scaffolding, polishing if needed, patching, waxing of material if damaged, pointing up, caulking, grouting and cleaning of marble, holding water on diamond or Carborundum blade or saw for setters cutting, use of tub saw or any other saw needed for preparation of material, drilling of holes for wires that anchor material set by setters, mixing up of molding plaster for installation of material, mixing up thin set for the installation of material, mixing up of sand to cement for the installation of material and such other work as may be required in helping a Marble Setter in the handling of all material in the erection or installation of interior marble, slate, travertine, art marble, serpentine, alberene stone, blue stone, granite and other stones (meaning as to stone any foreign or domestic materials as are specified and used in building interiors and exteriors and customarily known as stone in the trade), carrara, sanionyx, vitrolite and similar opaque glass and the laying of all marble tile, terrazzo tile, slate tile and precast tile, steps, risers treads, base, or any other materials that may be used as substitutes for any of the aforementioned materials and which are used on interior and exterior which are installed in a similar manner.

MATERIAL TESTER I: Hand coring and drilling for testing of materials; field inspection of uncured concrete and asphalt.

MATERIAL TESTER II: Field inspection of welds, structural steel, fireproofing, masonry, soil, facade, reinforcing steel, formwork, cured concrete, and concrete and asphalt batch plants; adjusting proportions of bituminous mixtures.

TERRAZZO FINISHER

The handling of sand, cement, marble chips, and all other materials that may be used by the Mosaic Terrazzo Mechanic, and the mixing, grinding, grouting, cleaning and sealing of all Marble, Mosaic, and Terrazzo work, floors, base, stairs, and wainscoting by hand or machine, and in addition, assisting and aiding Marble, Masonic, and Terrazzo Mechanics.

OPERATING ENGINEERS - BUILDING

Class 1. Mechanic; Asphalt Plant; Asphalt Spreader; Autograde; Backhoes with Caisson attachment; Batch Plant; Benoto; Boiler and Throttle Valve; Caisson Rigs; Central Redi-Mix Plant; Combination Back Hoe Front End-loader Machine; Compressor and Throttle Valve; Concrete Breaker (Truck Mounted); Concrete Conveyor; Concrete Paver; Concrete Placer; Concrete Placing Boom; Concrete Pump (Truck Mounted); Concrete Tower; Cranes, All; Cranes, Hammerhead; Cranes, (GCI and similar Type); Creter Crane; Crusher, Stone, etc.; Derricks, All; Derricks, Traveling; Formless Curb and Gutter Machine; Grader, Elevating; Grouting Machines; Highlift Shovels or Front Endloader 2-1/4 yd. and over; Hoists, Elevators, outside type rack and pinion and similar machines; Hoists, one, two and three Drum; Hoists, Two Tugger One Floor; Hydraulic Backhoes; Hydraulic Boom Trucks; Hydro Vac (and similar equipment); Locomotives, All; Motor Patrol; Pile Drivers and Skid Rig; Post Hole Digger; Pre-Stress Machine; Pump Cretes Dual Ram; Pump Cretes; Squeeze Cretes-screw Type Pumps; Raised and Blind Hole Drill; Roto Mill Grinder; Scoops - Tractor Drawn; Slip-form Paver; Straddle Buggies; Tournapull; Tractor with Boom and Side Boom; Trenching Machines.

Class 2. Boilers; Broom, All Power Propelled; Bulldozers; Concrete Mixer (Two Bag and Over); Conveyor, Portable; Forklift Trucks; Greaser Engineer; Highlift Shovels or Front Endloaders under 2-1/4 yd.; Hoists, Automatic; Hoists, inside Freight Elevators; Hoists, Sewer Dragging Machine; Hoists, Tugger Single Drum; Laser Screed; Rock Drill self-propelled); Rock Drill (truck mounted); Rollers, All; Steam Generators; Tractors, All; Tractor Drawn Vibratory Roller; Winch Trucks with "A" Frame.

Class 3. Air Compressor; Combination - Small Equipment Operator; Generators; Heaters, Mechanical; Hoists, Inside Elevators - (Rheostat Manual Controlled); Hydraulic Power Units (Pile Driving, Extracting, and Drilling); Pumps, over 3" (1 to 3 not to exceed a total of 300 ft.); Pumps, Well Points; Welding Machines (2 through 5); Winches, 4 small Electric Drill Winches; Bobcat (up to and including 3/4 cu. yd.).

Class 4. Bobcats and/or other Skid Steer Loaders; Oilers; and Brick Forklift.

OPERATING ENGINEERS - FLOATING

Class 1. Craft foreman (Master Mechanic), diver/wet tender, engineer (hydraulic dredge).

Class 2. Crane/backhoe operator, mechanic/welder, assistant engineer (hydraulic dredge), leverman (hydraulic dredge), and diver tender.

Class 3. Deck equipment operator (machineryman), maintenance of crane (over 50 ton capacity) or backhoe (96,000 pounds or more), tug/launch operator, loader, dozer and like equipment on barge, breakwater wall, slip/dock or scow, deck machinery, etc.

Class 4. Deck equipment operator machineryman/fireman), (4 equipment units or more) and crane maintenance 50 ton capacity and under or backhoe weighing 96,000 pounds or less, assistant tug operator.

OPERATING ENGINEERS - HEAVY AND HIGHWAY CONSTRUCTION

Class 1. Craft Foreman; Asphalt Plant; Asphalt Heater and Planer Combination; Asphalt Heater Scarfire; Asphalt Spreader; Autograder/GOMACO or other similar type machines; ABG Paver; Backhoes with Caisson attachment; Ballast Regulator; Belt Loader; Caisson

Rigs; Car Dumper; Central Redi-Mix Plant; Combination Backhoe Front Endloader Machine, (1 cu. yd. Backhoe Bucket or over or with attachments); Concrete Breaker (Truck Mounted); Concrete Conveyor; Concrete Paver over 27E cu. ft.; Concrete Placer; Concrete Tube Float; Cranes, all attachments; Cranes, Hammerhead, Linden, Peco & Machines of a like nature; Crete Crane; Crusher, Stone, etc.; Derricks, All; Derrick Boats; Derricks, Traveling; Dowell machine with Air Compressor; Dredges; Field Mechanic-Welder; Formless Curb and Gutter Machine; Gradall and Machines of a like nature; Grader, Elevating; Grader, Motor Grader, Motor Patrol, Auto Patrol, Form Grader, Pull Grader, Subgrader; Guard Rail Post Driver Mounted; Hoists, One, Two and Three Drum; Hydraulic Backhoes; Backhoes with shear attachments; Mucking Machine; Pile Drivers and Skid Rig; Pre-Stress Machine; Pump Cretes Dual Ram; Rock Drill - Crawler or Skid Rig; Rock Drill - Truck Mounted; Roto Mill Grinder; Slip-Form Paver; Soil Test Drill Rig (Truck Mounted); Straddle Buggies; Hydraulic Telescoping Form (Tunnel); Tractor Drawn Belt Loader (with attached pusher - two engineers); Tractor with Boom; Tractaire with Attachments; Trenching Machine; Truck Mounted Concrete Pump with Boom; Raised or Blind Hole; Drills (Tunnel Shaft); Underground Boring and/or Mining Machines; Wheel Excavator; Widener (APSCO).

Class 2. Batch Plant; Bituminous Mixer; Boiler and Throttle Valve; Bulldozers; Car Loader Trailing Conveyors; Combination Backhoe Front Endloader Machine (less than 1 cu. yd. Backhoe Bucket or over or with attachments); Compressor and Throttle Valve; Compressor, Common Receiver (3); Concrete Breaker or Hydro Hammer; Concrete Grinding Machine; Concrete Mixer or Paver 7S Series to and including 27 cu. ft.; Concrete Spreader; Concrete Curing Machine, Burlap Machine, Belting Machine and Sealing Machine; Concrete Wheel Saw; Conveyor Muck Cars (Haglund or Similar Type); Drills, All; Finishing Machine - Concrete; Greaser Engineer; Highlift Shovels or Front Endloader; Hoist - Sewer Dragging Machine; Hydraulic Boom Trucks (All Attachments); Hydro-Blaster; All Locomotives, Dinky; Pump Cretes; Squeeze Cretes-Screw Type Pumps, Gypsum Bulker and Pump; Roller, Asphalt; Rotary Snow Plows; Rototiller, Seaman, etc., self-propelled; Scoops - Tractor Drawn; Self-Propelled Compactor; Spreader - Chip - Stone, etc.; Scraper; Scraper - Prime Mover in Tandem (Regardless of Size); Tank Car Heater; Tractors, Push, Pulling Sheeps Foot, Disc, Compactor, etc.; Tug Boats.

Class 3. Boilers; Brooms, All Power Propelled; Cement Supply Tender; Compressor, Common Receiver (2); Concrete Mixer (Two Bag and Over); Conveyor, Portable; Farm-Type Tractors Used for Mowing, Seeding, etc.; Fireman on Boilers; Forklift Trucks; Grouting Machine; Hoists, Automatic; Hoists, All Elevators; Hoists, Tugger Single Drum; Jeep Diggers; Pipe Jacking Machines; Post-Hole Digger; Power Saw, Concrete Power Driven; Pug Mills; Rollers, other than asphalt; Seed and Straw Blower; Steam Generators; Stump Machine; Winch Trucks with "A" Frame; Work Boats; Tamper - Form-Motor Driven.

Class 4. Air Compressor; Combination - Small Equipment Operator; Directional Boring Machine; Generators; Heaters, Mechanical; Hydraulic Power Unit (Pile Driving, Extracting, or Drilling); Hydro-Blaster; Light Plants, All (1 through 5); Pumps, over 3" (1 to 3 not to exceed a total of 300 ft.); Pumps, Well Points; Tractaire; Welding Machines (2 through 5); Winches, 4 Small Electric Drill Winches.

Class 5. Bobcats (all); Brick Forklifts, Oilers.

TRAFFIC SAFETY

Work associated with barricades, horses and drums used to reduce lane usage on highway work, the installation and removal of temporary lane markings, and the installation and removal of temporary road signs.

TRUCK DRIVER - BUILDING, HEAVY AND HIGHWAY CONSTRUCTION - EAST & WEST

Class 1. Two or three Axle Trucks. A-frame Truck when used for transportation purposes; Air Compressors and Welding Machines, including those pulled by cars, pick-up trucks and tractors; Ambulances; Batch Gate Lockers; Batch Hopperman; Car and Truck Washers; Carry-alls; Fork Lifts and Hoisters; Helpers; Mechanics Helpers and Greasers; Oil Distributors 2-man operation; Pavement Breakers; Pole Trailer, up to 40 feet; Power Mower Tractors; Self-propelled Chip Spreader; Skipman; Slurry Trucks, 2-man operation; Slurry Truck Conveyor Operation, 2 or 3 man; TEAMsters Unskilled dumpman; and Truck Drivers hauling warning lights, barricades, and portable toilets on the job site.

Class 2. Four axle trucks; Dump Crets and Adgetors under 7 yards; Dumpsters, Track Trucks, Euclids, Hug Bottom Dump Turnapulls or Turnatrailers when pulling other than self-loading equipment or similar equipment under 16 cubic yards; Mixer Trucks under 7 yards; Ready-mix Plant Hopper Operator, and Winch Trucks, 2 Axles.

Class 3. Five axle trucks; Dump Crets and Adgetors 7 yards and over; Dumpsters, Track Trucks, Euclids, Hug Bottom Dump Turnatrailers or turnapulls when pulling other than self-loading equipment or similar equipment over 16 cubic yards; Explosives and/or Fission Material Trucks; Mixer Trucks 7 yards or over; Mobile Cranes while in transit; Oil Distributors, 1-man operation; Pole Trailer, over 40 feet; Pole and Expandable Trailers hauling material over 50 feet long; Slurry trucks, 1-man operation; Winch trucks, 3 axles or more; Mechanic--Truck Welder and Truck Painter.

Class 4. Six axle trucks; Dual-purpose vehicles, such as mounted crane trucks with hoist and accessories; Foreman; Master Mechanic; Self-loading equipment like P.B. and trucks with scoops on the front.

Other Classifications of Work:

For definitions of classifications not otherwise set out, the Department generally has on file such definitions which are available. If a task to be performed is not subject to one of the classifications of pay set out, the Department will upon being contacted state which neighboring county has such a classification and provide such rate, such rate being deemed to exist by reference in this document. If no neighboring county rate applies to the task, the Department shall undertake a special determination, such special determination being then deemed to have existed under this determination. If a project requires these, or any classification not listed, please contact IDOL at 618/993-7271 for wage rates or clarifications.

LANDSCAPING

Landscaping work falls under the existing classifications for laborer, operating engineer and truck driver. The work performed by landscape plantsman and landscape laborer is covered by the existing classification of laborer. The work performed by landscape operators (regardless of equipment used or its size) is covered by the classifications of operating engineer. The work performed by landscape truck drivers (regardless of size of truck driven) is covered by the classifications of truck driver.

ACORD™ CERTIFICATE OF LIABILITY INSURANCE

DATE (MM/DD/YYYY)
02/19/2008

PRODUCER
Aon Risk Services Central, Inc.
fka Aon Risk Services, Inc. of Illinois
200 East Randolph
Chicago IL 60601 USA

PHONE: (866) 283-7122 FAX: (847) 953-5390

THIS CERTIFICATE IS ISSUED AS A MATTER OF INFORMATION ONLY AND CONFERS NO RIGHTS UPON THE CERTIFICATE HOLDER. THIS CERTIFICATE DOES NOT AMEND, EXTEND OR ALTER THE COVERAGE AFFORDED BY THE POLICIES BELOW.

INSURED
Blinderman Construction Company, Inc.
8501 W. Higgins Road #320
Chicago IL 60631 USA

INSURERS AFFORDING COVERAGE		NAIC #
INSURER A:	Indian Harbor Insurance Company	36940
INSURER B:	Zurich American Ins Co	16535
INSURER C:	Illinois National Insurance Co	23817
INSURER D:		
INSURER E:		

COVERAGES SIR May Apply

THE POLICIES OF INSURANCE LISTED BELOW HAVE BEEN ISSUED TO THE INSURED NAMED ABOVE FOR THE POLICY PERIOD INDICATED. NOTWITHSTANDING ANY REQUIREMENT, TERM OR CONDITION OF ANY CONTRACT OR OTHER DOCUMENT WITH RESPECT TO WHICH THIS CERTIFICATE MAY BE ISSUED OR MAY PERTAIN, THE INSURANCE AFFORDED BY THE POLICIES DESCRIBED HEREIN IS SUBJECT TO ALL THE TERMS, EXCLUSIONS AND CONDITIONS OF SUCH POLICIES. AGGREGATE LIMITS SHOWN MAY HAVE BEEN REDUCED BY PAID CLAIMS.

INSR LTR	ADD'L INSRD	TYPE OF INSURANCE	POLICY NUMBER	POLICY EFFECTIVE DATE (MM/DD/YY)	POLICY EXPIRATION DATE (MM/DD/YY)	LIMITS	
B		GENERAL LIABILITY <input checked="" type="checkbox"/> COMMERCIAL GENERAL LIABILITY CLAIMS MADE <input checked="" type="checkbox"/> OCCUR GEN'L AGGREGATE LIMIT APPLIES PER: <input type="checkbox"/> POLICY <input checked="" type="checkbox"/> PRO-JECT <input type="checkbox"/> LOC	GL0372879704	09/30/07	09/30/08	EACH OCCURRENCE	\$1,000,000
						DAMAGE TO RENTED PREMISES (Ea occurrence)	\$300,000
						MED EXP (Any one person)	\$10,000
						PERSONAL & ADV INJURY	\$1,000,000
						GENERAL AGGREGATE	\$2,000,000
						PRODUCTS - COMP/OP AGG	\$2,000,000
B		AUTOMOBILE LIABILITY <input checked="" type="checkbox"/> ANY AUTO <input type="checkbox"/> ALL OWNED AUTOS <input type="checkbox"/> SCHEDULED AUTOS <input checked="" type="checkbox"/> HIRED AUTOS <input checked="" type="checkbox"/> NON OWNED AUTOS	BAP372879604	09/30/07	09/30/08	COMBINED SINGLE LIMIT (Ea accident)	\$1,000,000
						BODILY INJURY (Per person)	
						BODILY INJURY (Per accident)	
						PROPERTY DAMAGE (Per accident)	
		GARAGE LIABILITY <input type="checkbox"/> ANY AUTO				AUTO ONLY - EA ACCIDENT	
						OTHER THAN AUTO ONLY: EA ACC	
						AGG	
C		EXCESS /UMBRELLA LIABILITY <input checked="" type="checkbox"/> OCCUR <input type="checkbox"/> CLAIMS MADE <input type="checkbox"/> DEDUCTIBLE <input checked="" type="checkbox"/> RETENTION \$10,000	BE7251481	09/30/07	09/30/08	EACH OCCURRENCE	\$15,000,000
						AGGREGATE	\$15,000,000
B		WORKERS COMPENSATION AND EMPLOYERS' LIABILITY ANY PROPRIETOR / PARTNER / EXECUTIVE OFFICER/MEMBER EXCLUDED? If yes, describe under SPECIAL PROVISIONS below	WC372879804	09/30/07	09/30/08	<input checked="" type="checkbox"/> WC STATU-TORY LIMITS <input type="checkbox"/> OTH-ER	
						E.L. EACH ACCIDENT	\$500,000
						E.L. DISEASE-EA EMPLOYEE	\$500,000
						E.L. DISEASE-POLICY LIMIT	\$500,000
A		OTHER Contractor Poll	PEC0023022	04/25/07	09/30/08	Limit	\$3,000,000
						SIR/Deductible	\$50,000

DESCRIPTION OF OPERATIONS/LOCATIONS/VEHICLES/EXCLUSIONS ADDED BY ENDORSEMENT/SPECIAL PROVISIONS
 RE: Beverly Branch Library Contract No. 1459. See Attached Addendum.

ok CMC 3/6/08

CERTIFICATE HOLDER	CANCELLATION
Public Building Commission Procurement Department Richard J Daley Center Room 200 Chicago IL 60602 USA	SHOULD ANY OF THE ABOVE DESCRIBED POLICIES BE CANCELLED BEFORE THE EXPIRATION DATE THEREOF, THE ISSUING INSURER WILL ENDEAVOR TO MAIL 60 DAYS WRITTEN NOTICE TO THE CERTIFICATE HOLDER NAMED TO THE LEFT, BUT FAILURE TO DO SO SHALL IMPOSE NO OBLIGATION OR LIABILITY OF ANY KIND UPON THE INSURER, ITS AGENTS OR REPRESENTATIVES.
	AUTHORIZED REPRESENTATIVE <i>Aon Risk Services Central, Inc</i>

3/6/08 - Carrie to inform firm to addl PBC as loss payee.

Holder Identifier : Certificate No. : 570027165910

ACORD™ CERTIFICATE OF PROPERTY INSURANCE

DATE (MM/DD/YY)
03/06/08

PRODUCER
Aon Risk Services Central, Inc.
fka Aon Risk Services, Inc. of Illinois
200 East Randolph
Chicago IL 60601 USA

THIS CERTIFICATE IS ISSUED AS A MATTER OF INFORMATION ONLY AND CONFERS NO RIGHTS UPON THE CERTIFICATE HOLDER. THIS CERTIFICATE DOES NOT AMEND, EXTEND OR ALTER THE COVERAGE AFFORDED BY THE POLICIES BELOW.

PHONE: (866) 283-7122 FAX: (847) 953-5390

INSURED
Blinderman Construction Company, Inc.
8501 W. Higgins Road #320
Chicago IL 60631 USA

COMPANIES AFFORDING COVERAGE	
COMPANY A	Travelers Property Cas Co of America
COMPANY B	
COMPANY C	
COMPANY D	

COVERAGES
THIS IS TO CERTIFY THAT THE POLICIES OF INSURANCE LISTED BELOW HAVE BEEN ISSUED TO THE INSURED NAMED ABOVE FOR THE POLICY PERIOD INDICATED, NOTWITHSTANDING ANY REQUIREMENT, TERM OR CONDITION OF ANY CONTRACT OR OTHER DOCUMENT WITH RESPECT TO WHICH THIS CERTIFICATE MAY BE ISSUED OR MAY PERTAIN, THE INSURANCE AFFORDED BY THE POLICIES DESCRIBED HEREIN IS SUBJECT TO ALL THE TERMS, EXCLUSIONS AND CONDITIONS OF SUCH POLICIES. LIMITS SHOWN MAY HAVE BEEN REDUCED BY PAID CLAIMS.

CO LTR	TYPE OF INSURANCE	POLICY NUMBER	POLICY EFFECTIVE DATE (MM/DD/YY)	POLICY EXPIRATION DATE (MM/DD/YY)	COVERED PROPERTY	LIMITS
	<input type="checkbox"/> PROPERTY <input type="checkbox"/> CAUSES OF LOSS <input type="checkbox"/> BASIC <input type="checkbox"/> BROAD <input type="checkbox"/> SPECIAL <input type="checkbox"/> EARTHQUAKE <input type="checkbox"/> FLOOD				<input type="checkbox"/> BUILDING <input type="checkbox"/> PERSONAL PROPERTY <input type="checkbox"/> BUSINESS INCOME w/o Extra Expense <input type="checkbox"/> EXTRA EXPENSE <input type="checkbox"/> BLANKET BUILDING <input type="checkbox"/> BLANKET PERS PROP <input type="checkbox"/> BLANKET BLDG & PP	
A	<input checked="" type="checkbox"/> INLAND MARINE TYPE OF POLICY Builders Risk CAUSES OF LOSS <input type="checkbox"/> NAMED PERILS <input type="checkbox"/> OTHER	QT6606381L115TIL07	02/13/08	02/13/09	<input checked="" type="checkbox"/> Limit <input checked="" type="checkbox"/> Deductible <input checked="" type="checkbox"/> Earthquake <input checked="" type="checkbox"/> Flood	\$6,833,681 \$5,000 \$5,000,000 \$5,000,000
	<input type="checkbox"/> CRIME TYPE OF POLICY					
	<input type="checkbox"/> BOILER & MACHINERY <input type="checkbox"/> OTHER					

LOCATION OF PREMISES / DESCRIPTION OF PROPERTY
RE: Beverly Branch Library Contract No. 1459.

OP ONE 3/6/08

SPECIAL CONDITIONS / OTHER COVERAGES
Public Building Commission is Loss Payee and Additional Insured.

CERTIFICATE HOLDER
Public Building Commission
Procurement Department
Richard J Daley Center
Room 200
Chicago IL 60602 USA

CANCELLATION
SHOULD ANY OF THE ABOVE DESCRIBED POLICIES BE CANCELLED BEFORE THE EXPIRATION DATE THEREOF THE ISSUING COMPANY WILL ENDEAVOR TO MAIL 60 DAYS WRITTEN NOTICE TO THE CERTIFICATE HOLDER NAMED TO THE LEFT, BUT FAILURE TO MAIL SUCH NOTICE SHALL IMPOSE NO OBLIGATION OR LIABILITY OF ANY KIND UPON THE COMPANY, ITS AGENTS OR REPRESENTATIVES.
AUTHORIZED REPRESENTATIVE *Aon Risk Services Central Inc*

Holder Identifier : 570027350068 Certificate Number :

INSURED

Blinderman Construction Company, Inc.
8501 W. Higgins Road #320
Chicago IL 60631 USA

Addendum

The Public Building Commission and the City of Chicago, their respective Board members, employees, elected officials, officers or representatives are Additional Insured pertaining to General Liability, Automobile Liability and Pollution Liability with respect to liability arising out of the Named Insured's operations of the referenced equipment. A waiver of Subrogation in favor of The Public Building Commission and the City of Chicago, their respective Board members, employees, elected officials, officers or representatives are included on the Workers Compensation policy. This insurance will be Primary and Non-Contributory to the General Liability policy with respect to any other available insurance to the Additional Insureds for the negligence of the insured on the referenced project.

Coverage included for all premises and operations, products/completed operations (for a minimum of two (2) years following project completion), explosion, collapse, underground, separation of insureds, defense, and contractual liability with no limitation endorsement.

ACORD CERTIFICATE OF PROPERTY INSURANCE

DATE (MM/DD/YY)
02/19/08

PRODUCER
Aon Risk Services Central, Inc.
fka Aon Risk Services, Inc. of Illinois
200 East Randolph
Chicago IL 60601 USA

PHONE - (866) 283-7122 FAX - (847) 953-5390

THIS CERTIFICATE IS ISSUED AS A MATTER OF INFORMATION ONLY AND CONFERS NO RIGHTS UPON THE CERTIFICATE HOLDER. THIS CERTIFICATE DOES NOT AMEND, EXTEND OR ALTER THE COVERAGE AFFORDED BY THE POLICIES BELOW.

COMPANIES AFFORDING COVERAGE

COMPANY A	Travelers Property Cas Co of America
COMPANY B	
COMPANY C	
COMPANY D	

INSURED
Blinderman Construction Company, Inc.
8501 W. Higgins Road #320
Chicago IL 60631 USA

Holder Identifier :

COVERAGES
THIS IS TO CERTIFY THAT THE POLICIES OF INSURANCE LISTED BELOW HAVE BEEN ISSUED TO THE INSURED NAMED ABOVE FOR THE POLICY PERIOD INDICATED, NOTWITHSTANDING ANY REQUIREMENT, TERM OR CONDITION OF ANY CONTRACT OR OTHER DOCUMENT WITH RESPECT TO WHICH THIS CERTIFICATE MAY BE ISSUED OR MAY PERTAIN, THE INSURANCE AFFORDED BY THE POLICIES DESCRIBED HEREIN IS SUBJECT TO ALL THE TERMS, EXCLUSIONS AND CONDITIONS OF SUCH POLICIES. LIMITS SHOWN MAY HAVE BEEN REDUCED BY PAID CLAIMS.

CO LTR	TYPE OF INSURANCE	POLICY NUMBER	POLICY EFFECTIVE DATE (MM/DD/YY)	POLICY EXPIRATION DATE (MM/DD/YY)	COVERED PROPERTY	LIMITS
	<input type="checkbox"/> PROPERTY <input type="checkbox"/> CAUSES OF LOSS <input type="checkbox"/> BASIC <input type="checkbox"/> BROAD <input type="checkbox"/> SPECIAL <input type="checkbox"/> EARTHQUAKE <input type="checkbox"/> FLOOD				<input type="checkbox"/> BUILDING <input type="checkbox"/> PERSONAL PROPERTY <input type="checkbox"/> BUSINESS INCOME w/o Extra Expense <input type="checkbox"/> EXTRA EXPENSE <input type="checkbox"/> BLANKET BUILDING <input type="checkbox"/> BLANKET PERS PROP <input type="checkbox"/> BLANKET BLDG & PP	
A	<input checked="" type="checkbox"/> INLAND MARINE TYPE OF POLICY Builders Risk CAUSES OF LOSS <input type="checkbox"/> NAMED PERILS <input type="checkbox"/> OTHER	QT6606381L115TIL07	02/13/08	02/13/09	<input checked="" type="checkbox"/> Limit <input checked="" type="checkbox"/> Deductible <input checked="" type="checkbox"/> Earthquake <input checked="" type="checkbox"/> Flood	\$6,833,681 \$5,000 \$5,000,000 \$5,000,000
	<input type="checkbox"/> CRIME TYPE OF POLICY					
	<input type="checkbox"/> BOILER & MACHINERY					
	<input type="checkbox"/> OTHER					

570027166487

Certificate Number :

LOCATION OF PREMISES \ DESCRIPTION OF PROPERTY
RE: Beverly Branch Library Contract No. 1459.

SPECIAL CONDITIONS / OTHER COVERAGES

Loss pay to one 3/9/08

CERTIFICATE HOLDER
Public Building Commission
Procurement Department
Richard J Daley Center
Room 200
Chicago IL 60602 USA

CANCELLATION
SHOULD ANY OF THE ABOVE DESCRIBED POLICIES BE CANCELLED BEFORE THE EXPIRATION DATE THEREOF THE ISSUING COMPANY WILL ENDEAVOR TO MAIL 60 DAYS WRITTEN NOTICE TO THE CERTIFICATE HOLDER NAMED TO THE LEFT, BUT FAILURE TO MAIL SUCH NOTICE SHALL IMPOSE NO OBLIGATION OR LIABILITY OF ANY KIND UPON THE COMPANY, ITS AGENTS OR REPRESENTATIVES.

AUTHORIZED REPRESENTATIVE
Aon Risk Services Central, Inc.

**Department of the Treasury's
Listing of Certified Companies**

SAFECO Insurance Company of America (NAIC #24740)

BUSINESS ADDRESS: SAFECO PLAZA, SEATTLE, WA 98185-4235. PHONE: (800)
332-3226. UNDERWRITING LIMITATION b/: \$115,540,000. SURETY LICENSES c,f/:
AL, AK, AZ, AR, CA, CO, CT, DE, DC, FL, GA, GU, HI, ID, IL, IN, IA, KS, KY, LA, ME,
MD, MA, MI, MN, MS, MO, MT, NE, NV, NH, NJ, NM, NY, NC, ND, OH, OK, OR, PA, RI,
SC, SD, TN, TX, UT, VT, VA, WA, WV, WI, WY. INCORPORATED IN: Washington.

A handwritten signature in cursive script, appearing to be the initials 'JM', is located to the right of the SAFECO text.



February 13, 2008

Richard J. Daley Center
50 W. Washington Street
Room 200
Chicago, Illinois 60602
(312) 744-3090
Fax: (312) 744-8005
www.pbcchicago.com

Steven Blinderman
Blinderman Construction Company, Inc.
8501 W. Higgins Road, Suite 320
Chicago, IL 60631

BOARD OF COMMISSIONERS

Chairman
RICHARD M. DALEY
Mayor
City of Chicago

Treasurer
BISHOP ARTHUR BRAZIER
Pastor
Apostolic Church of God

ADELA CEPEDA
President
A.C. Advisory, Inc.

DR. ROBERT B. DONALDSON II
Forest Preserve District of Cook County

BENJAMIN REYES
President
DSR Group, Inc.

MARÍA N. SALDAÑA
President
Chicago Park District

CYNTHIA M. SANTOS
Commissioner
Metropolitan Water
Reclamation District

SAMUEL WM. SAX
Chairman
Financial Relations, Inc.

TODD H. STROGER
President
Board of Commissioners
of Cook County

GERALD M. SULLIVAN
City of Chicago

RUFUS WILLIAMS
President
Chicago Board of Education

Executive Director
MONTEL M. GAYLES

Assistant Treasurer
JOHN E. WILSON
John E. Wilson, Ltd.
Certified Public Accountants

Secretary
EDGRICK C. JOHNSON

Assistant Secretary
PATRICK J. HARNEY

RE: **Notice of Award**
Contract No.: 1459
Type of Work: New Construction
Project: Beverly Branch Library

Dear Mr. Blinderman:

Pursuant to resolution duly adopted by the Public Building Commission of Chicago on February 13, 2008 the Commission awarded to your company Contract No. 1459 in the amount of \$6,833,681.00.

Enclosed in duplicate is the completed Performance and Payment Bond form, all copies of which are to be executed by the President or a Vice President of your Company, attested by the Secretary or an Assistant Secretary, impressed with your Corporate Seal, and executed by your surety. Also enclosed, please find the Disclosure of Retained Parties form. All documents must be returned to the Commission, fully executed and in duplicate, along with duplicate copies of the insurance certificate of coverage. Documents must be submitted no later than February 19, 2008.

A copy of the fully executed contract will be released and sent to your office once all requirements have been met.

Sincerely,

John Plezbert
First Deputy Director

cc: J. Gallagher
C. Kelly
K. Hall
A. Ilekis

PUBLIC BUILDING COMMISSION OF CHICAGO

**ADDENDUM NO. 1 TO CONTRACT NO. 1459
FOR**

**Beverly Branch Library
1962 West 95th Street
For
New Construction**

DATE: November 5, 2007

NOTICE OF CHANGES IN CONTRACT DOCUMENTS

The following changes are hereby made in the Contract Documents.

CHANGES IN BOOK 1- PROJECT INFORMATION, INSTRUCTIONS, AND EXECUTION DOCUMENTS

Change 1: Book 1 Section I.J "Contractor's Project Manager", delete in its entirety the following text: "Contractor's full-time Project Manager is required at the Site."

Note: Contractor's obligations to adequately staff, manage and superintend the Project are described in detail in Book 2, Article 9 – Personnel.

Change 2: Book 1 Section I.A.18 "Amount of Contingency Fund" is to read as:
Amount of Contingency Fund: \$250,000.00

Change 3: Book 1 Section II, page 13 delete in its entirety the Bid Form and replace with the attached revised page 13.

Questions and Answers

Question 1: Book 1 Section I.J 'Contractor's Project Manager', indicates that the project manager must be full time and at the site. This is in addition to the requirement for a full time superintendent. This project is probably not big enough to warrant a requirement for:

Answer 1: Refer to Addendum No. 1, **CHANGES IN BOOK 1**, Change 1.

Mayor Richard M. Daley, Chairman

Mantel Gayles, Executive Director

PUBLIC BUILDING COMMISSION OF CHICAGO

Question 2: Is overhead & profit allowed on the actual work cost billed against the Contingency Fund?

Answer 2: Refer to Book 2, Article 16, Section 16.03 – Payment For Changes.

Question 3: In the specification section 11010 - Manlift, it listed Upright Inc. manufacturer phone # is 800.926-5438. After trying that number, it is not the right number. Please verify the number.

Answer 3: Contact information is as follows: Sales 1-866-843-3350 or on the Web at: www.upright.com

CHANGES IN BOOK 3- TECHNICAL SPECIFICATIONS—VOLUME 2

Change 1: Section 01805-LEED Requirements. Remove existing section and replace with new one enclosed "Section 01805. LEED Requirements 1805-1-9".

Change 2: Section 09400-Epoxy Terrazzo- Remove existing section and replace with new one enclosed " Section 09400 Terrazzo 09400-1-6".

CHANGES TO DRAWINGS

ITEMS FOR CHANGES—ARCHITECTURAL SCOPE

Change 1: Sheet A0.02

- Remove demolition work and note "Remove existing pavement for connection to gas service in sidewalk across the street (95th)."

Change 2: Sheet A1.01A –Add the following note:

- The new east-west alley will be required to be built first before the existing alley is taken out of service. Coordinate the installation of the gas line, electric service and sewer with the appropriate Utility/Agency.

Change 3: Sheet A1.01A –SYMBOL KEY

- Note 12: Parking signage change "B" preferred parking to "C"
- Note 27: Cut off and should read "Tree Grate see 5/A1.02"
- Note 28: Add note "28. Alley barrier. See 14/A1.02"

Mayor Richard M. Daley, Chairman

Montel Gayles, Executive Director

PUBLIC BUILDING COMMISSION OF CHICAGO

Change 4: Sheet A1.02

- Detail 16: Add No. 4 reinforcing bars in the stair nosing.
- Detail 7: Change reference "see sheet 1.3 for wiring" to "sheet 3/E1.01".

Change 5: Sheet A2.01

- Equipment storage 134. Interior partitions shall be type W12/A7.03, "Concrete block shall be 2 HR U906. Provide 4'-0" high fire treated masonite wainscote on district storage side. Paint GYP board partition.

Change 6: Sheet A2.03

- In Toilet Rooms 110 and 111 provide (1 each) 24" X 24" flush frameless access panels in gyp board ceiling. See ASK-001
- Revised lighting layout in Mechanical Room 115. See ASK-001

Change 7: Sheet A2.07 – Enlarged Floor Plan 1

- At building entrance, the power operated leaf of Doors 100 and 101 are furthest from the power assist buttons. The leaf adjacent to the power assist button is manual.

Change 8: Sheet A2.08 - Enlarged Floor Plan 2

- The new bollards are dimensioned and the note for protecting existing power pole has been removed. See ASK-002

Change 9: Sheet A2.08

- General Office - Room 129. The wall type W6/A7.03 at the entry door is revised to W2A/A7.03 (1 hour construction).

Change 10: Sheet A5.05 - Section Detail 4/A5.05

- . The rod embedded in the sill shall be made of stainless steel.

Change 11: Sheet A7.01

- Door 133B. Provide rolling door with weather stripping. Add HS 23 with Best cylinder and core in "Remarks Column"
- Door 138-Add 'C' label in remarks column.

Mayor Richard M. Daley, Chairman

Montel Gayles, Executive Director

PUBLIC BUILDING COMMISSION OF CHICAGO

Change 12: Sheet A7.03

- General Notes Walls, Note 1, add tack boards. "Provide 6 inch wide 20GA steel strap reinforcing at all partitions to receive shelving, wall-mounted cabinets and tack boards. Typical

Change 13: Sheet A8.01 – Sign Schedule

- Add (2) signs. Mark R30, R31–type A–mtg type 3—size 8 X 8—quantity one each–location, corridor 102 –designation (1) paper recycling, (1) glass recycling.

Change 14: Sheet A2.06 - Floor Finish Legend

- This legend identifies colors. Under note add "All colors are vivid colors with 0% glass and 10% mother of pearl".

ITEMS FOR CHANGE—CIVIL SCOPE

Change 1: Sheet C1.02A

- Connect new drain line to manhole. See CSK-001.

Change 2: Sheet C1.02A

- Gas line will come down the new alley from S. Damen to the meter and not from 95th street. Contractor will coordinate installation with the gas company. See CSK-002 and CSK-003.

Change 3: Sheet C1.02B

- Revise note "water meter vault with 2 inch stub for irrigation system." It should be a 1 inch stub in lieu of 2" stub.

Change 4: Sheet C1.06

- Add detail 7 for alley concrete pavement. See CSK-004.

ITEMS FOR CHANGE—STRUCTURAL SCOPE

Change 1: S0.00

- The 28 day compressive strength as noted in the concrete section of the general notes should read 4000 psi for footings, foundation walls and piers.

Change 2: S1.00

Mayor Richard M. Daley, Chairman

Montel Gayles, Executive Director

PUBLIC BUILDING COMMISSION OF CHICAGO

- Footing elevations shown on drawings are minimum depths required due to grade changes and code required frost elevations. Contractor to coordinate required depths based on soil bearing capacities as indicated in geotechnical report and as addressed in the Geotechnical Analysis Specification section 02999.
- Per soils report a minimum of 12" of compacted granular fill is required below the slab-on-grade. Refer to geotechnical report for specific requirements.

Change 3: S1.01

- The steel beam along grid line 5 between grid lines C.5 and E should be a W24x176
- The detail cut at the folding partition support near the intersections of grid lines 5 and E should read 7/S3.02. Refer to SSK01 and SSK02 for detailing requirements.

ITEMS FOR CHANGE—MECHANICAL SCOPE

Change 1: Sheet M1.01

- Add note indicating that all drain piping from all HVAC equipment is to be extended to nearest floor drain or open site drain.
- Add note to provide access doors in ductwork for smoke detectors.

Change 2: Sheet M2.01

- Relocate carbon monoxide detector from the corridor to the boiler room.

Change 3: Sheet M3.03

- Add note indicating that compression tank sized for capacity and pressure of system.
- Added additional thermometers and pressure gauges to Det. 1/M3.03 Hot Water Flow Diagram – See sketch MSK 3.03.

ITEMS FOR CHANGE—ELECTRICAL SCOPE

Change 1: Sheet E1.01

- Relocate termination of 4" conduit for AT&T service to pole north of the alley. See ESK1.01.

Mayor Richard M. Daley, Chairman

Montel Gayles, Executive Director

PUBLIC BUILDING COMMISSION OF CHICAGO

Change 2: Sheet E2.01

- Change total of 6 fixtures from normal lighting to emergency lighting, circuit E(3), in the Lobby and Vestibule. See ESK2.01.

Change 3: Sheet E2.02

- Add General Note #3 Use #8 wire on runs to receptacles over 110 feet.

Change 4: Sheet E2.03

- Add General Note #5 Use #8 wire on runs to receptacles over 110 feet.
- In Mechanical Room 137 change AHU-1 to AHU-2

Change 5: Sheet E2.06

- Change total of 6 fixtures from normal lighting to emergency lighting, circuit E(3), in the Lobby and Vestibule. See ESK2.06.
- Connected exit sign in District Storage, Room 133, to circuit E(4). See ESK2.06.

Change 6: Sheet E3.01

- Revise model number of TVSS-1 to SL2-150-120/208-3GY.
- Panel board MSB based on Square D Type HCR-U.

Change 7: Sheet E3.02

- Revise local non-fused disconnect switch for CU-1 to 3P-400A.

Change 8: Sheet E4.01

- Revise fixtures for M4, M6, and M8. See sketch ESK4.01.

ITEMS FOR CHANGE—PLUMBING SCOPE

Change 1: Sheet P0.01

- Revised "Plumbing Mat'l / Proc. Notes" Note #3 – Change "cast iron" to "ductile iron".

Change 2: Sheet P1.01

- Relocate floor cleanout from Electrical Room 106 to Corridor 108.

Mayor Richard M. Daley, Chairman

Montel Gayles, Executive Director

PUBLIC BUILDING COMMISSION OF CHICAGO

Addendum No.1 Attached Documents

1. Specification Section 01805 - LEED Requirements -01805-1-9
2. Specification Section 09400 - Epoxy Terrazzo - 09400-1-6

Drawings

1. ASK-001 - Reference Sheet A2.03
"Reflected Ceiling Plans & Details" - Detail # 1:A2.03
2. ASK-002 - Reference Sheet A2.08
"Enlarged Floor Plans & Details" - Detail # 2:A2.08
3. SSK-01 - Reference S1.01 and S3.02 - Section at Partition Support
4. SSK-02 - Reference S1.01 and S3.02 - Section at Partition Support
5. CSK-001 - Utility Plan
6. CSK-002 - Utility Plan
7. CSK-003 - Utility Plan
8. CSK-004 - Alley Pavement Plan
9. ESK1.01 - Electrical Site Plan
10. ESK2.01 - Lobby Vestibule Lighting Plan
11. ESK2.06 - Emergency Lighting Plan
12. ESK4.01 - Lighting Fixture Schedule
13. MSK3.03 - Hot Flow Diagram

END OF ADDENDUM NO.1

Mayor Richard M. Daley, Chairman

Montel Gayles, Executive Director

LEED REQUIREMENTS
SECTION 01805

PART 1 - GENERAL

1.1 SUMMARY

- A. Section includes general requirements and procedures for compliance with certain USGBC LEED prerequisites and credits needed for Project to obtain LEED-NCv2.2 certification.
 - 1. A copy of the LEED Project checklist is attached at the end of this Section for information only.
- B. Related Sections:
 - 1. Divisions 1 through 17 Sections for LEED requirements specific to the work of each of these Sections. Requirements may or may not include reference to LEED.

1.2 DEFINITIONS

- A. LEED Category Acronyms:
 - 1. SS = Sustainable Sites
 - 2. WE = Water Efficiency
 - 3. EA = Energy & Atmosphere
 - 4. MR = Materials & Resources
 - 5. EQ = Indoor Environmental Quality
 - 6. ID = Innovation & Design Process
- B. Chain-of-Custody Certificates: Certificates signed by manufacturers certifying that wood used to make products was obtained from forests certified by an FSC-accredited certification body to comply with FSC STD-01-001, "FSC Principles and Criteria for Forest Stewardship." Certificates shall include evidence that manufacturer is certified for chain of custody by an FSC-accredited certification body.
- C. LEED: Leadership in Energy & Environmental Design.
- D. Rapidly Renewable Materials: Materials made from plants that are typically harvested within a 10-year or shorter cycle. Rapidly renewable materials include products made from bamboo, cotton, flax, jute, straw, sunflower seed hulls, vegetable oils, or wool.
- E. Regional Materials: Materials that have been extracted, harvested, or recovered, as well as manufactured, within 500 miles (800 km) of Project site. If only a fraction of a product or material is extracted/harvested/recovered and manufactured locally, then only that percentage (by weight) shall contribute to the regional value.

- F. Recycled Content: The recycled content value of a material assembly shall be determined by weight. The recycled fraction of the assembly is then multiplied by the cost of assembly to determine the recycled content value.
1. "Post-consumer" material is defined as waste material generated by households or by commercial, industrial, and institutional facilities in their role as end users of the product, which can no longer be used for its intended purpose.
 2. "Pre-consumer" material is defined as material diverted from the waste stream during the manufacturing process. Excluded is reutilization of materials such as rework, regrind, or scrap generated in a process and capable of being reclaimed within the same process that generated it.

1.3 SUBMITTALS

- A. General: Submit additional LEED submittals required by other Specification Sections.
- B. LEED submittals are in addition to other submittals. If submitted item is identical to that submitted to comply with other requirements, submit duplicate copies as a separate submittal to verify compliance with indicated LEED requirements.
- C. Project Materials Cost Data: The Total Materials Cost may be derived by multiplying the total construction cost (hard costs for CSI MasterFormat 1995 divisions 2-10 only) by 0.45. Alternatively, the Total Materials Cost may be a tally of actual materials cost (CSI MasterFormat 1995 divisions 2-10 only) from the project Schedule of Values or similar document. The latter method must exclude all soft costs, labor, equipment, and specialty items such as elevators. Contractor may request further clarification from the Architect's LEED Consultant.
- D. LEED Action Plans: Provide preliminary submittals within seven days of date established for the Notice of Award indicating how the following requirements will be met:
1. Prerequisite to SS P1: Provide sediment and erosion control plan, specific to the site, that complies with the construction activities requirements listed in Phase I and Phase II of the National Pollutant Discharge Elimination System (NPDES) program or local requirement where more restrictive.
 2. Credit MR 2.: Waste management plan complying with Division 1 Section "Construction Waste Management."
 3. Credit MR 3.: List of materials proposed to be salvaged, refurbished and reused
 4. Credit MR 4.: List of proposed materials with recycled content. Indicate cost, post-consumer recycled content, and pre-consumer recycled content for each product having recycled content.
 5. Credit MR 5.: List of proposed regional materials. Identify each regional material, including its source, cost, and the fraction by weight that is considered regional.
 6. Credit MR 6: List of proposed rapidly renewable materials.
 7. Credit MR 7: List of proposed certified wood products. Indicate each product containing certified wood, including its source and cost of certified wood products.
 8. Credit EQ 3.1: Construction indoor-air-quality management plan.

- E. LEED Progress Reports: Concurrent with each Application for Payment, submit reports comparing actual construction and purchasing activities with LEED action plans for the following:
1. Credit MR 2.: Waste reduction progress reports complying with Division 1 Section "Construction Waste Management."
 2. Credit MR 4.: Recycled content.
 3. Credit MR 5.: Regional materials.
 4. Credit MR 6: Rapidly Renewable Materials.
 5. Credit MR 7: Certified wood products.
- F. LEED Documentation Submittals:
1. All LEED compliance documentation, (3) copies, shall be submitted to the A/E for review and approval by the Architect's LEED Consultant. The LEED review process shall occur concurrently to the normal div2-10 architectural shop drawing review.
 2. All LEED compliance documentation submitted for review must be accompanied with a completed LEED-NCv2.2 Material/Product Cover Sheet found at the end of this specification section. The Contractor may request an electronic editable copy from the Architect's LEED Consultant.
 3. Credit SS 7.2: Product Data for roofing materials indicating Solar Reflectance Index compliance for non-vegetated roof systems.
 4. Prerequisite EA p3: Product data on VAC equipment indicating absence of CFC refrigerants.
 4. Credit EA 4.: Product Data for new HVAC equipment indicating absence of HCFC refrigerants, and for clean-agent fire-extinguishing systems indicating absence of HCFC's and Halon.
 5. Credit MR 2.: Comply with Division 1 Section "Construction Waste Management."
 6. Credit MR 4.: Product data and certification letter indicating percentages by weight of post-consumer and pre-consumer recycled content for products having recycled content. Include statement indicating costs for each product having recycled content.
 7. Credit MR 5.: Product data for regional materials indicating location and distance from Project of material manufacturer and point of extraction, harvest, or recovery for each raw material. Include statement indicating cost for each regional material and the fraction by weight that is considered regional.
 8. Credit MR 7: Product data and chain-of-custody certificates for products containing certified wood. Include statement indicating cost for each certified wood product.
 9. Credit EQ 1: Product Data and Shop Drawings for carbon dioxide monitoring system and outdoor air flow measuring devices.

10. Credit EQ 3.1:

- a. Construction indoor-air-quality management plan.
- b. Product data for temporary filtration media.
- c. Product data for filtration media used during occupancy.
- d. Construction Documentation: Six photographs at three different times during the construction period, along with a brief description of the SMACNA approach employed, documenting implementation of the indoor-air-quality management measures, such as protection of ducts and on-site stored or installed absorptive materials.

11. Credit EQ 3.2:

- a. Product data for ALL filtration media used during flush-out and during occupancy.

12. Credit EQ 4.: Low-Emitting Materials

- a. Product VOC content for all interior Adhesives & Sealants demonstrating compliance.
- b. Product VOC content for all interior Paints and Coatings.
- c. Product compliance for all carpeting/padding and VOC content for carpet adhesive(s).
- d. Product compliance for all composite wood and agrifiber products.

1.4 QUALITY ASSURANCE

- A. LEED Consultant: Engage an experienced LEED-Accredited Professional to coordinate LEED requirements. LEED Consultant may also serve as waste management coordinator. Refer to specification section 01807.

PART 2 - PRODUCTS

2.1 RECYCLED CONTENT OF MATERIALS

- A. Credit MR 4.: Provide building materials with recycled content such that post-consumer recycled content plus one-half of pre-consumer recycled content constitutes a minimum of 20 percent of cost of materials used for Project.
 1. Cost of post-consumer recycled content of an item shall be determined by dividing weight of post-consumer recycled content in the item by total weight of the item and multiplying by cost of the item.
 2. Cost of post-consumer recycled content plus one-half of pre-consumer recycled content of an item shall be determined by dividing weight of post-consumer recycled content plus one-half of pre-consumer recycled content in the item by total weight of the item and multiplying by cost of the item.
 3. Do not include mechanical and electrical components in the calculation.

2.2 REGIONAL MATERIALS

- A. Credit MR 5.: Provide 20 percent of building materials (by cost) that are regionally extracted, processed, and manufactured.

2.3 CERTIFIED WOOD

- A. Credit MR 7: Provide a minimum of 50 percent (by cost) of wood-based materials that are produced from wood obtained from forests certified by an FSC-accredited certification body to comply with FSC STD-01-001, "FSC Principles and Criteria for Forest Stewardship."

2.4 LOW-EMITTING MATERIALS

- A. Adhesives & Sealants (1 point): ALL adhesives and sealants installed in the building interior (defined as inside of the building vapor barrier and applied on-site by ALL specification division trades) shall meet the testing and product requirements of *Adhesives, Sealants and Sealant Primers: South Coast Air Quality Management District (SCAQMD) Rule #1168*. VOC limit table may be found in the LEED-NCv2.2 Reference Guide.

- B. Paints & Coatings (1 point):

All architectural paints, coatings and primers applied within the building vapor barrier must have VOC content limits as follows:

1. Flats: < 50 g/L
2. Non-Flats: < 150 g/L

All anti-corrosive and anti-rust paints applied to interior ferrous metal substrates must not exceed the VOC content limit of 250 g/L.

All clear wood finishes, floor coatings, stains, sealers, and shellacs applied to interior elements must have VOC content limits as follows:

1. Clear wood finishes: varnish < 350 g/L; lacquer < 550 g/L
2. Floor coatings: < 100 g/L
3. Sealers: waterproofing sealers < 250 g/L; sanding sealers < 275 g/L; all other sealers < 200 g/L
4. Stains: 250 g/L

- C. Carpet Systems (1 point): All carpet installed in the building interior shall meet the testing and product requirements of the Carpet and Rug Institute's Green Label Plus program. All carpet cushion installed in the building interior shall meet the requirements of the Carpet and Rug Institute Green Label Program. All carpet adhesive must have a VOC content < 50 g/L.
- D. Composite Wood and Agrifiber Products (1 point): All composite wood and agrifiber products installed in the building interior must contain no added urea-formaldehyde resins. Laminating adhesives used to fabricate on-site and shop-applied composite wood and agrifiber assemblies must contain no added urea-formaldehyde resins. Composite wood and agrifiber products are defined as: particleboard, medium density fiberboard (MDF), plywood, wheatboard, strawboard, panel substrates and door cores. Materials considered fit-out, furniture, and equipment (FF&E) are not considered base-building elements and are not to be included.

PART 3 - EXECUTION

3.1 SITE DISTURBANCE

- A. Credit SS 5.1: Comply with requirements of Contract Documents.

3.2 CONSTRUCTION WASTE MANAGEMENT

- A. Credit MR 2.: Comply with Division 1 Section "Construction Waste Management."

3.3 CONSTRUCTION INDOOR-AIR-QUALITY MANAGEMENT

- A. Credit EQ 3.1:

1. Comply with Sheet Metal and Air Conditioning Contractors National Association (SMACNA) *SMACNA IAQ Guideline for Occupied Buildings under Construction, 1995, Chapter 3.*
2. If Owner authorizes use of permanent heating, cooling, and ventilating systems during construction period as specified in Division 1 Section "Temporary Facilities and Controls," install filter media having a MERV value of 8 according to ASHRAE 52.2-1999 at each return-air inlet for the air-handling system used during construction.
3. Remove and discard all temporary filtration, and replace ALL air filters with permanent filter locations immediately prior to occupancy.

- B. Credit EQ 3.2:

1. The Contractor shall ensure the required building flush out procedure for this project is conducted as follows:
 - a. Flush out shall be conducted in two phases. The first phase, or 'pre-occupancy' phase, shall be conducted until no less than 3,500 cubic feet of Outside Air (OA) per square foot of building floor area is flushed through the building. The second phase, or 'post-occupancy' phase, shall be conducted until no less than a total of 14,000 cubic feet of OA per square foot of building area (inclusive of phase one OA volume) is flushed through the building. Occupancy may not occur prior to the conclusion of the first phase.
 - b. Prior to flush out, if any air handlers were operated during construction, the mechanical contractor shall remove any/all temporary filters affixed to return grilles.
 - c. Prior to flush out, if any air handlers were operated during construction, the mechanical contractor shall replace all pre-filters with new, and all final filters with new MERV-13 rated filters serving the main air handling unit AND replace all filters serving fan-powered box (FPB) terminal units and (if applicable) variable air volume (VAV) terminal units.
 - d. For the duration of the pre- and post-occupancy phases of the flush out, the controls sub-contractor shall trend and provide (to the Commissioning Authority) a summary graph for each of the following points:
 - 1) Quantity OA (in CFM)
 - 2) OA damper position (% open)
 - 3) RA damper position (% open)
 - 4) Supply fan speed (RPM)
 - 5) Return fan speed (RPM) – *if applicable*
 - 6) RA relative humidity (in %RH)

- 7) Average space temperature (in degrees F)
- 8) Ambient temperature (in degrees F)
- 9) Primary, or discharge air flow at each air terminal unit (CFM) – *if applicable*
- e. The controls sub-contractor shall over-ride the building automation system (BAS) settings to force all fan-powered box (FPB) terminal units, and (if applicable) variable air volume (VAV) terminal units to maximum primary air flow for the duration of the flush out for both pre- and post-occupancy flush out phases.
- f. The controls sub-contractor shall over-ride and lock the BAS settings to force the electric outdoor air (OA) damper to remain in the fully open position, and the electric return air (RA) damper to remain in the fully closed position for the duration of the entire pre-occupancy and 'unoccupied' post-occupancy phase of flush out.
- g. For the duration of 'pre-occupancy' phase of the flush out, the controls sub-contractor shall over-ride the BAS settings to force the AHU to operate in 'occupied' mode to ensure constant operation.
- h. Once the minimum 'pre-occupancy' OA delivery has completed, the controls sub-contractor shall ensure the BAS system is set to ensure the main air handling unit provide a minimum of 0.3 CFM of OA per square foot of building area until such time the total 14,000 CFM of OA per square foot of building area is completed.
- i. Once both phases of the flush out are completed, the controls contractor shall reset the BAS system to resume normal operation.
- j. Upon completion of the flush out, the mechanical contractor shall replace all pre-filters with new, and all final filters with new MERV-13 rated filters serving the main air handling unit AND replace all filters serving fan-powered box (FPB) terminal units and (if applicable) variable air volume (VAV) terminal units.
- k. Should the construction schedule require the flush out to occur during low ambient temperature conditions, the general contractor shall provision portable, electric heating units in rooms to ensure space temperatures never fall below 50°F. Should the construction schedule require the flush out to occur during high ambient temperature and high humidity conditions, the general contractor shall provision portable dehumidification units in rooms to ensure space humidity does not exceed 60% RH.

3.4 MATERIAL AND CONSTRUCTION PROTECTION

- A. Deliver, store and handle products and materials using methods that will prevent damage and deterioration and in accordance with manufacturer's recommendations. Deliver to minimize long term storage in undamaged condition in manufacturer's original unopened, undamaged containers complete with labels and instructions. Store products and materials subject to damage by the elements under cover in a weather tight enclosure above ground with ventilation adequate to prevent condensation. Protect from freezing and moisture intrusion.
- B. Inspect materials and products promptly upon arrival at the site for damage, soiling, contaminates and dampness and reject as appropriate.
- C. Provide protection during the construction process to prevent moisture intrusion, freezing, dirt and debris within assemblies and extremes in temperature not common to the in-place use environment of the element. Do not allow food and drink or food and drink containers or material protective wrapping to be incorporated into the Work.
- D. Install Work in sequence with sufficient time for curing and drying of each element before subsequent work upon which such work depends.
- E. Promptly take measures to dry or remove and replace materials products and portions of the project that evidence absorption of moisture or are wet before incorporation proceeding with the work and incorporation of such materials or products into the project.

LEED-NCv2.2
MATERIAL / PRODUCT SUBMITTAL
EXAMPLE COVER SHEET

For Project:
Chicago Public Library – Beverly Branch Date: #####

SPECIFICATION # 04200: UNIT MASONRY
ITEM: Mortar Net – 2”

REQUIRED LEED INFORMATION:

GENERAL INFORMATION

MATERIAL UNIT COST:	\$2000.00
UNIT TYPE & QUANTITY (QUARTS, LBS, ETC)	250 LBS.
NUMBER OF UNITS:	2
TOTAL COST:	\$4000.00
VENDOR:	ABC CONST. SUPPLIES
INSTALLING CONTRACTOR:	XYZ MASONRY
MANUFACTURER:	MORELAND NET, USA

MRc4.1 & 4.2 (all non-MEP div 2-10 materials)

RECYCLED CONTENT (post-consumer):	17%
RECYCLED CONTENT (post-Industrial):	33%
RECYCLED CONTENT INFO SOURCE:	MORELAND NET, USA

MRc5.1 & 5.2 (all non-MEP div 2-10 materials)

LOCATION OF MANUFACTURE:	HIGHLAND, IN
LOCATION OF EXTRACTION:	HIGHLAND, IN
DISTANCE TO PROJECT (miles):	32
MANUF./EXTRACT. INFO SOURCE:	MORELAND NET, USA

MRc7 (all non-MEP div 2-10 materials)

% (by weight or cost) CERTIFIED WOOD:	N/A
CERTIFIED WOOD FSC #:	N/A
CERTIFIED WOOD INFO SOURCE:	N/A
FSC CERTIFICATE ATTACHED (Y/N):	N/A

EQc4.1, 4.2, & 4.3 (ALL adhesives, sealants, paint, & carpet within vapor barrier)

VOC DATA (grams per liter):	N/A
VOC DATA INFO SOURCE:	N/A
GREEN LABEL PLUS CARPET (Y/N):	N/A
GREEN LABEL INFO SOURCE:	N/A

EQc4.4 (all composite wood assembly products & materials)

NO UREA-FORMALDEHYDE RESINS:	N/A
INFO SOURCE:	N/A



LEED-NC

LEED-NC Version 2.2 Projected Scorecard
Chicago Public Library - Beverly Branch
Chicago, IL

D - Design Phase
C - Construction Phase

Tab	No	Prereq	Description	Required	Notes
3	6				
		C Prereq 1	Construction Activity Pollution Prevention	Required	GC
		D Credit 1	Site Selection	1	HEI
		D Credit 2	Development Density & Community Connectivity	1	HEI
		D Credit 3	Brownfield Redevelopment	1	HEI
		D Credit 4.1	Alternative Transportation/Public Transportation Access	1	HEI
		D Credit 4.2	Alternative Transportation/Bicycle Storage & Changing Rooms	1	
		D Credit 4.3	Alternative Transportation/Low-Emitting and Fuel-Efficient Vehicles	1	HEI
		D Credit 4.4	Alternative Transportation/Parking Capacity	1	
		C Credit 5.1	Site Development/Protect or Restore Habitat	1	
		C Credit 5.2	Site Development/Maximize Open Space	1	
		D Credit 6.1	Stormwater Design/Quantity Control	1	Site Design Group
		D Credit 6.2	Stormwater Design/Quality Control	1	
		C Credit 7.1	Heat Island Effect/Non-Roof	1	HEI
		C Credit 7.2	Heat Island Effect/Roof	1	HEI
		D Credit 8	Light Pollution Reduction	1	
1	13				
		D Credit 1.1	Water Efficient Landscaping/Reduce by 50%	1	
		D Credit 1.2	Water Efficient Landscaping/No Potable Use or No Irrigation	1	
		D Credit 2	Innovative Wastewater Technologies	1	
		D Credit 3.1	Water Use Reduction/20% Reduction	1	HTP
		D Credit 3.2	Water Use Reduction/30% Reduction	1	HTP
4	13				
		C Prereq 1	Fundamental Commissioning of the Building Energy Systems	Required	HEI
		D Prereq 2	Minimum Energy Performance	Required	HTP
		D Prereq 3	Fundamental Refrigerant Management	Required	HTP
		D Credit 1	Optimize Energy Performance	1 to 10	HTP
		D Credit 2	On-Site Renewable Energy	1 to 2	
		C Credit 3	Enhanced Commissioning	1	HEI
		D Credit 4	Enhanced Refrigerant Management	1	HTP
		D Credit 5	Measurement & Verification	1	HTP
		C Credit 6	Green Power	1	PECC / HEI
7	6				
		D Prereq 1	Storage & Collection of Recyclables	Required	HEI
		C Credit 1.1	Building Reuse/Maintain 75% of Existing Walls, Floors & Roof	1	
		C Credit 1.2	Building Reuse/Maintain 100% of Existing Walls, Floors & Roof	1	
		C Credit 1.3	Building Reuse/Maintain 50% of Interior Non-Structural Elements	1	
		C Credit 2.1	Construction Waste Management/Divert 50% from Disposal	1	GC
		C Credit 2.2	Construction Waste Management/Divert 75% from Disposal	1	GC
		C Credit 3.1	Materials Reuse/5%	1	
		C Credit 3.2	Materials Reuse/10%	1	
		C Credit 4.1	Recycled Content/10% (post-consumer + 1/2 pre-consumer)	1	GC
		C Credit 4.2	Recycled Content/20% (post-consumer + 1/2 pre-consumer)	1	GC
		C Credit 5.1	Regional Materials/10% Extracted, Processed & Manufactured Regionally	1	GC
		C Credit 5.2	Regional Materials/20% Extracted, Processed & Manufactured Regionally	1	GC
		C Credit 6	Rapidly Renewable Materials	1	
		C Credit 7	Certified Wood	1	GC
10	5				
		D Prereq 1	Minimum IAQ Performance	Required	HTP
		D Prereq 2	Environmental Tobacco Smoke (ETS) Control	Required	CP/HEI
		D Credit 1	Outdoor Air Delivery Monitoring	1	HTP
		D Credit 2	Increased Ventilation	1	
		C Credit 3.1	Construction IAQ Management Plan/During Construction	1	GC
		C Credit 3.2	Construction IAQ Management Plan/Before Occupancy	1	GC
		C Credit 4.1	Low-Emitting Materials/Adhesives & Sealants	1	GC
		C Credit 4.2	Low-Emitting Materials/Paints & Coatings	1	GC
		C Credit 4.3	Low-Emitting Materials/Carpet Systems	1	GC
		C Credit 4.4	Low-Emitting Materials/Composite Wood & Agri-fiber Products	1	GC
		D Credit 5	Indoor Chemical & Pollutant Source Control	1	HEI
		D Credit 6.1	Controllability of Systems/Lighting	1	
		D Credit 6.2	Controllability of Systems/Thermal Comfort	1	
		D Credit 7.1	Thermal Comfort Design	1	
		D Credit 7.2	Thermal Comfort Verification	1	
		D Credit 8.1	Daylight & Views/Daylight 75% of Spaces	1	HEI
		D Credit 8.2	Daylight & Views/Views for 90% of Spaces	1	HEI
11	2				
		C Credit 1.1	Innovation in Design/Green Housekeeping	1	HEI
		C Credit 1.2	Innovation in Design/Green Pest Control	1	HEI
		C Credit 1.3	Innovation in Design	1	
		C Credit 1.4	Innovation in Design	1	
		C Credit 2	LEED Accredited Professional	1	HEI

Certified 75-72 points Silver 33-33 points Gold 29-31 points Platinum 52-60 points

END OF SPECIFICATION SECTION 01805

CHICAGO PUBLIC LIBRARY
BEVERLY BRANCH LIBRARY

01805-9-9

LEED REQU

SECTION 09400

TERRAZZO

PART 1 - GENERAL

1.01 SUMMARY

- A. Section Includes:
1. Thin set terrazzo.
 2. Precast terrazzo.

1.02 SUBMITTALS

- A. Product Data: Submit manufacturer's technical information and installation instructions for accessory items and materials.
- B. Shop Drawings: Show layout of divider strips, control joint strips and base and border strips.
1. Show large-scale details of precast terrazzo jointing and edge conditions, and showing elevation and plan layouts. Include anchorage and other special features.
- C. Samples:
1. Submit 6" square samples of each pattern and color of precast terrazzo.
 2. Submit minimum 6" long samples of each type accessory item.
- D. LEED Submittals LEED-NC version 2.2):
1. Credit MR 4.1 (recycled content 10%, post-consumer + ½ pre-consumer) and 4.2 (recycled content 20%, post consumer + ½ pre-consumer): Submit product data stating the percentage of post-consumer and pre-consumer (post-industrial) recycled content by weight. Submit material cost for same.
 2. Credit MR5.1 (Regional Materials, 10% Extracted, Processed & manufactured regionally) and Credit MR5.2 (Regional Materials, 20% Extracted, Processed & Manufactured Regionally): Submit a statement from the material manufacturer stating the distance between the place of extraction, processing, and manufacture and the project location. Regionally Extracted Materials are materials that have their source as a raw material from within a 500-mile radius of the project site.
 3. Submit certification stating epoxy resin is 100% VOC free.

1.03 QUALITY ASSURANCE

REFERENCES

- A. American Society for Testing and Materials
1. ASTM A 82-97a: Specification for Steel Wire, Plain, for Concrete Reinforcement
 2. ASTM A 185-97: Specification for Steel Welded Wire Fabric, Plain, for Concrete Reinforcement.
 3. ASTM C 33-99: Specification for Concrete Aggregates
 4. ASTM C 150-98: Specification for Portland Cement
 5. ASTM C 241-90 (Reap proved 1997): Test Method for Abrasion Resistance of Stone Subjected to Foot Traffic
 6. ASTM D 226-97a: Specification for Asphalt-Saturated Organic Felt Used in Roofing and Waterproofing
 7. ASTM D 412-98a: Test methods for Vulcanized Rubber and Thermoplastic Rubbers and Thermoplastic Elastomers-Tension

8. ASTM D 635-98: Test Method for Rate of Burning and/or Extent and Time of Burning of Plastics in a Horizontal Position
 9. ASTM D 638-98: Test Method for Tensile Properties of Plastics
 10. ASTM D 695-96: Test Method for Compressive Properties of Rigid Plastics
 11. ASTM D 696-98: Test Method for Coefficient of Linear Thermal Expansion of Plastics between -30 deg C and 30 deg C with a Vitreous Silica Dilatometer
 12. ASTM D 1308-87 (Reap proved 1998): Test Method for Effect of Household Chemicals on Clear and Pigmented Organic Finishes
 13. ASTM D 2240-97: Test Method for Rubber Property - Durometer Hardness
 14. ASTM D 4397-96: Specification for Polyethylene Sheeting for Construction, Industrial, and Agricultural Applications
 15. ASTM F. 2170: Moisture Emission Test: A probe test to measure the humidity of within the concrete. 85%or less reading will indicate acceptable condition.
- B. NTMA Standards: Comply with specified provisions and recommendations of National Terrazzo and Mosaic Association, Inc. (NTMA) for the type of installation required except where specified otherwise.
- C. Qualifications: Manufacturer/Installer
1. Manufacturer shall have a minimum of 10 years documented experience successfully manufacturing products of similar scope and complexity in material, design, to that indicated for this Project.
 2. Products shall have a minimum of 10 years documented showing successful installation of similar scope and complexity in material, design, to that indicated for this project.
 3. Installer shall have a minimum of 10 years documented experience successfully assembling, and installing work of similar scope and complexity in material and design, to that indicated for this Project.
 - a. Installer shall be certified in writing by terrazzo manufacturer for installation of products specified.
 - b. Certification of acceptability to be included with Qualification Data Submittal.
 4. Installer shall assign a lead staff member to the project with a minimum of 3 years documented experience successfully completing work of similar scope and complexity in material, design, to that indicated for this Project.
- D. Appearance Criteria:
1. A sample of precast panel showing aggregate is on file in the Architect's office.
 2. All bidders may view this sample before bidding.
 3. The sample on file will be the basis by which proposed design mixes will be judged for appearance. All other concrete properties are the responsibility of the fabricator.
 4. The Architect reserves the right to make minor changes that affect appearance and to reject any panel which, in his opinion, does not conform to the design intent as represented in the sample on file.
 5. After final approval of sample panels by the Architect, cast a full size panel at the site as selected by the Architect showing extreme variation in surface finish and apply proposed seal coat.
 6. When accepted by the Architect, said panels shall become the standard by which every panel delivered to the job will be judged.
 7. Said accepted panels may be incorporated into the Work if undamaged.

PART 2 - PRODUCTS

2.01 TERRAZZO MATERIALS

2.02 THIN-SET EPOXY TERRAZZO

- A. Products: Subject to compliance with requirements, Product Bases of Design is Tuff Lite Epoxy from HB Fuller Company, Palatine, Illinois, Other acceptable manufacturers include:
1. Master Builders
 2. General Polymers; Epoxy Terrazzo #1100.
 3. Crossfield Products Corp, Cheminert Terrazzo.
- B. Thickness: 3/8 inch.
- C. Materials:
1. Flexible Reinforcing Membrane: Manufacturer's resinous or acrylic membrane for substrate crack preparation and reflective crack reduction.
 2. Primer: Use a two component 100% damp concrete primer.
 3. Flexible Crack Isolation Membrane: Use flexible acrylic or epoxy crack isolation membrane on all surfaces to receive epoxy terrazzo.
 4. Epoxy Resin: Manufacturer's standard recommended for use indicated and in color required for mix indicated.
- D. LEED Requirements: Provide the maximum amount of recycled material possible and produced within 500 miles of the site.
- E. Thin-Set Terrazzo Matrix: 100% solid Epoxy and color (no VOC) and color pigment complying with NTMA "Guide Specification for Epoxy Terrazzo".
- F. Aggregates for Thin Set Applications: Natural, sound, crushed marble chips, colors selected and graded to match Architect's samples, but with maximum size within limits of workability for terrazzo thickness indicated.
- G. Finishing Grout for Thin-Set Applications: Resin or other compound with filler and pigments, as recommended by matrix manufacturer.
- H. Isolation Membrane for Thin-Set Applications: Epoxy matrix approved by Epoxy terrazzo matrix manufacturer.

2.03 TERRAZZO ACCESSORIES

2.04 DIVIDER AND ACCESSORY STRIPS

- A. Heavy-Top Divider Strips: Angle type in depth required for topping thickness indicated.
1. Material: aluminum
 2. Top-Section Width: 1/8-inch thick zinc, exposed top strip.
- B. Control-Joint Strips: Separate, double L-type angles, positioned back to back, that match material, thickness, and color of divider strips and in depth required for topping thickness indicated.
- C. Accessory Strips: Match divider-strip width, material, and color unless otherwise indicated. Use the following types of accessory strips as required to provide a complete installation:
1. Edge beads for exposed edges of terrazzo.
- D. Control Strips: Double or split units, 1/8" wide, of same material and color as divider strips with 1/8" wide full-depth elastomeric sealant filler, laminated between strips.
- E. Divider Strip Adhesive: Trowelable mixture of fine sand and bonding agent, specially compounded by manufacturer for this use.

- F. Abrasive Inserts: Composition strips consisting of aluminum oxide or silicon carbide with an amine-cured epoxy binder. Black, unless otherwise indicated.
- G. Cleaner: Liquid, neutral chemical cleaner, with Ph factor between 7 and 10, of formulation recommended by sealer manufacturer for type of terrazzo used, and complying with NTMA requirements.
- H. Interior Floor Sealer: Colorless, slip and stain resistant penetrating sealer with Ph factor between 7 and 10, which does not affect color or physical properties of terrazzo surface.

2.05 PRECAST TERRAZZO

- A. Comply with NTMA Specifications and recommendations for fabrication of precast terrazzo. Reinforce precast terrazzo units, as indicated.
- B. Match color and pattern of precast work with color and pattern of cast-in-place work, unless otherwise indicated.

PART 3 - EXECUTION

3.01 INSPECTION

- A. Installer must examine the areas and conditions under which the terrazzo work is to be installed, include checking of slab for cracks, and notify the Contractor in writing of any conditions detrimental to the proper and timely completion of the Work. Start of Work will evidence acceptance.

3.02 PREPARATION

- A. Clean and prepare substrate to comply with NTMA Specifications for type of terrazzo application indicated. Clean substrate of loose chips and foreign matter. Shot blasted substrate to provide surfaces within tolerances required by NTMA for type of terrazzo application.

3.03 PREPARATION

- A. Clean substrates of substances that might impair epoxy terrazzo bond, including oil, grease, and curing compounds.
- B. Provide clean, dry, and neutral substrate for terrazzo application. Determine dryness characteristics by performing moisture tests recommended by terrazzo manufacturer.
 - 1. Concrete: Provide 100% Portland cement sound concrete surfaces free of laitance, glaze, efflorescence, curing compounds, form-release agents, dust, dirt, grease, oil, and other contaminants incompatible with epoxy terrazzo.
 - a. Shot-blast surfaces with an apparatus that abrades the concrete surface, contains the dispensed shot within the apparatus, and recirculates the shot by vacuum pickup.
 - b. Repair damaged and deteriorated concrete according to terrazzo manufacturers written recommendations.
- C. Protect other work from dust generated by grinding operations. Control dust to prevent air pollution and comply with environmental protection regulations.
 - 1. Erect and maintain temporary enclosures and other suitable methods to limit dust migration and to ensure adequate ambient temperatures and ventilation conditions during installation.

3.04 BASIC INSTALLATION

- A. For thin-set terrazzo, comply with resin manufacturers recommendations for proportioning mixes, installation of strips, and for placing, curing, grinding, and finishing.
- B. Install divider and accessory strips in adhesive setting bed, in accordance with manufacturer's instructions, without voids below strips. Provide mechanical anchorage as required for adequate attachment of strips to substrate.
- C. Provide control joints where indicated by installing angle-typed divider strips back-to-back with filler between strips, flush with finish floor.
- D. Install abrasive inserts in accordance with insert manufacturer's instructions.
- E. Provide terrazzo bases, without interruptions of seams, except where divider strips, control joints and expansion joints are indicated. Place and finish terrazzo around obstruction to achieve continuous color, pattern and finish.

3.05 THIN-SET TERRAZZO

3.06 EPOXY TERRAZZO INSTALLATION

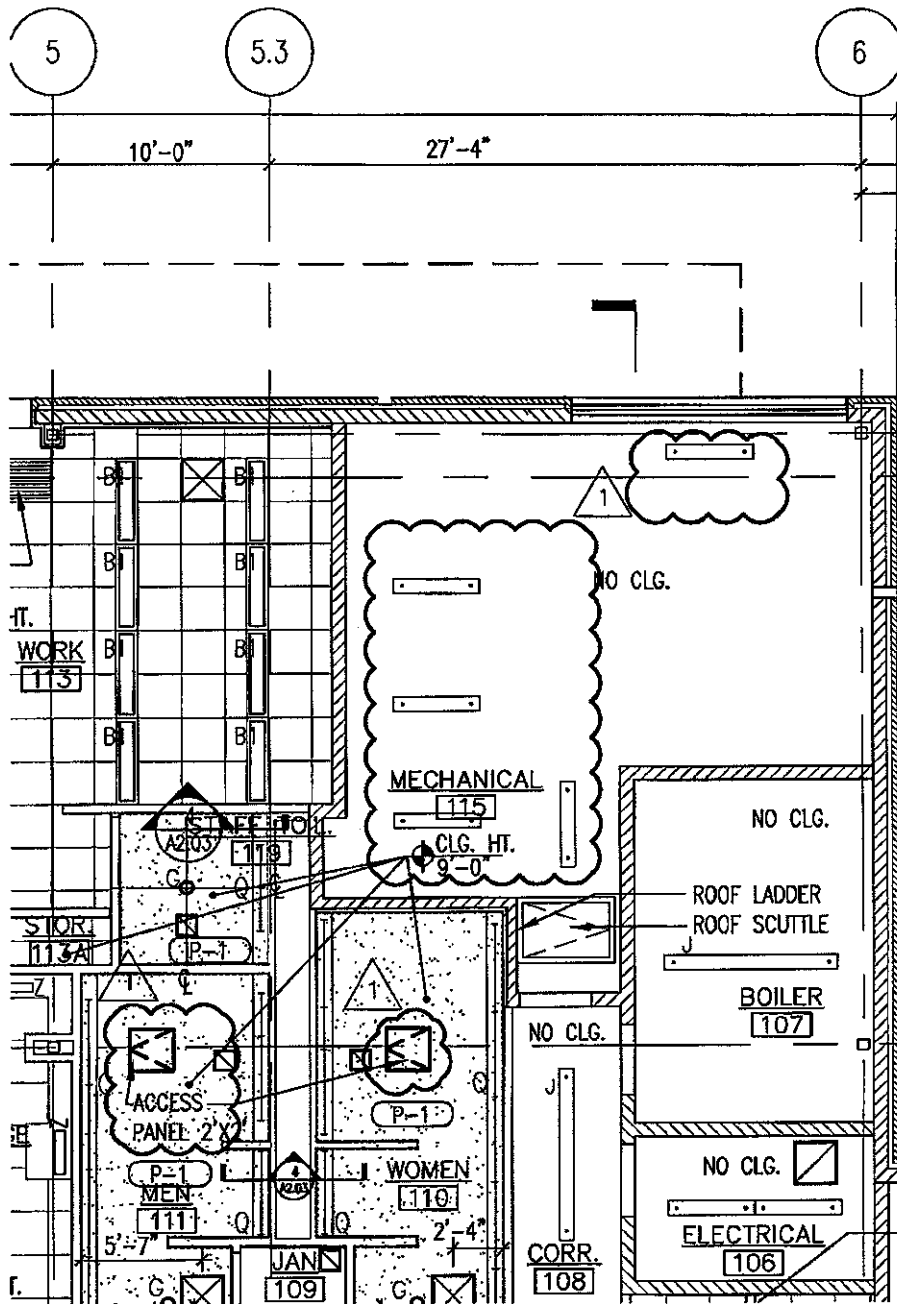
- A. General:
 - 1. Comply with NTMA's written recommendations for terrazzo and accessory installation.
 - 2. Place, rough grind, grout, cure grout, fine grind, and finish terrazzo according to manufacturer's written instructions and NTMA's "Guide Specification for Epoxy Terrazzo."
 - 3. Ensure that matrix components and fluids from grinding operations do not stain terrazzo by reacting with divider and control-joint strips.
 - 4. Delay fine grinding until heavy trade work is complete and construction traffic through area is restricted.
- B. Flexible Reinforcing Membrane:
 - 1. Prepare and prefill substrate cracks with membrane material.
 - 2. Install membrane to produce full substrate coverage in areas to receive terrazzo.
 - 3. Prepare membrane according to manufacturer's written instructions before applying substrate primer.
- C. Primer: Use a two component damp concrete primer on all surfaces to receive epoxy terrazzo.
- D. Divider and Accessory Strips: Install in locations indicated in adhesive setting bed without voids below strips.
 - 1. Control-Joint Strips: Install back to back directly above substrate control joints.
 - a. Install with 1/4-inch (6.4-mm) gap between strips fill the gap combining Terrazzo Matrix part "A" with Flex Guard Membrane part "B" in a 1:1 ratio.
- E. Abrasive Strips: Install with surface of abrasive strip positioned 1/32 inch (0.8 mm) higher than terrazzo surface.
- F. Fine Grinding: Grind with 120 or finer grit stones until all grout is removed from surface. Repeat rough grinding, grout coat, and fine grinding if large voids exist after initial fine grinding. Produce surface with a minimum of 70 percent aggregate exposure for all areas except Ramp #270.

- G. Ramp #270 to have aggregate exposure to meet A.D.A. requirements for a sloped surface.
- H. Remove and replace terrazzo areas that evidence lack of bond with substrate. Cut out terrazzo areas in panels defined by strips and replace to match adjacent terrazzo, or repair panels according to NTMA's written recommendations, as approved by Architect.
- I. Construction Tolerances: Limit variation in terrazzo surface from level to 1/4 inch in 10 feet (6.4 mm in 3 m).
- J. Comply with NTMA guide specifications previously referenced under "Thin-Set Terrazzo Materials" and with matrix manufacturer's directions for installing and finishing thin-set terrazzo. Match Architect's sample. Provide total material thickness of 3/8" over isolation membrane installed in accordance with manufacturer's recommendations.
- K. Exercise extreme care to ensure fluids from grinding operation do not react with divider or control strips to produce a stain on aggregate.
- L. Delay grinding and finishing until heavy trade work is completed and construction traffic through the area is restricted.

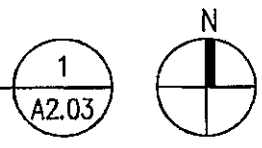
3.07 CLEANING, SEALING, AND PROTECTION

- A. Clean terrazzo after installation and finishing operations are completed, complying with sealer manufacturer's instructions.
- B. Apply sealer to cleaned terrazzo surfaces to comply with sealer manufacturer's instructions.
- C. Protect terrazzo from damage and wear during construction.
- D. Clean terrazzo as recommended by manufacturer of sealer and machine buff if required when building is ready for occupancy.

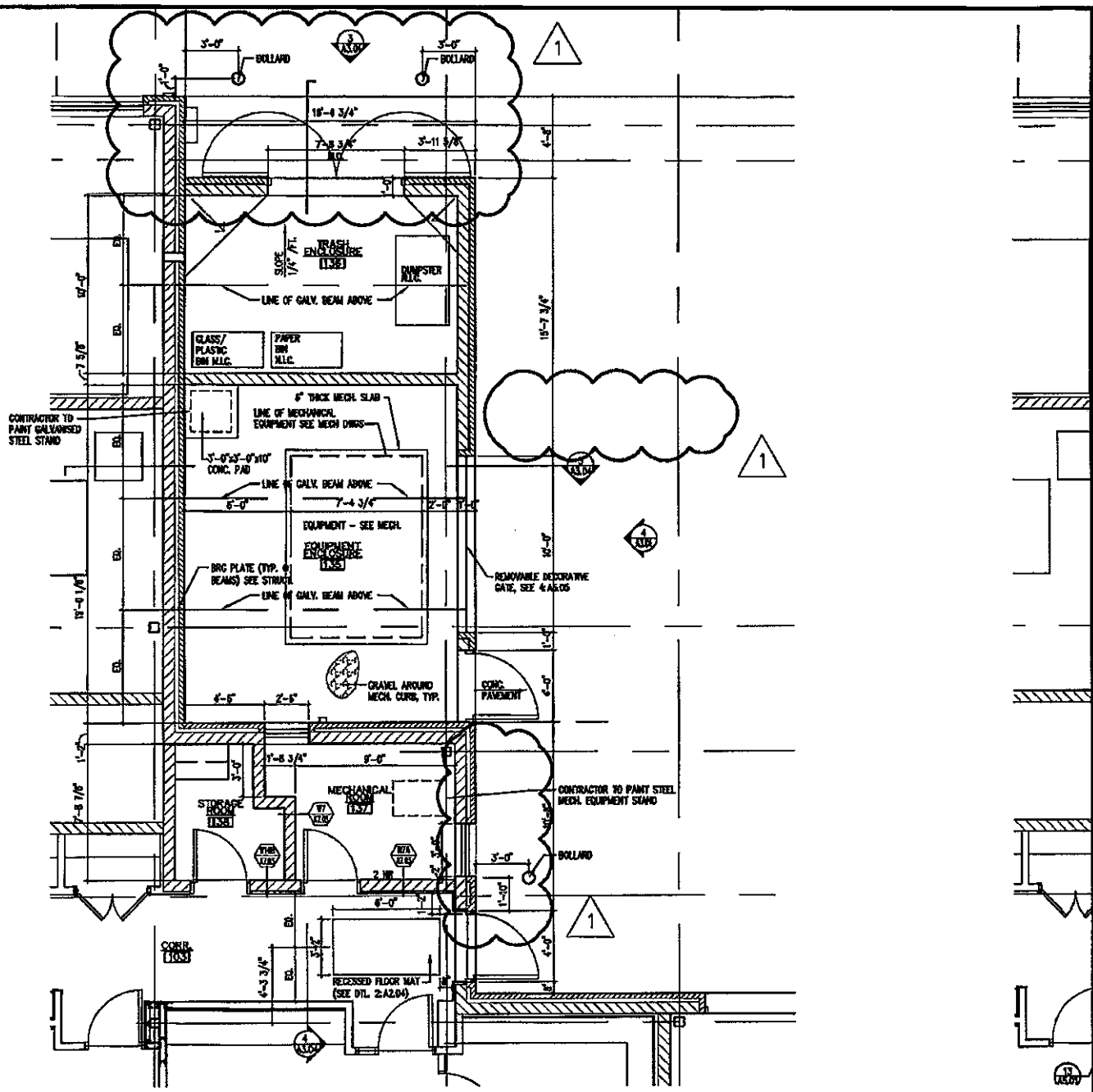
END OF SECTION



REFLECTED CEILING PLAN
 1/8" = 1'-0"



<p>ILEKIS ASSOCIATES Architects • Planners ARCHITECTS OF RECORD</p>	<p>ARCHITECT ILEKIS ASSOCIATES 201 N. JACKSON ST., 15TH FLOOR CHICAGO, ILLINOIS 60604</p>	<p>MECHANICAL BUD, INC. 241 N. LAUREL STREET, 2ND FLOOR CHICAGO, ILLINOIS 60607</p>	<p>BEVERLY BRANCH LIBRARY 1942 N. 85TH STREET CHICAGO, ILLINOIS</p>	<p>REFERENCE SHEET A2.03 "REFLECTED CEILING PLAN AND DETAILS" DETAIL #1:A2.03</p>	<p>SCALE VARIES 1/8" = 1'-0" FILE NAME: A2.03</p>	<p>ASK-#001</p>
--	---	---	--	---	---	------------------------



ENLARGED FLOOR PLAN
 1/8" = 1'-0"

2
 A2.08

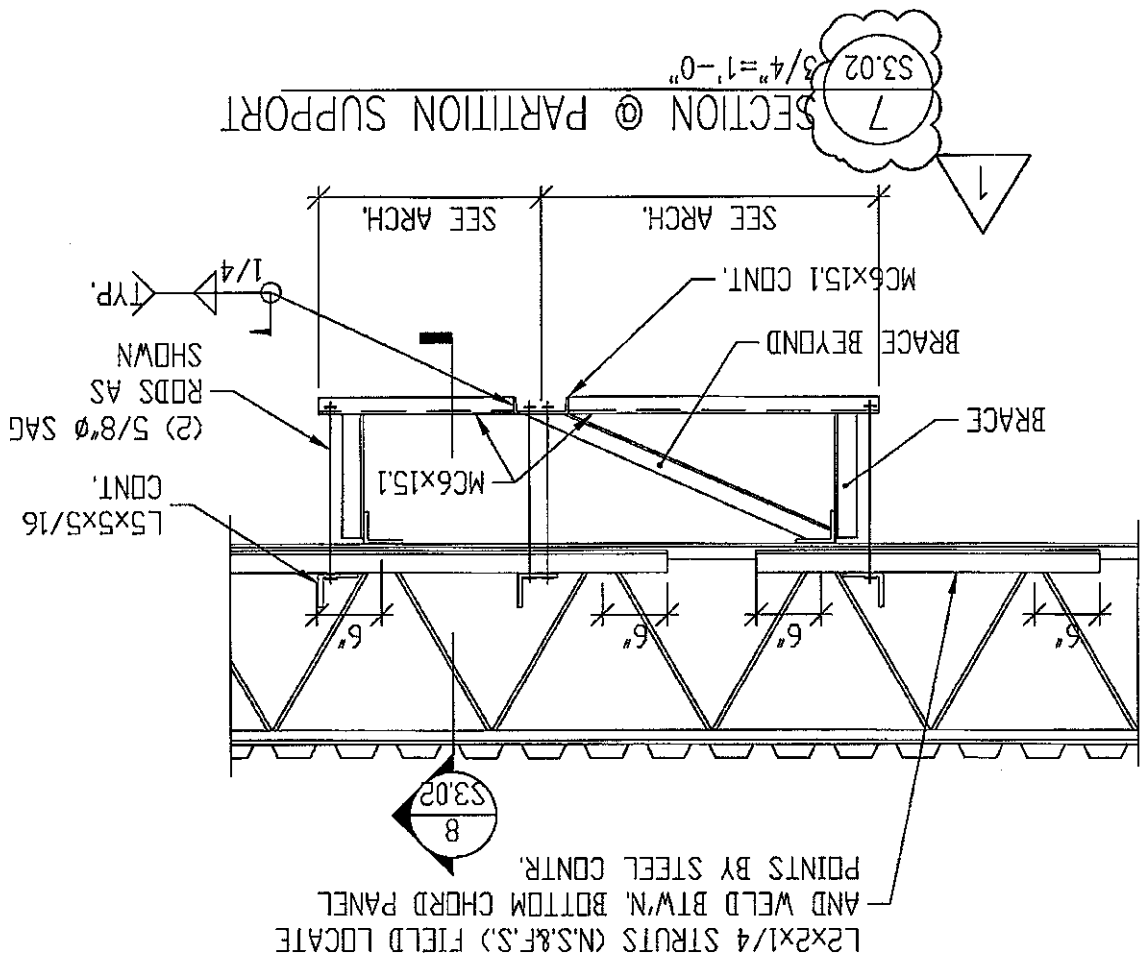


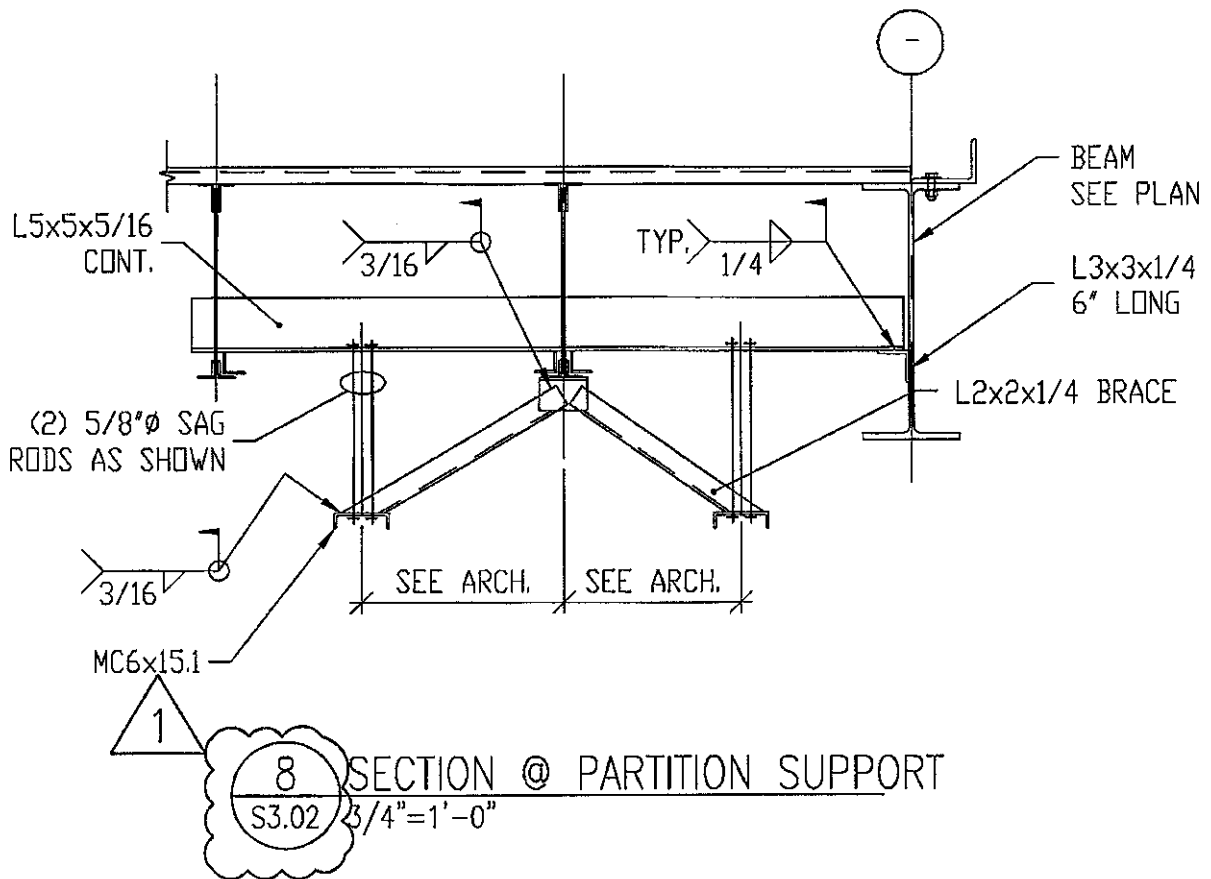
<p>REKIS ASSOCIATES Architects + Planners ARCHITECTS OF RECORD</p>	<p>ARCHITECT REKIS ASSOCIATES 200 N. LAUREL ST., 10TH FLOOR CHICAGO, ILLINOIS 60610</p>	<p>MEP/MECHANICAL RYP, INC. 200 N. LAUREL ST., 10TH FLOOR CHICAGO, ILLINOIS 60610</p>	<p>BEVERLY BRANCH LIBRARY 1042 N. 80TH STREET CHICAGO, ILLINOIS</p>	<p>REFERENCE SHEET A2.08 "ENLARGED FLOOR PLANS & DETAILS" DETAIL #2:A2.08</p>	<p>16/21/07, ADDENDUM No. 1 DATE: 06/10/07 SCALE: VARIES IN JOB# 0610-02 FILE NAME: A2.08</p>	<p>ASK- #002</p>
---	---	---	--	---	---	---------------------------

SSK01

DATE 10/31/07
COMMENTS:
REFERENCE: S1.01 AND S3.02
TITLE: SECTION @ PARTITION SUPPORT
ISSUE: ADDENDUM #1
PROJECT: BEVERLY LIBRARY BRANCH
MATRIX #: 09048

MATRIX
Structural Engineers
33 W. Jackson Blvd 4th floor
Chicago Illinois 60604-3801
V 312 427 1200
F 312 427 4220





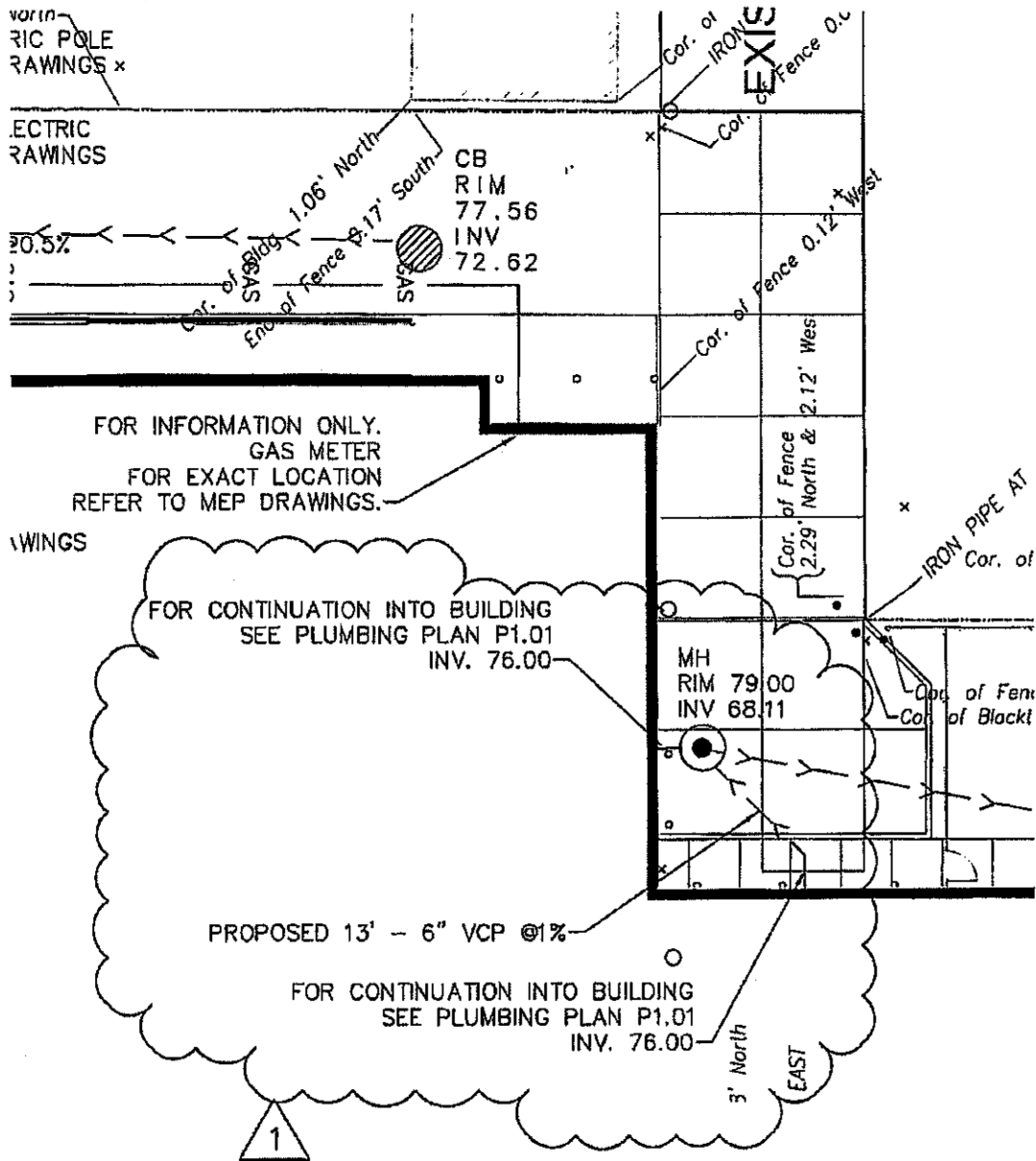
MATRIX

Matrix Engineering Corporation
 Structural Engineers
 33 W. Jackson Blvd 4th floor
 Chicago Illinois 60604-3901
 v 312 427 1200
 f 312 427 4220

PROJECT: BEVERLY LIBRARY BRANCH
 MATRIX #: 06048
 ISSUE: ADDENDUM #1
 TITLE: SECTION 8/S3.02 @ PARTITION SUPPORT
 REFERENCE: S1.01 AND S3.02
 COMMENTS:

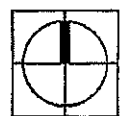

DATE 10/31/07

SSK02



1

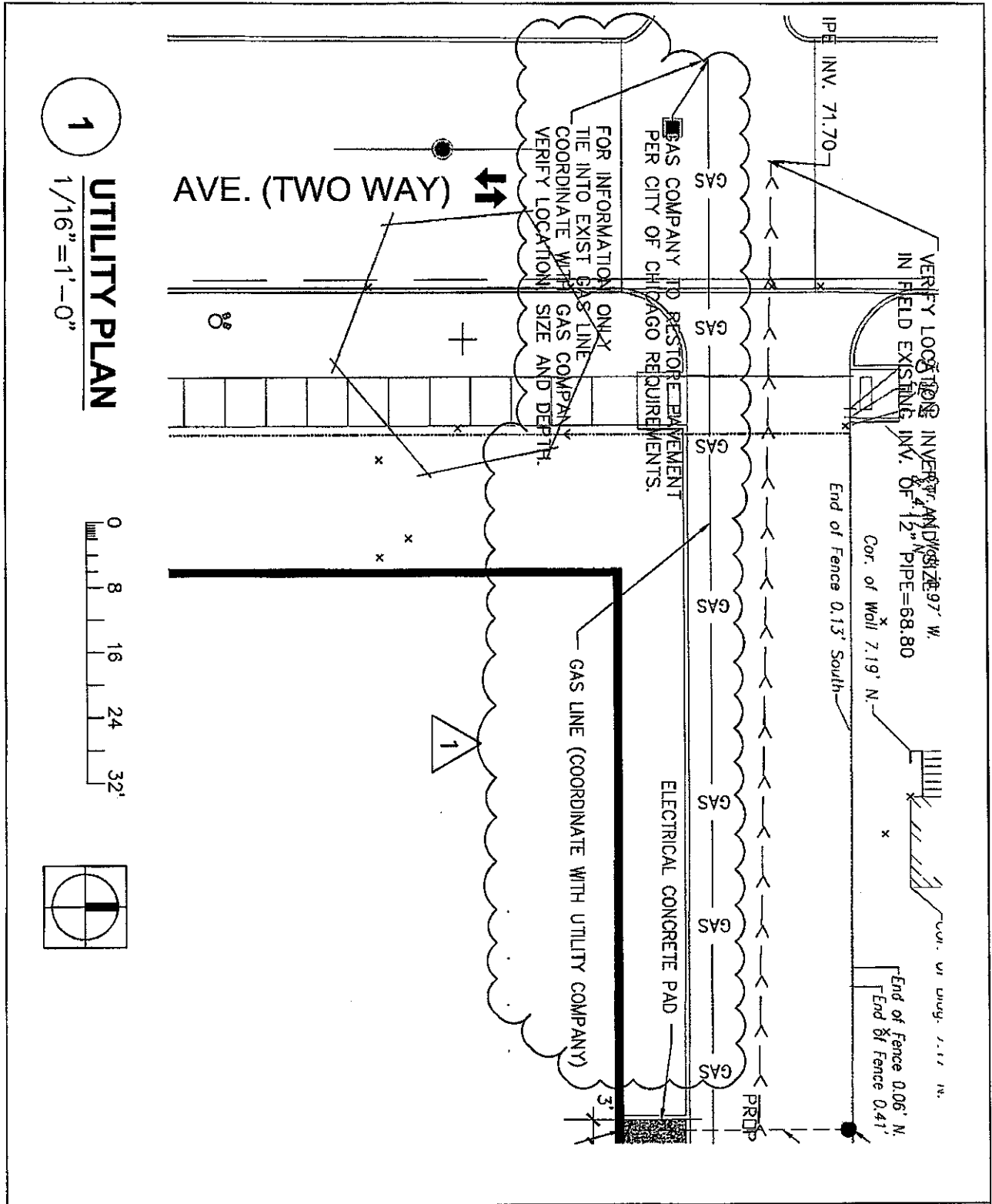
UTILITY PLAN
1/16" = 1'-0"



SITE DESIGN GROUP
 888 South Michigan Ave #1000
 Chicago, IL 60605-2163
 tel 312-427-7240

BEVERLY BRANCH LIBRARY
 CHICAGO, IL
ADDENDUM NO. 1

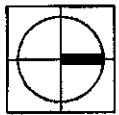
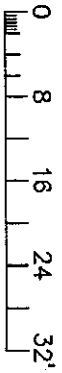
10/31/07
 proj. no. 6175
C.SK-001



1

UTILITY PLAN

1/16" = 1'-0"

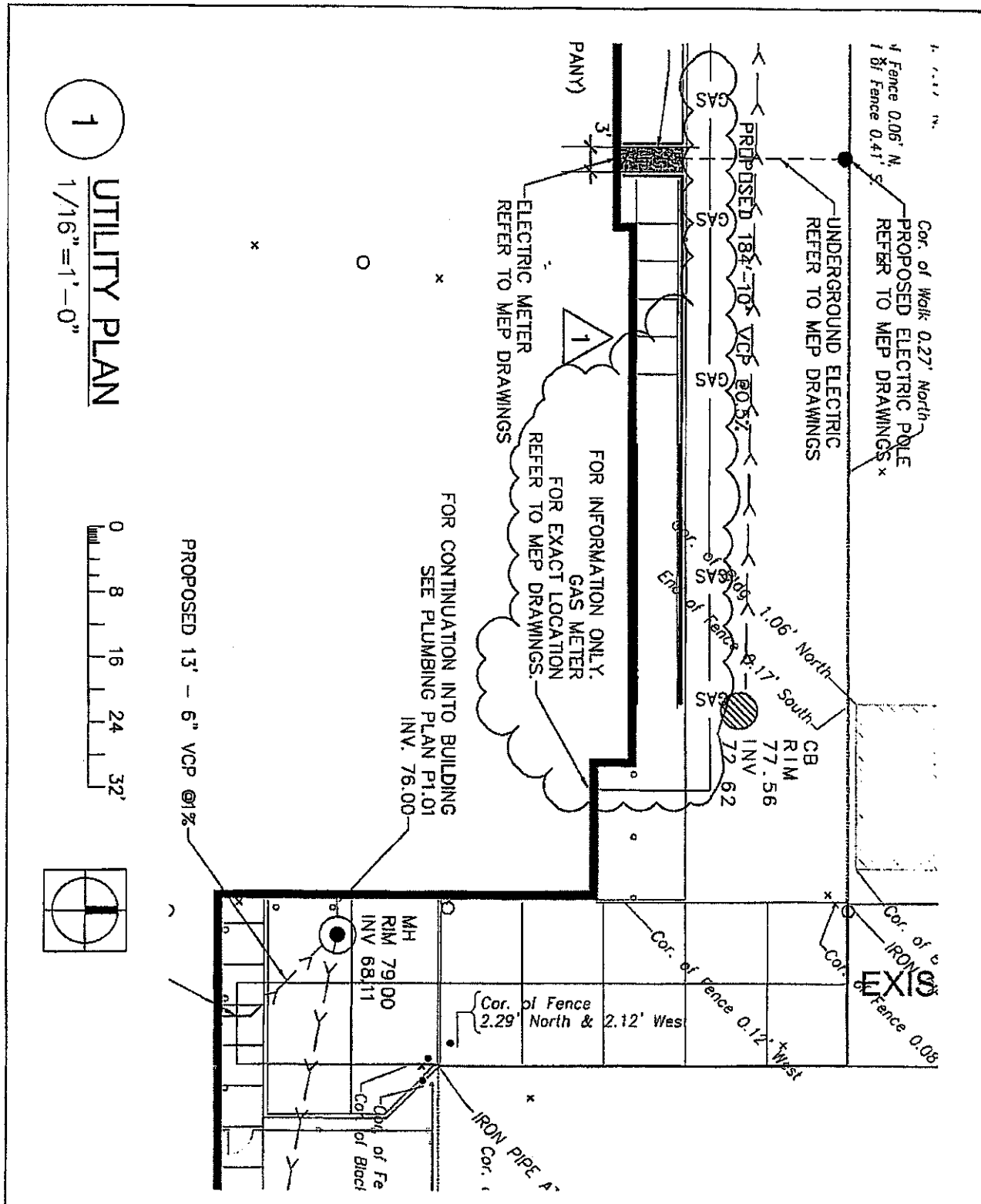


SITE DESIGN GROUP
888 South Michigan Ave #1000
Chicago, IL 60605-2163
tel 312-427-7240

BEVERLY BRANCH LIBRARY
CHICAGO, IL
ADDENDUM NO. 1

10/31/07
proj. no. 6175

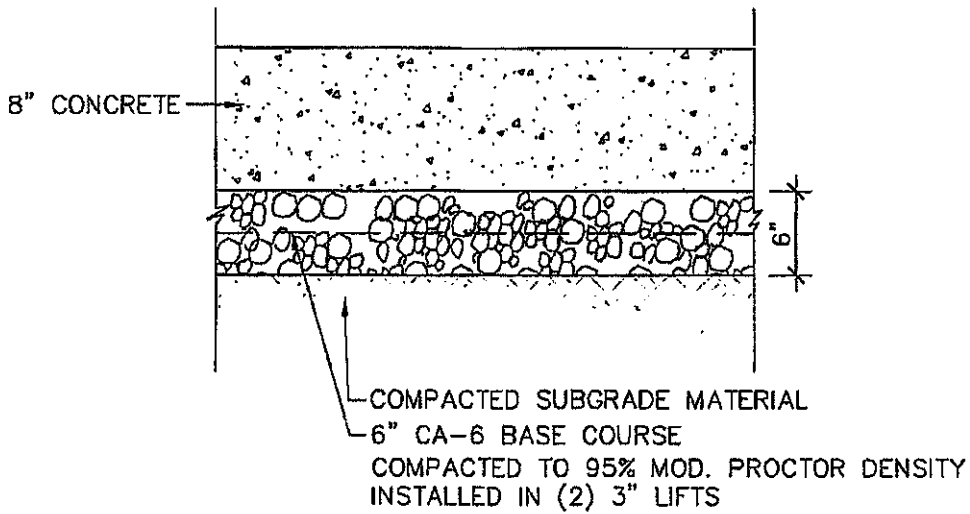
C.SK-002



SITE DESIGN GROUP
 888 South Michigan Ave #1000
 Chicago, IL 60605-2163
 tel 312-427-7240

BEVERLY BRANCH LIBRARY
 CHICAGO, IL
ADDENDUM NO. 1

10/31/07
 proj. no. 6175
C.SK-003



7

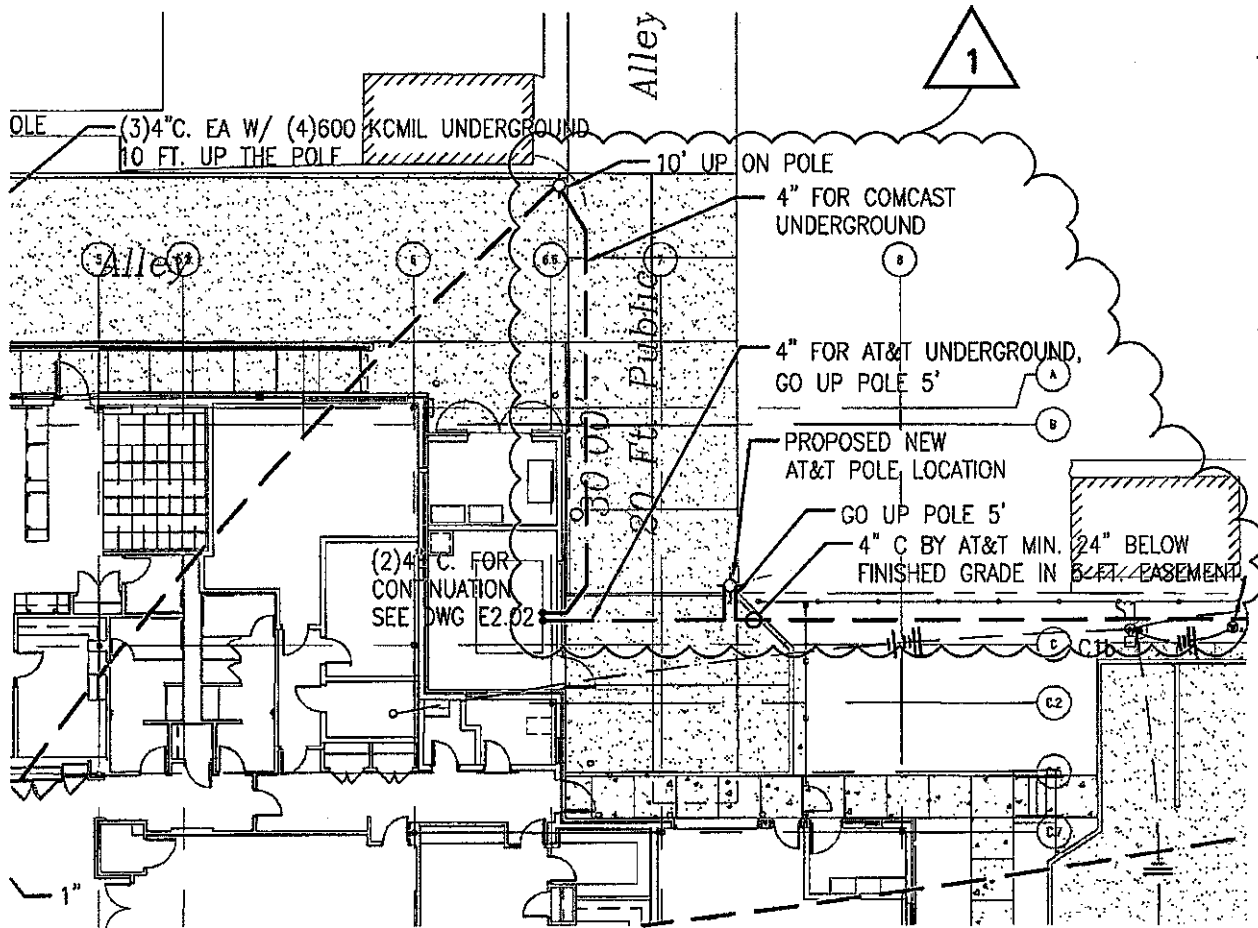
8" CONCRETE PAVEMENT AT ALLEY
NTS

SITE DESIGN GROUP
888 South Michigan Ave #1000
Chicago, IL 60605-2163
tel 312-427-7240

BEVERLY BRANCH LIBRARY
CHICAGO, IL
ADDENDUM NO. 1

10/31/07
proj. no. 6175

C.SK-004



ELECTRICAL SITE PARTIAL PLAN

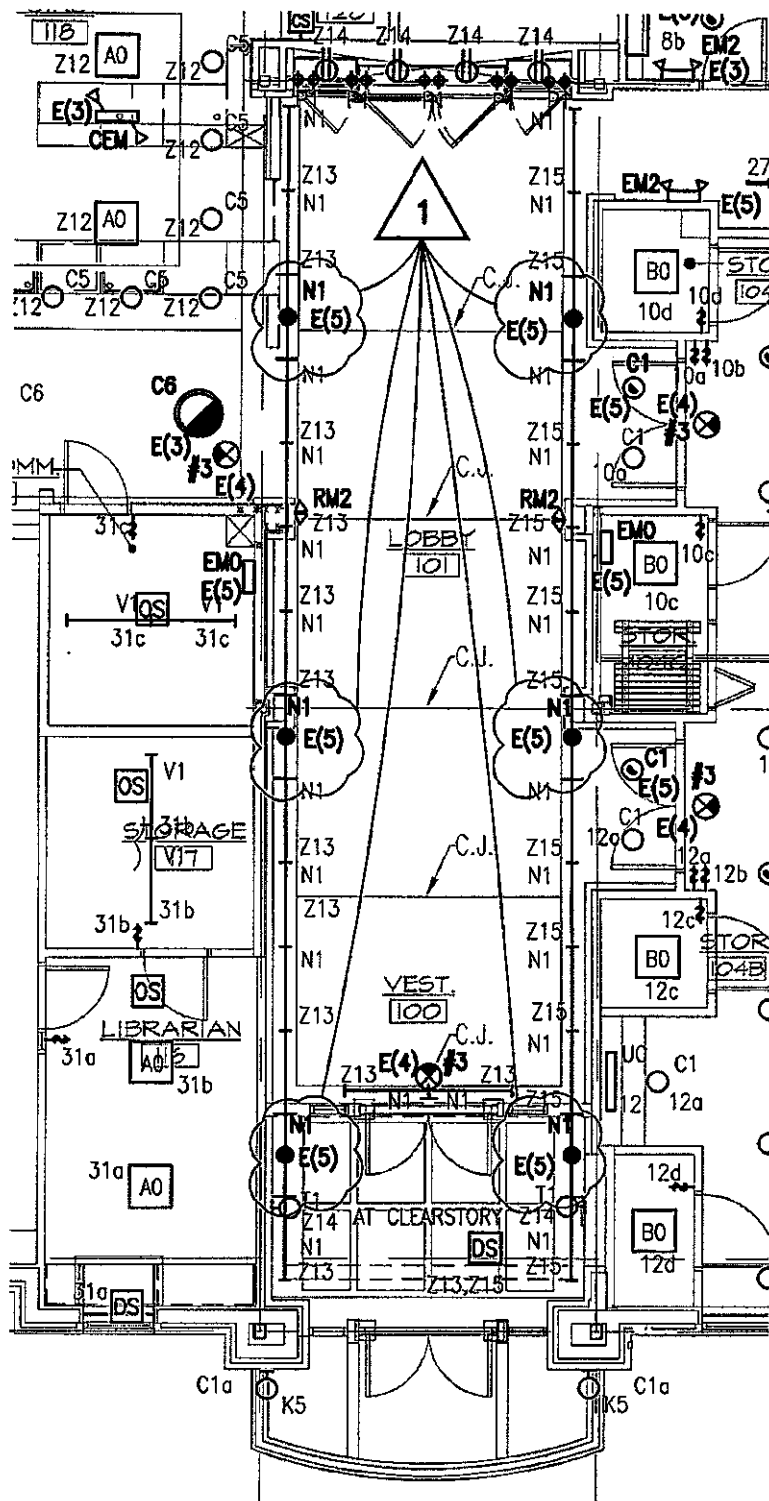
1" = 20'-0"

1
E1.01



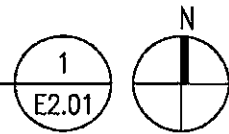
ADDENDUM NO. 1
REFER TO E1.01

HYDRO -THERMO -POWER INC. <small>225 N. Michigan Ave. CHICAGO, IL. 60601 Tel.(312) 641-6164 Fax.(312) 641-6165</small>	<small>CONSULTING ENGINEERS</small>	SCALE: AS NOTED DATE: 10.31.07 DRAWN: BB	<i>Beverly Branch Library</i> TITLE: ELECTRICAL SITE PLAN	DWG #: ESK1.01
--	---	---	---	---------------------------------



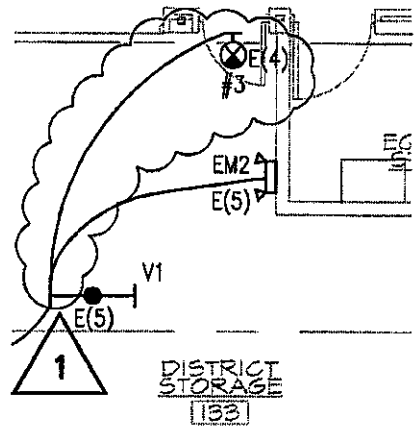
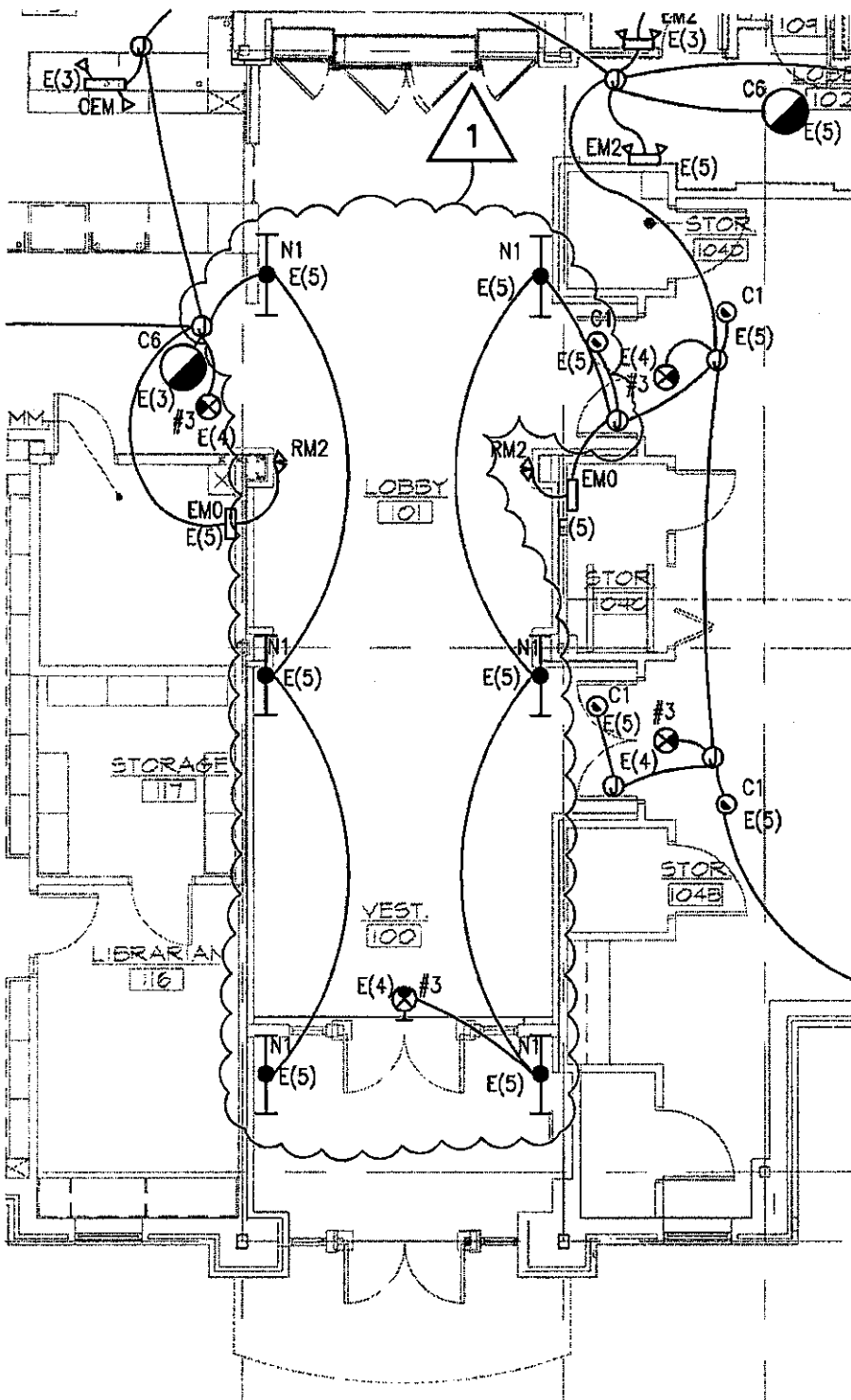
ELECTRICAL LIGHTING PARTIAL PLAN

1/8" = 1'-0"



ADDENDUM NO. 1
REFER TO E2.01

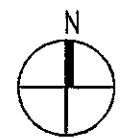
HYDRO -THERMO -POWER INC. <small>225 N. Michigan Ave., CHICAGO, IL. 60601 Tel.(312) 641-6164 Fax.(312) 641-5185</small>	<small>CONSULTING ENGINEERS</small>	SCALE: AS NOTED DATE: 10.31.07 DRAWN: BB	Beverly Branch Library TITLE: LOBBY VESTIBULE LIGHTING PLAN	DWG #: ESK2.01



EMERGENCY LIGHTING PARTIAL PLANS

1/8" = 1'-0"

1
E2.06



ADDENDUM NO. 1
REFER TO E2.06

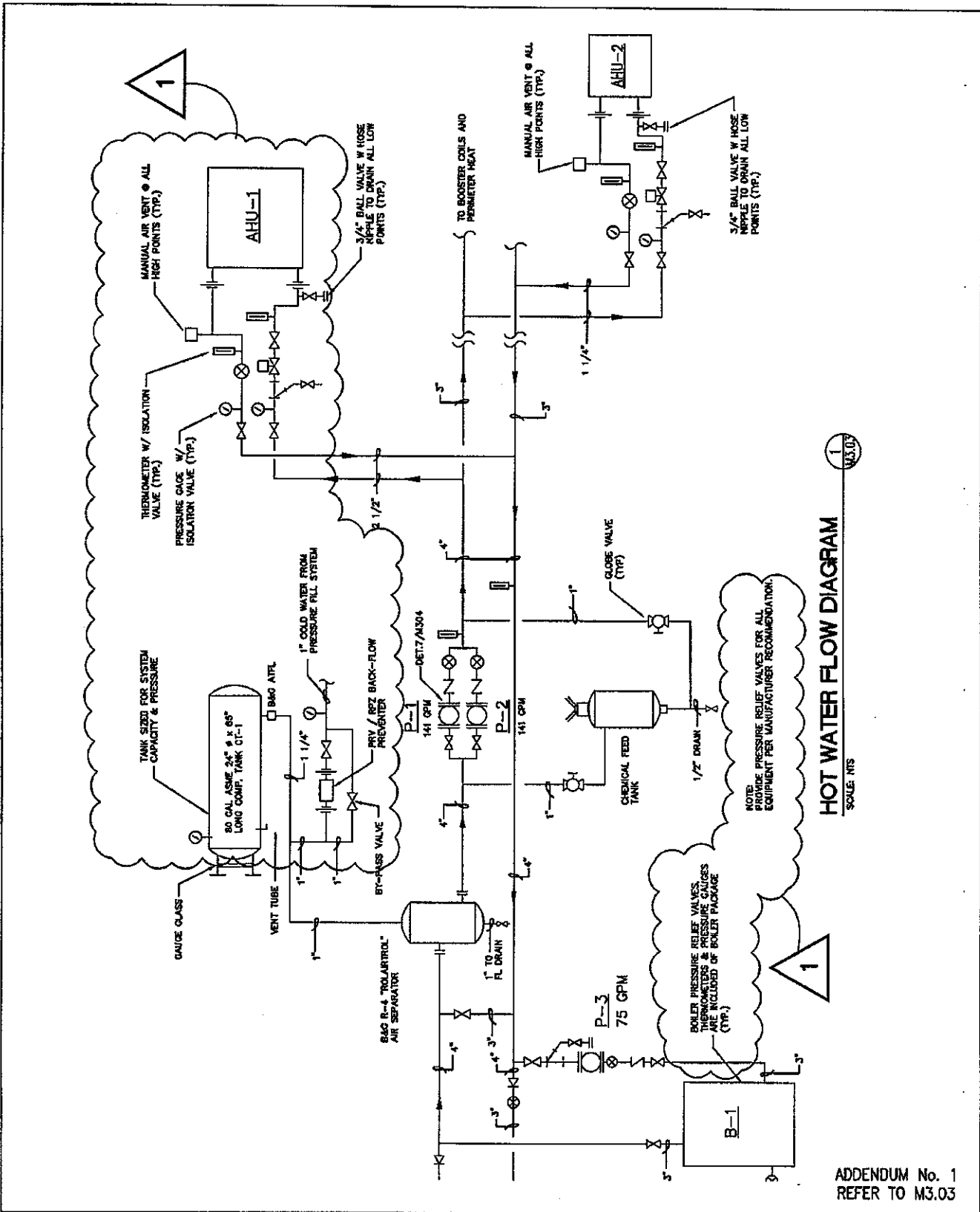
HYDRO -THERMO -POWER INC. 225 N. Michigan Ave, CHICAGO, IL 60601 Tel.(312) 641-6164 Fax.(312) 641-6165	CONSULTING ENGINEERS	SCALE: AS NOTED	<i>Beverly Branch Library</i>	DWG #: ESK2.06
		DATE: 10.31.07	TITLE: EMERGENCY LIGHTING PLAN	
		DRAWN: BB		

1

	WHITE IN COLOR			STANDARD WHITE COLOR
M4	LIGHTOLIER # SU-PL-4-T8-1-A-0-FP-D-120-1-CA-C-F	(1) F32/835 3500K CRI 85	CEILING AC CABLE 8'-6" AFF	SUSPENDED INDIRECT/DIRECT FLUORESCENT LIGHTING FIXTURE ALUMINUM EXTRUSION WITH WHITE STEEL BLADE LOWER ALL JOINTS WELDED AND FINISHED. PAINTED AFTER FABRICATION ELECTRONIC BALLAST(S) DIMMING BALLASTS REQUIRED
M6	LIGHTOLIER # SU-PL-8-T5-3-A-0-FP-D-120-1-CA-C-F	(6) T5 3500K CRI 85	CEILING AC CABLE 8'-6" AFF	SUSPENDED INDIRECT/DIRECT FLUORESCENT LIGHTING FIXTURE ALUMINUM EXTRUSION WITH WHITE STEEL BLADE LOWER ALL JOINTS WELDED AND FINISHED. PAINTED AFTER FABRICATION ELECTRONIC BALLAST(S) DIMMING BALLASTS REQUIRED
M8	LIGHTOLIER # SU-PL-8-T8-2-A-0-FP-D-120-1-CA-C-F	(2) F32/835 3500K CRI 85	CEILING AC CABLE 8'-6" AFF	SUSPENDED INDIRECT/DIRECT FLUORESCENT LIGHTING FIXTURE ALUMINUM EXTRUSION WITH WHITE STEEL BLADE LOWER ALL JOINTS WELDED AND FINISHED. PAINTED AFTER FABRICATION ELECTRONIC BALLAST(S) DIMMING BALLASTS REQUIRED

ADDENDUM NO. 1
REFER TO E4.01

HYDRO-THERMO-POWER INC. CONSULTING ENGINEERS 225 N. Michigan Ave, CHICAGO, IL 60601 Tel.(312) 641-6164 Fax.(312) 641-6165	SCALE: NONE	Beverly Branch Library	DWG #:
	DATE: 10.31.07	TITLE: LIGHTING FIXTURE SCHDL.	ESK4.01
	DRAWN: BB		



1

HOT WATER FLOW DIAGRAM
SCALE: NTS

NOTE: PROVIDE PRESSURE RELIEF VALVES FOR ALL EQUIPMENT PER MANUFACTURER RECOMMENDATION.

BOILER PRESSURE RELIEF VALVES, AIR/GAS PRESSURE RELIEF VALVES ARE INCLUDED AS BOILER PACKAGE (TYP.)

ADDENDUM No. 1
REFER TO M3.03

HYDRO-THERMO-POWER INC. 225 N. Michigan Ave, CHICAGO, IL 60601 Tel.(312) 641-6164 Fax.(312) 641-6165	CONSULTING ENGINEERS	SCALE: AS NOTED DATE: 10.31.07 DRAWN: LL	Beverly Branch Library TITLE: HOT WATER FLOW DIAGRAM	DWG #: MSK3.03
---	----------------------	--	---	----------------

PUBLIC BUILDING COMMISSION OF CHICAGO

**ADDENDUM NO. 2 TO CONTRACT NO. 1459
FOR**

**Beverly Branch Library
1962 West 95th Street
For
New Construction**

DATE: November 7, 2007

NOTICE OF CHANGES IN CONTRACT DOCUMENTS

The following changes are hereby made in the Contract Documents.

CHANGES IN BOOK 1- PROJECT INFORMATION, INSTRUCTIONS, AND EXECUTION DOCUMENTS

Clarification 1: Addendum No1. Change 3 stated: "Book 1 Section II, page 13 delete in its entirety the Bid Form and replace with the attached revised page 13." The revised page 13 will be issued as part of Addendum No. 3

CHANGES IN BOOK 3- TECHNICAL SPECIFICATIONS—VOLUME 2

- Change 1:** Limestone -Section 04405.
Delete 2.2 B and replace with: Variety: Indiana Limestone.
Delete 2.2 D and replace with: Indiana Limestone Company,
Bedford, Indiana
- Change 2:** Mechanical Requirements – Section 15010
Delete 1.1. B – Item 29 reference to Section 15975 – Direct Digital
Control Systems
Add 1.1.B – Item 34 Division 17 – Facility Management System

Questions and Answers

Question 1: Is "Bretford" an acceptable manufacturer for specification Section 12900 – Furniture?

Answer 1: No. Refer to Book 2, Article 13, Section 13.04 – Substitution of Materials, Equipment or Processes.

Mayor Richard M. Daley, Chairman

Montel Gayles, Executive Director

PUBLIC BUILDING COMMISSION OF CHICAGO

Question 2: Refer to Section 4405 Limestone page 6 Section 2.2. The spec for limestone is very confusing. B. asks for Dolomitic limestone. Dolomitic Limestone is a type of Limestone – Under stone type the spec asks for the quarry as located in Oolitic, Indiana. This particular quarry produces Oolitic limestone, another type of limestone. Further down, under D STONE SOURCE the Alabama Stone Company in Russellville, AL is listed. Using stone from Alabama will not meet the LEED requirement to use material within 500 miles of the job site. Please confirm.

Answer 2: Refer to: CHANGES IN BOOK 3- TECHNICAL SPECIFICATIONS—VOLUME 2 Change 1.

Question 3: Refer to sheet A1.01B – Enlarged Plan 2: Can the circular bench be provided by Landscapeforms® in lieu of custom fabrication?

Answer 3: The bench is to be custom fabricated to conform with the radius shown on sheet A1.01B.

Question 4: Please provide the missing specification Section 15975 – Direct Digital Control Systems.

Answer 4: Refer to: CHANGES IN BOOK 3- TECHNICAL SPECIFICATIONS—VOLUME 2 Change 2.

END OF ADDENDUM NO.2

Mayor Richard M. Daley, Chairman

Montel Gayles, Executive Director

PUBLIC BUILDING COMMISSION OF CHICAGO

**ADDENDUM NO. 3 TO CONTRACT NO. 1459
FOR**

**Beverly Branch Library
1962 West 95th Street
For
New Construction**

DATE: November 9, 2007

NOTICE OF CHANGES IN CONTRACT DOCUMENTS

The following changes are hereby made in the Contract Documents.

CHANGES IN BOOK 1- PROJECT INFORMATION, INSTRUCTIONS, AND EXECUTION DOCUMENTS

Change 1: Reschedule bid opening date and time:
Monday, December 17, 2007 at 2:00 PM.

Clarification 1: Addendum No2. Clarification 1 stated: "Book 1 Section II, page 13 delete in its entirety the Bid Form and replace with the attached revised page 13." The revised page 13 will be issued as part of an Addendum No. 3. The revised page 13 will be issued as part of a subsequent Addendum.

END OF ADDENDUM NO.3

Mayor Richard M. Daley, Chairman

Montel Gayles, Executive Director

PUBLIC BUILDING COMMISSION OF CHICAGO

**ADDENDUM NO. 4 TO CONTRACT NO. 1459
FOR**

**Beverly Branch Library
1962 West 95th Street
For
New Construction**

BY: Public Building Commission of Chicago
50 West Washington, Room 200
Chicago, IL 60602

DATE: December 4, 2007

NOTICE OF CHANGES IN CONTRACT DOCUMENTS

The following changes are hereby made in the Contract Documents.

ITEMS FOR CHANGES—SPECIFICATIONS, BOOK 3—VOLUME 2

- Change 1:** Table of Contents.
"Add Section 02316-Soil Management and Handling 02316-1-13"
- Change 2:** Division 2-17 – Part 2 -- Products
Delete "or equal" and "approved equal" from each Specification Division 2-17 – Part 2 – Products.
- Change 3:** Section 02870 – Site Furnishings – Part 2--Products
Delete paragraph 2.1.B in its entirety.
- Change 4:** Section 04200 – Unit Masonry - Part 3—Execution
3.2. E Add "in accordance with approved mock-up" to end of sentence.
- Change 5:** Section 07540 – Fluid Applied Roofing – 2.1 Manufacturers
Delete paragraph 2.1.B in its entirety.
- Change 6:** Section 08710 – Finish Hardware – 2.6 Hardware Schedule
Add Hardware set HS 25, similar as set HS 4 but remove exit device and add storeroom lock, Yale, 8705FL, 630.
- Change 7:** Section 10850, Part 2.1: Contact: Dave Sawyer (773)581-5204, Meilahn Manufacturing Company, 5900 West 65th Street, Chicago, IL 60638 or Pat Carrol (847) 434-0909 2105 Blunt Ave., Elk Grove Village, IL. For all Montel Metal Shelving.
- Change 8:** Section 16720 – Security System - Remove existing section and replace with new one enclosed "Specification Section 16720 – Security System –16720 -1-13.

Mayor Richard M. Daley, Chairman

Montel Gayles, Executive Director

PUBLIC BUILDING COMMISSION OF CHICAGO

- Change 9:** Section 15010 – Mechanical General Requirements – 1.6 Substitutions
Delete paragraph A and C. Retain paragraph B.
- Change 10:** Section 15738 – Split-System Air-Conditioning Units – 1.4 Quality Assurance
Delete second and and third sentences of paragraph A.
- Change 11:** Section 16700 – Fire Alarm Systems – 1.8 Acceptable Manufacturers
Delete paragraph A.4 in its entirety.

ITEMS FOR CHANGES—ARCHITECTURAL SCOPE

- Change 1:** Sheet A0.01
- “Beam, girders, trusses and metal desk supporting roof” the U.L. # has been changed to U.L. P732
- Change 2:** Sheet A1.02
- Detail 16: Core concrete walls and paving to a minimum depth of 8”, set and epoxy grout handrail.
- Change 3:** Sheet A1.03
- Detail 3: Change swing of door 113A in Work Room 113 inward.
 - Detail 4: Core 5” and epoxy grout handrail into wall.
- Change 4:** Sheet A2.01
- North exterior wall along column line “B” from column line “1” to “6” is to be of 2 hour construction U.L. #U905. All remaining exterior walls will be 1 hour construction.
 - Change swing of door 113A in Work Room 113 inward.
- Change 5:** Sheet A2.08
- Enlarged floor plan 2: South wall of storage room 138, revise wall tag to be W-7A/A7.03.
- Change 6:** Sheets A4.01-A4.04 The following note has been added to each sheet:
- “All beams, columns and roof assemblies must conform to the following spray on fire proofing requirements. Exterior & interior columns supporting roof only: 1 Hour ULX790. Beams if 20’ + A.F.F. – 0 Hours. Beams, girders, trusses and metal deck supporting roof only – 1 Hour UL P732, 0 hours if 20’ + A.F.F.
- Change 7:** Sheet A7.01
- Door 113A, Change hardware to set HS 25
 - Delete “4”.

Mayor Richard M. Daley, Chairman

Montel Gayles, Executive Director

PUBLIC BUILDING COMMISSION OF CHICAGO

Change 8: Sheet A7.03

- Wall types with masonry will have 30" vertical dowel at 40" O.C. into concrete slab. See Sheet S2.0 Detail II.

Change 9: Sheet A8.03

- Removed detail 2:A8.03 or "Elevation S-13" from this sheet.
- Detail 3: Front elevation should show (6) shelves to match side elevation of "Elevation S12".

Change 10: Sheet A2.05

- Itemized notes 7-10: The recycling bin to be purchased is: FS Industries, 800.421.0314, Recycling station container model number 3540-06 and lid model number 2673.

Change 11: Sheets A1.01B, A1.02, A1.03, A4.01-A4.04

- Change all references to depths of compacted granular fill to meet the following minimum criteria:
 - Concrete walks and paving – 8"
 - Parking Lot, Alley, Reading garden paving – 8"
 - Building Slab on Grade - 12"

ITEMS FOR CHANGE – STRUCTURAL SCOPE:

Change 1: Sheet S0.00

- Excavation & Foundations, Note 7. "Remove Ground Engineering Consultants (dated July 15, 2003)". Insert "Subsurface Exploration and Geotechnical Analysis prepared by GSG Consultants, date June 2007".

ITEMS FOR CHANGE – MECHANICAL SCOPE:

Change 1: Sheet M2.01

- The fin tube in the private Office 130 is to be changed from FT-1 to FT-2, delete "(Typical of 3)", change "M2.111" to "M2.110".

ITEMS FOR CHANGE – ELECTRICAL SCOPE:

Change 1: Sheet E4.01

- Revised Lighting Fixture S1

Mayor Richard M. Daley, Chairman

Montel Gayles, Executive Director

PUBLIC BUILDING COMMISSION OF CHICAGO

ITEMS FOR CHANGE – PLUMBING SCOPE:

- Change 1:** Sheet P0.01
- Clarification: Plumbing Equipment Schedule – Lavatories added note to each "1/2 gpm flow".

ITEMS FOR CHANGE—CIVIL SCOPE

- Change 1:** Sheet C1.03
- Add detail #11 Trench Detail. See C.SK-005.
- Change 2:** Sheet C1.03
- Add detail #12 Clean Out Detail. See C.SK-006.
- Change 3:** Sheet C1.02A
- Revise drainage at new dedicated alley. See C.SK-007 and C.SK-008.
- Change 4:** Sheet C1.02A
- Revise pipe connections exiting the building in two locations. Add cleanout. See C.SK-008.
- Change 5:** Sheet C1.02A
- Revise pipe lengths and add restrictor at manhole in parking lot. See C.SK-009.

QUESTIONS AND ANSWERS

Question No. 1: For the 4 columns in the main area, (Rooms 122 -123), there are two details referenced, 9/A6.06 and 2/A5.02. Detail 9/A6.06 shows a wood veneer plywood enclosure around the column while 2/A5.02 shows a drywall enclosure. Please clarify which detail applies to which column(s).

Answer No 1: Both details apply. Detail 2:A5.02 shows the wall construction & refers to the fire extinguisher cabinet. This detail makes reference to "see sheet A6.06 for column finish details". Detail 9:A6.06 identifies wood trim and to reference the remaining elevations on this sheet.

Question No. 2: The one line diagram shows the daylight sensor connected to the dimming panel. Although the intent is evident, the actual working pieces do not join together in that fashion. Would you be willing to accept a better option that allows the daylight sensor to tie directly into the dimming ballasts?

Answer No. 2: It is acceptable tie the daylight sensor directly to the dimming ballast.

Mayor Richard M. Daley, Chairman

Montel Gayles, Executive Director

PUBLIC BUILDING COMMISSION OF CHICAGO

Question No. 3: Book 3 (Volume I) Section 01010, 2.1A refers to 'contractors' independent licensed environmental consultant. Is this testing to be done by the contractor or by the Owner's testing agency?

Answer No. 3: Contractor is to perform all required testing to secure permits for any contaminated soil that requires disposal at a licensed landfill. All other testing will be performed by the PBCC

Question No. 4: Book 3 (Volume I) Section 01400, 3.4 - Settlement Monitoring -Is this required for the project? If so, please confirm that settlement monitoring will not be needed after foundation is in place and backfilled.

Answer No. 4: Per Book 3 (Volume I) Section 01400, 3.4, settlement monitoring is required for the project. Monitoring is to be provided until any excavation or foundation work is substantially complete.

Question No. 5: (a) At the Technical review meeting it was indicated that any building demolition work and soil remediation work would be completed under a separate contract. Please confirm this. (b) Also confirm at what elevation the site will be left under this separate contract and (c) what depth of stone fill will be in place from this separate contract.

Answer No. 5: (a) Building demolition will be completed under a separate contract. Soil remediation work will be completed under a separate contract except for the arsenic impacted soils within the public way which will be addressed in a subsequent addendum. (b) The existing elevation of the property will be approximately 1'-0" lower than the existing elevations shown on sheet C-1.01A, except for the area within the Right-of Way of the existing alley. There will be no changes to the existing elevations as shown on sheet C1.01B. (c) The depth of stone fill will be addressed in a subsequent addendum.

Question No. 6: Book 3 (Volume I) Section 01500, 2.5 Temporary Offices. Will a field office be required for the Architect and Commission?

Answer 6: Yes

Question No. 7: Section 03300, 3.3C Cover vapor retarder with 2" Compacted Sand cushion. Is this required? The plans do not show this.

Answer No 7: Yes, follow the specifications.

Question No.8: Specification Section 01807, pages 1 and 2 under Part 3.1.C. Initial Tasks: 1, 4, 5 and 6. Please provide the required list of previous contractors along with their contract information, a description of the work that was performed and the data that is required by these paragraphs in this section 01807.

Answer No. 8: This data will be provided to the successful bidder.

Mayor Richard M. Daley, Chairman

Montel Gayles, Executive Director

PUBLIC BUILDING COMMISSION OF CHICAGO

Addendum No.4 Attached Documents

1. Specification Section 16720 – Security System – 16720 -1-13

Drawings

1. CSK-005 – Trench Detail
2. CSK-006 – Clean Out Detail
3. CSK-007 – Utility Plan – Alley Storm Sewer Connection – West to Damen
4. CSK-008 – Utility Plan – Alley Storm Sewer Connection – East to Alley
5. CSK-009– Utility Plan – Parking Storm Sewer Connection
6. MSK2.01 – Partial First Floor Piping Plan – Rooms 133 & 134
7. ESK4.01-1 – Lighting Fixture Schedule
8. PSK0.01 – Equipment Schedules

END OF ADDENDUM NO.4

Mayor Richard M. Daley, Chairman

Montel Gayles, Executive Director

SECURITY SYSTEM
SECTION 16720

PART 1-GENERAL

1.1 SUMMARY

- A. Contractor is to furnish and install a complete and operating building security system as depicted on the contract drawings and described in these specifications. This work includes but is not limited to:
1. Provide, install, and program Security Control Panel.
 2. Provide, install, and program Remote Security Keypads
 3. Provide and install Motion Detectors.
 4. Provide and install Status Contacts
 5. Provide and install Addressable Interfaces
 6. Make connections to, and commission operation of City provided Phone Line
 7. Provide all required security system Programming
 8. Provide and install all Wiring, Conduits and Connections
 9. Provide all Final Adjustments and System Test
 10. Provide and install Connection to Energy Management System
 12. Provide and install Exterior siren/strobe
- B. The Contractor is required to submit documentation to substantiate compliance with all LEED requirements for this project. Final Acceptance is dependent upon the successful submittal of all LEED documentation as required by the contract documents. In addition to the LEED submittal requirements contained within this Section, refer to Section 01805 for LEED submittal requirements and LEED project requirements.
- C. The Contractor shall provide documentation highlighting locally manufactured and/or distributed material (within 500 miles of the project). Include the location of the material manufacturer, the distance from the manufacturer to the project site, and the cost of the materials.

1.2 SYSTEM DESCRIPTION

- A. The Security System to be provided and installed under this contract shall consist of a central system control panel and several external sensors, contacts, detectors, alarms, keypad interface devices, external communication connections, and all required

appurtenant devices. All components are to be integrated into a single coordinated intrusion detection system providing building security functions.

- B. The basic system structure shall include of eight polling loop type, addressable, hard wired zones.
- C. The system should have the additional capability of addressable zoning.

1.3 SUBMITTALS

- A. Submit product data cut sheets for all materials and each device to be used in the installation. As a minimum the information provided shall include the following: the function of each device, UL listing of each device, wiring requirements for each device, power and signal requirements for each device, mounting instructions for each device, ambient conditions required for normal operation of each device.
- B. Provide shop drawings including the following information describing the complete system installation:
 - 1. Riser and connection drawing.
 - 2. Wiring diagrams showing wire, and cable requirements for each piece of equipment. Include wire types and sizes.
 - 3. System plan drawing showing conduit layout plan, device locations, and control panel location.
 - 4. Programming documentation (Compass print out) of this specific installation.
 - 5. Complete calculations for battery back-up, RPM, auxiliary device and ECP devices using manufacturer's calculations forms.
 - 6. Door and frame templates for installation of door contacts.
 - 7. Display pattern of protection for motion detectors and glass break sensors.
- C. Provide six copies of documentation demonstrating the qualifications of the system installers.
- D. Furnish six (6) copies of an operation and maintenance manual consisting of a 3 ring binder with a copy of the warranty, equipment specification, programming instructions, programming disk (Compass WDL file), maintenance instructions and 8 1/2" x 11" copies of as built drawings. Include names and phone numbers to contact for assistance, maintenance, and warranty service on the first page. Deliver to DGS security at time of demonstration and training required in Part 3.
- E. Furnish six copies and one reproducible set D size "as built" drawings.

1.4 QUALITY ASSURANCE

- A. Installer qualifications:

CHICAGO PUBLIC LIBRARY
BEVERLY BRANCH LIBRARY

16720- 2

SECURITY SYSTEM

1. The work of this section shall be performed by qualified Intrusion Detection System installers.
2. Personnel performing the installation shall be factory trained and authorized by the manufacturer to install the products specified.
3. Contractor shall previously have performed at least 5 projects involving low voltage, microprocessor based systems of similar scope and size in the past. Contractor shall provide proof of such experience upon request.
5. The Contractor shall have a minimum of (3) three trained and authorized service personnel on call throughout the construction and warranty periods and shall provide system service response within 24 hours of receiving a service call.
6. The Contractor shall be licensed by the State of Illinois as a Private Alarm Contractor under the Private Detective, Private Alarm and Private Security Act of 1993.

B. Pre-Installation Meeting:

1. The Contractor shall arrange for a pre-installation meeting two weeks prior to the start of installation. The meeting is to be conducted by the Contractor's project supervisor and shall include representatives of DGS as well as all trades involved in the installation. The purpose of the meeting is to review the intended installation in detail and coordinate the work to assure a complete operational system. All submittals called for in this specification section 1.3.A, 1.3.B, and 1.3.C, shall have been approved by the Department prior to scheduling this meeting.

C. Regulatory Requirements:

1. Conform to the City of Chicago Building Code.
2. Conform to UL Code 609, 611, 1610, 365.
3. Conform to UL Code 864-NFPA 72 code.
4. Conform to ADA code.
5. Conform to SIA code.

1.5 DELIVERY, STORAGE, AND HANDLING

A. Packing and shipping:

1. The control panel, all remote devices, and all security system components are not to be delivered to the construction site until the raceways have been completed and the building is dust-free.
2. All items shall be delivered to the site in the manufacturer's original packaging containers.
3. The Contractor shall package keys separately from the installed system components. Packages shall be labeled with "City of Chicago Department of General Services", DGS Project title, Project Number, factory order number, and contract number.

B. Storage:

1. Store materials above grade in a dry, well ventilated area, and in ambient conditions as required by the equipment manufacturer.

1.6 SPARE PARTS

A. Extra materials: Furnish the following maintenance stock to DGS at the time of substantial completion. Each item is to be identical to those installed under this specification.

1. One of each type of Motion Detector.
2. One of each type of Door Contact.
3. One of each type of Addressable Interface.
4. One of each type of Siren/strobe device
5. One Keypad

1.7 WARRANTY

A. The Contractor shall replace defective materials and workmanship during the construction period and for a period of one year following the date of substantial completion of all work required under this contract.

B. All manufacturer's warranties shall be passed to the City and remain in place for the same period of time.

PART 2 – PRODUCTS

2.1 SECURITY CONTROL PANEL

The Control Panel shall be an eight (8) partition, UL listed, commercial burglary control panel capable of supporting up to 128 zones using basic hardwired, polling loop, and wireless type zones. The panel shall also provide supervision of two (2) notification appliance output circuits (NAC), radio frequency (RF) receivers, and relay modules, as required. In addition, the control panel shall have the ability to schedule time driven events and allow user selected operations to be configured and activated by pressing a single button. The panel shall be capable of interfacing with an ECP long range radio (LRR) to send contact identification messages and communicate with alphanumeric paging devices.

A. Central Processor:

1. Listed for (UL 1023) Burglary, (UL1610) Grades A, AA Central Station and (UL365) Grades A, AA Police Connect. (NFPA 72).
2. Microprocessor based, programmable, 8-partition system with EEPROM technology for user-defined programming.
3. Expandable to a minimum of 120 zones including hardwired and multiplexed zones.
4. Capability of a 2-wire polling loop as a multiplex system.
5. Zones shall report to City of Chicago DGS security.
6. Programming Capability:
 - a. Downloading locally from a personal computer (PC).
 - b. Remote downloading from DGS central receiving station.
 - c. Programming from security keypad.
 - d. 150 user codes with 99 in a given partition.
 - e. Alpha descriptors for zones and partition.

- f. 60 custom words can be added to built-in vocabulary.
 - 7. Manufacturer: Ademco/Honeywell Vista 128FBP.
 - 8. Security panel must have a tamper switch.
- B. Enclosures:
- 1. Enclosures for mounting the central processors, power supplies and batteries:
 - a. All enclosures installed interior to buildings are to be of NEMA 1 type construction.
 - b. Size enclosures to allow for 2' open area around interior for conduit penetrations and wiring (use manufacturer's top panel knock outs for 2-conduits).
 - c. Provide a tamper switch (included with Vista 128FBP) wired to local hardwired alarm zone.
 - d. Plug all knockouts with disc plugs and carriage bolts.
 - e. Enclosure shall be resistant to attack and shall meet the requirements of UL Grade A, Mercantile Premises, listing.
 - f. Provide red acrylic label on door with 2 inch white lettering. Label shall read "Security Control Panel, Panel Will Alarm When Opened, Call DGS Security at (312) 746-8720 Before Opening."
 - 2. An additional cabinet is to be provided for storage of spare parts, operation and maintenance manuals, and additional zone expander.
 - a. All enclosures installed interior to buildings are to be of NEMA 1 type construction.
 - b. Size to allow for spare parts and operation and maintenance manuals.
 - c. Provide door with barrel lock or hasp to accept a padlock (keys to be submitted to DGS).
 - d. Provide a tamper switch wired to local hardwired alarm zone.
 - e. Plug all knockouts with disc plugs and carriage bolts.
 - f. Provide red acrylic label on door with 2 inch white lettering. Label shall read "Security System Panel Will Alarm When Opened, Call DGS Security at (312) 746-8720 Before Opening."

3. Transformer Enclosure:
 - a. Size to allow for mounting of transformer (enclosure included with Vista 128 FBP).

C. Power Supplies

1. Central processor transformer:
 - a. UL listed class 2 hardwired sized to handle maximum current draw of system plus 25%.
 - b. Mount in a separate enclosure, included with Vista 128 FBP.
2. Battery Backup:
 - a. Size to operate system for a minimum of 24hours upon power failure and sustain 15 minutes of full load thereafter.

2.2 REMOTE SECURITY KEYPAD

A. Keypad:

1. 32 character 2 x 16 Alpha/Numeric Display.
2. Backlit display and keys.
3. Display of user information and instructions.
4. Keypad to be mounted on a 4' square back box with quad ring.
5. Manufacturer: Ademco/Honeywell 6160.

B. Keypad security enclosure:

1. If keypad is mounted in public way, keypad must be protected by lockable plastic enclosure.

2.3 MOTION DETECTORS

- A. Microwave/PIR (passive infrared) Tri-tech motion detectors.

1. Provide swivel mount kit (Ademco 1877SN) if detector is not corner mounted on a 45 degree angle.
2. Must have 22 zones and one look down zone.
3. Detector must have tamper protection.
4. Homerun each device to security panel or to closest keypad junction and then to panel.
5. Manufacturer: Detection Systems, Tri-tech Detector (i.e. DS-970, size for appropriate room area).

2.4 STATUS CONTACTS

A. Door Contact

1. Flush mount/recessed magnetic switch.
2. Provide with security screws.
3. Potted component reed switch rated at one million operations under resistive load.
4. ANSI sized cut out 4 7/8 inches by 1 1/4 inches.
5. Designed for use in steel, aluminum, or wood doors.
6. Homerun each device to panel or to closest keypad junction and then to panel.
7. If surface mounted switch is used, all exposed wiring must be armored cable protected.

B. Overhead Door Contact/Roof Hatch:

1. Top mount with 2" gap for overhead doors.
2. Wiring to be protected by flexible metal conduit.
3. Use 2" gap overhead door contact for all roof hatches.

2.5 ADDRESSABLE INTERFACE MODULE

A. Remote two and eight point modules:

1. Two zone expander module, manufacturer - Ademco/Honeywell 4190H.

2. Eight Zone expander module, manufacturer - Ademco/Honeywell 4208U.

2.6 EXTERIOR SIREN/STROBE

- A. Exterior grade self-contained armored siren/strobe combo.
- B. Siren capable of 122db warble type.
- C. Strobe capable of 60,000 candle power and clear in color.
- D. Housing to be double action tamper protected.
- E. Wiring from panel to siren/strobe to be 18 gauge, 6 conductor (two wires to siren, two wires to strobe, last two wires to tamper).
- F. Unit to be mounted to a 4 inch square back box, at least 12 feet above public grade in a prominent but yet appealing area on the exterior location of building.
- G. Manufacturer to be Amseco, model #SSX-515C.

PART 3 – EXECUTION

3.1 EXAMINATION

- A. Do not install electronic components until major construction work is complete, HVAC systems working, and there is no chance of contamination of the electronics by moisture and construction dust.

3.2 INSTALLATION

- A. General:
 1. Install in accordance with the recommendations of the manufacturer and the shop drawings.
 2. Install wiring in a separate raceway system in accordance with Division 16. Conceal raceway except in unfinished spaces.
- B. Wiring:

1. Use stranded wire only.
2. Use security color coded wires. Maintain color coding throughout system.
3. Minimum Wire sizes: Unless a specific wire size is required by the device manufacturer, use the following minimum sizes.
 - a. Status contact, motion detectors and keypads:
 1. 1750 feet--16 gauge
 2. 1100 feet--18 gauge
 3. 700 feet--20 gauge
 4. 450 feet--22 gauge
 - b. 16 gauge wire for low voltage power.
 - c. 16 gauge twisted pair for polling loop.
 - d. 24 gauge Category 5 or better for phone line.
 - e. 12 gauge from breaker to security control panel.
 - f. 18 gauge for interface wire between security panel and fire panel.
 - g. Use heavier wire when recommended by manufacturer or required by code.
4. Minimize splices—run wiring from device to panel or device to panel or device to keypad junction then to panel.
5. Tin ends of wire before connecting to terminals.
6. Use wiring blocks model 4142BLK, that come with Vista 128FBP.
7. Maximum length of wire runs, combined, for polling loop shall be 2000 feet. One loop extender can be used to extend length by 1200 feet for a total of 3200 feet. Further than 3200 feet, additional central processor(s) are required.

C. Mounting:

1. Remote Security Keypad:
 - a. Mount as per ADA recommendations above finished floor. (ADA is 48" to 56". 56" is recommended.)
2. Motion Detectors--Wall Mounted:

- a. Mount 9 feet 6 inches above finished door. Do not mount within 6" of a ceiling. Contact City of Chicago DGS at (312) 746-8720 if required to be mounted below 8 feet from finished floor.
- b. If motion detectors are not 45 degree angle corner mount, a Ademco/Honeywell 1877SN swivel mount kit shall be installed

D. Grounding:

1. Ground system to metal cold water pipe with copper strap and wire brought directly to ground screw in panel.
2. Unless otherwise specified by manufacturer, terminate shields at the security control station and insulate at the field device.

E. Protective covers:

1. Install lockable protective keypad enclosure when the keypad is installed in a public area.

F. Phone connection:

1. Provide a direct connect cord with plug for each central processor and connect to incoming phone line via RJ31X phone Jack in security control panel enclosure.
2. Contact Department of Telecommunications at (312) 744-7343 for the City of Chicago to arrange for installation of phone line.
3. Contact Telecommunications within 30 days of award of contract and coordinate installation and location of phone line.

G. Power:

1. Provide 3 wire power including hot, neutral, and separate ground.
2. Power shall come from a breaker dedicated only to the security control panel and have a lock out strap.
3. Circuit location shall be indicated on alarm panel label.

3.3 FIELD QUALITY CONTROL

A. Electrical:

1. Install wire, conduit and boxes in accordance with the general provisions stated in Division 16 and the City of Chicago Electrical Code.
 2. Wiring shall be neat and field dressed in bundles. Allow sufficient extra cable in devices for easy removal of electronic module for service and adjustment.
 3. Provide point to point as-built wiring diagrams.
 4. Use wiring blocks model 312 that come with Vista 128FBP.
- B. Labeling:
1. Clearly, logically, and permanently label cable terminations with Brady or equivalent labels.

3.4 ADJUSTING

- A. Make adjustments or corrections for operation of the system as required.
- B. Follow the manufacturer's instructions to program the system in accordance with DGS requirements and provide DGS with copy of programming (Compass WDL file) on computer media.
- C. Re-adjust or replace system devices when false alarms occur. Adjustment is not completed until no false alarms occur for a period of 30 consecutive days.

3.5 PRIMARY PROGRAMMING

- A. Call DGS for an account number.
- B. Call DGS for a primary and secondary phone number.
- C. Contact DGS for a download phone number.
- D. Program CS# for "FFFFFFF."
- E. Program all zoning alpha descriptors.
- F. Set-up for "Contact-ID" reporting.
- G. Set call back option for 15, answer machine defeat.
- H. Set for no call back option.

3.6 DEMONSTRATION

CHICAGO PUBLIC LIBRARY
BEVERLY BRANCH LIBRARY

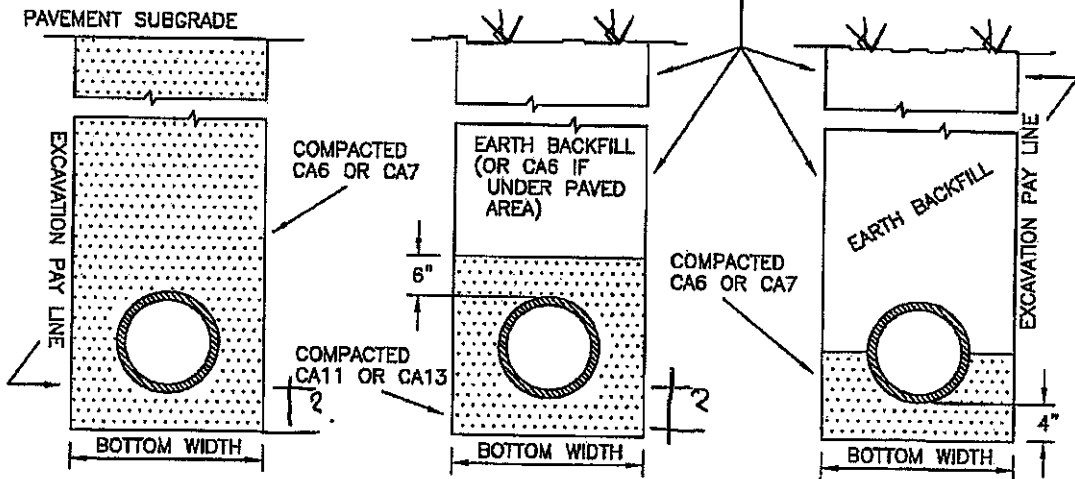
16720- 12

SECURITY SYSTEM

- A. Provide a minimum of two, four hour training session for designated DGS representatives. Training shall include system programming, operation and maintenance procedures, and delivery of manuals required under Part 1.

END OF SECTION

BOTTOM WIDTH: PIPE SIZES UP TO 24", USE I.D. PLUS 20"
 OVER 24", USE O.D. PLUS 24"



PAVED AREAS
 WATER, STORM

SANITARY

UNPAVED AREAS
 WATER, STORM

11

TRENCH DETAIL

NTS

4

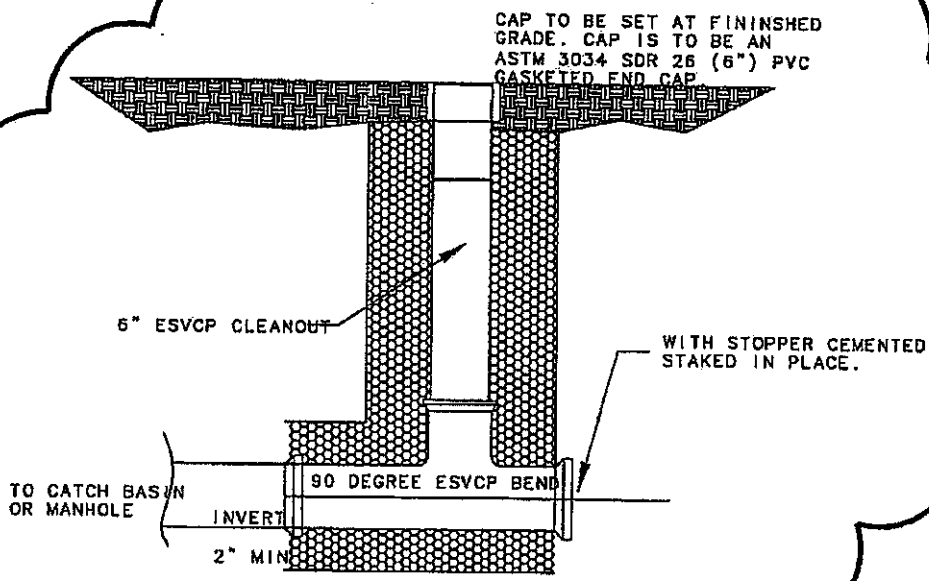
SITE DESIGN GROUP
 888 South Michigan Ave #1000
 Chicago, IL 60605-2163
 tel 312-427-7240

BEVERLY BRANCH LIBRARY
 CHICAGO, IL

ADDENDUM NO. 4

11/16/07
 proj. no. 6175

C.SK-005



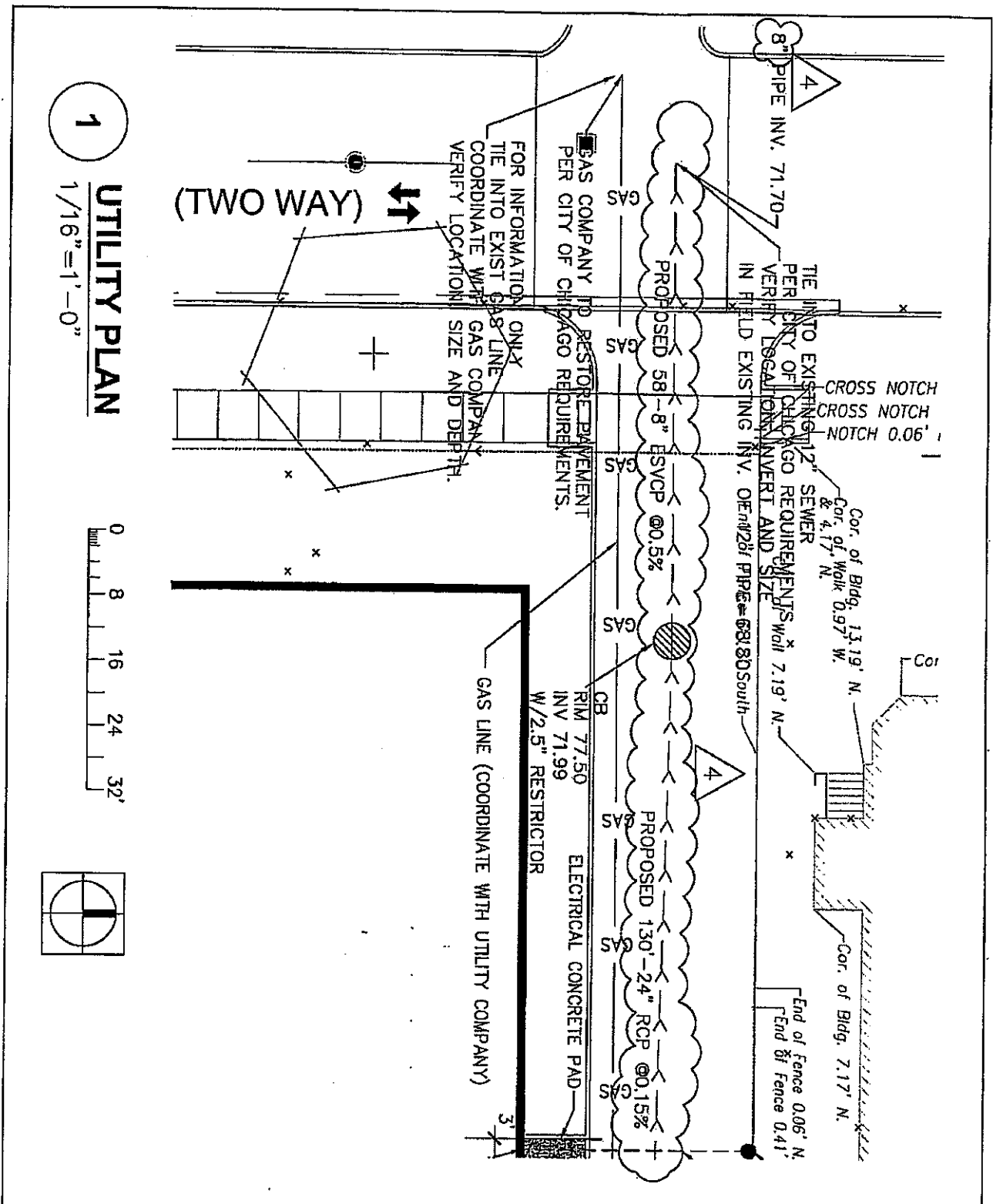
12 CLEAN OUT DETAIL
NOT TO SCALE

4

SITE DESIGN GROUP
888 South Michigan Ave #1000
Chicago, IL 60605-2163
tel 312-427-7240

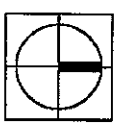
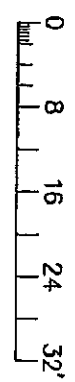
BEVERLY BRANCH LIBRARY
CHICAGO, IL
ADDENDUM NO. 4

11/16/07
proj. no. 6175
C.SK-006



1

UTILITY PLAN
1/16"=1'-0"



SITE DESIGN GROUP
888 South Michigan Ave #1000
Chicago, IL 60605-2163
tel 312-427-7240

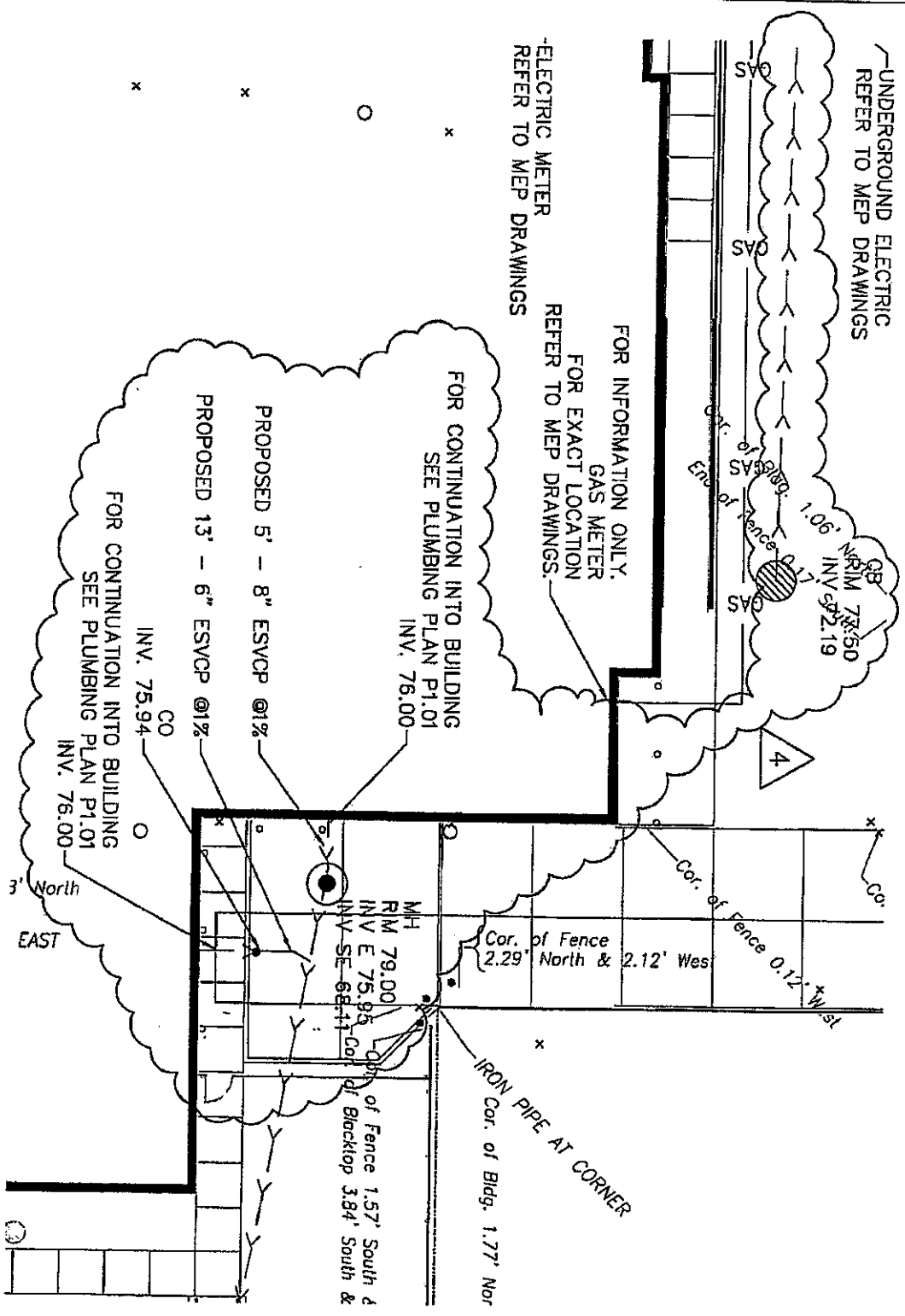
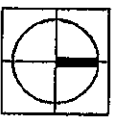
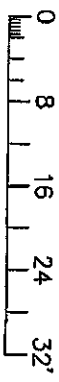
BEVERLY BRANCH LIBRARY
CHICAGO, IL
ADDENDUM NO. 4

11/16/07
proj. no. 6175
C.SK-007

1

UTILITY PLAN

1/16" = 1'-0"

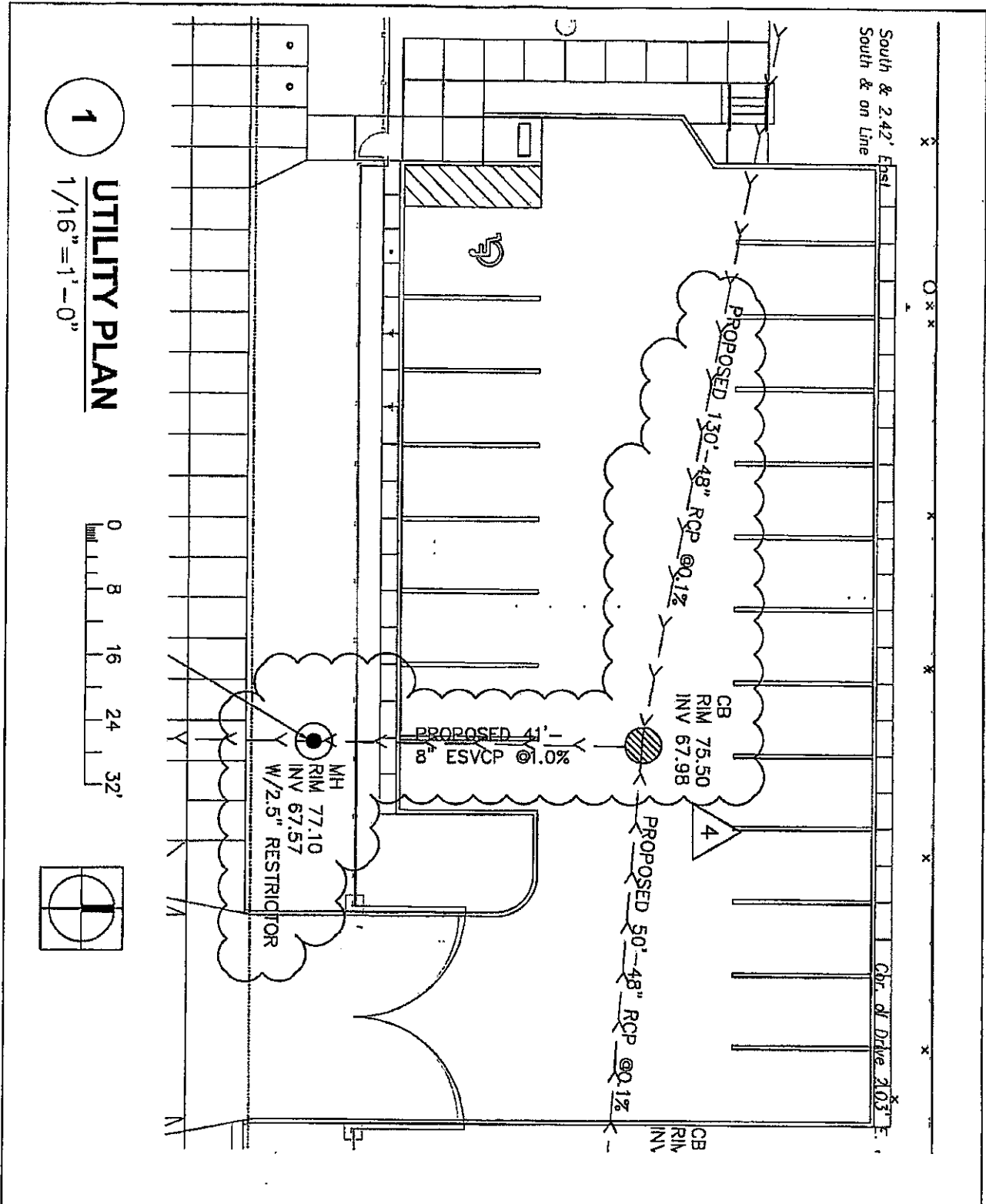


SITE DESIGN GROUP
888 South Michigan Ave #1000
Chicago, IL 60605-2163
tel 312-427-7240

BEVERLY BRANCH LIBRARY
CHICAGO, IL
ADDENDUM NO. 4

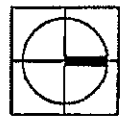
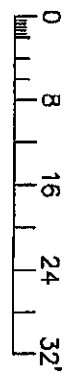
11/16/07
proj. no. 6175

C.SK-008



1

UTILITY PLAN
1/16" = 1'-0"

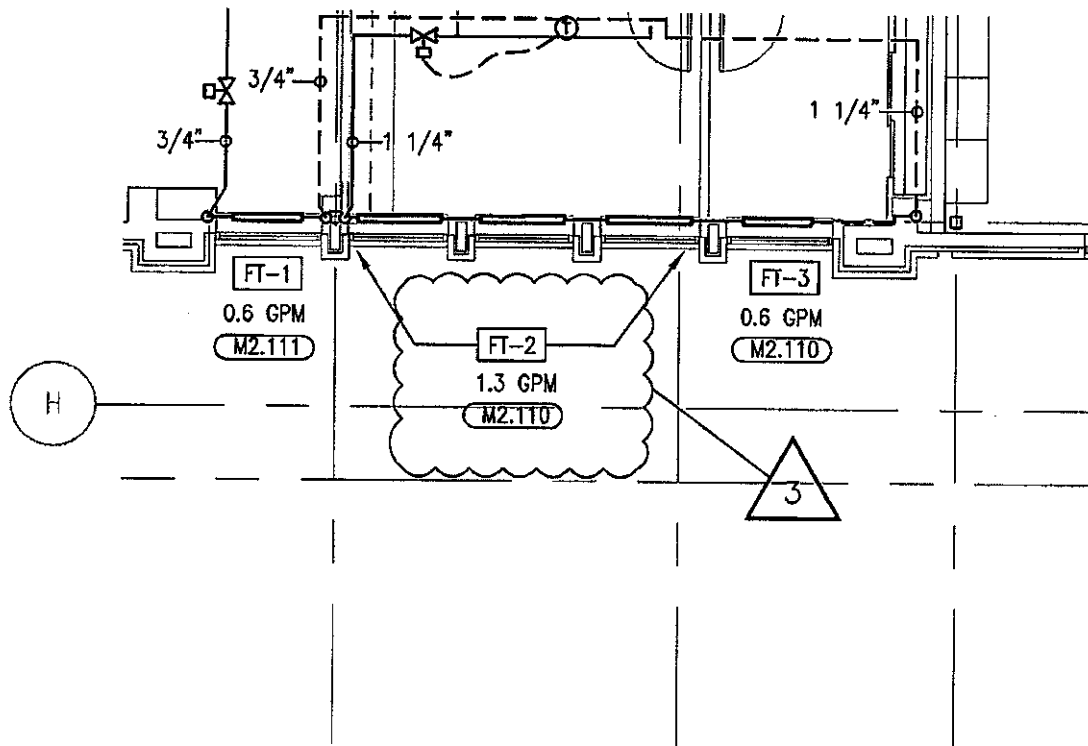


SITE DESIGN GROUP
888 South Michigan Ave #1000
Chicago, IL 60605-2163
tel 312-427-7240

BEVERLY BRANCH LIBRARY
CHICAGO, IL
ADDENDUM NO. 4

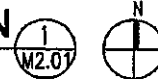
11/16/07
proj. no. 6175

C.SK-009



PARTIAL FIRST FLOOR HVAC PIPING PLAN

SCALE: 1/8" = 1'-0"




ADDENDUM No. 4
REFER TO M2.01

HYDRO -THERMO -POWER INC. <small>225 N. Michigan Ave, CHICAGO, IL 60601 Tel.(312) 641-5164 Fax.(312) 641-5165</small>	<small>CONSULTING ENGINEERS</small>	SCALE: AS NOTED	<i>Beverly Branch Library</i>	DWG #:
		DATE: 11.16.07	TITLE:	MSK2.01
		DRAWN: LL	FIRST FLR HVAC PIPING PLAN	

EXTERIOR POLE LIGHTING FIXTURE SCHEDULE

3

TAG	MANUFACTURER	DESCRIPTION	DIAGRAM
S1	G.E. # DSMT 17MOA1GFWCBL/ASSA15D411BL QUALITY #SJ-20-FMH-175-BK-208-CWB-FDD-HSS/16 FT SQ. STEEL POLE (1) 175W MH FORWARD THROUGH TYPE DISTRIBUTION SHOE BOX TYPE LUMINAIRE WITH CUT-OFF SHIELDS	EXTERIOR ARCHITECTURAL LIGHTING FIXTURE WITH IES FORWARD THROUGH TYPE DISTRIBUTION UNLESS NOTED OTHERWISE 1 HEAD PER POLE, SILVER COLOR FINISH (UL) WET LABEL HIGH POWER FACTOR CONSTANT WATTAGE AUTOTRANSFORMER BALLAST	
S2	NOT USED		

ADDENDUM NO. 4
REFER TO E4.01

<p>HYDRO -THERMO -POWER INC.</p> <p>CONSULTING ENGINEERS</p> <p>225 N. Michigan Ave. CHICAGO, IL 60601 Tel.(312) 641-6164 Fax.(312) 641-6165</p>	SCALE: NONE	Beverly Branch Library	DWG #:	
	DATE: 11.16.07	TITLE: LIGHTING FIXTURE SCHDL.		ESK4.01-1
	DRAWN: BB			

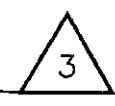
L LAYATORY (COUNTER TOP) ADA

1 ONE PIECE MOLDED COUNTERTOP WITH INTEGRAL BOWL WITH OVERFLOW WITH 4" FAUCET CENTERS - SEE ARCHITECTURAL DWGS. SLOAN OPTIMA PLUS EBF-650 ELECTRONIC VALVE WITH AC TRANSFORMER, TEMPERATURE MIXING VALVE, OPEN GRID STRAINER, CAST BRASS P-TRAP WITH CLEANOUT, 3/8" POLISHED CHROME SUPPLIES WITH ANGLE VALVES. INSTALL TRUEBRO LAY-GUARD. 1/2 GPM FLOW



L LAYATORY (WALL MOUNTED) ADA

2 AMERICAN STANDARD MODEL NO. 0194.076 "ROXALYN" VITREOUS CHINA WALL MOUNTED LAYATORY. FRONT OVERFLOW & CONCEALED ARM SUPPORT. SLOAN OPTIMA PLUS EBF-650 ELECTRONIC VALVE WITH AC TRANSFORMER, TEMPERATURE MIXING VALVE, OPEN GRID STRAINER, CAST BRASS P-TRAP WITH CLEANOUT, (MOUNT COUNTER TOP AT 34" FROM FINISHED FLOOR. INSTALL TRUEBRO LAY-GUARD. 1/2 GPM FLOW.



PARTIAL EQUIPMENT SCHEDULES PLAN

NONE



ADDENDUM No. 4
REFER TO P0.01

HYDRO -THERMO -POWER INC. <small>225 N. Michigan Ave. CHICAGO, IL 60601 Tel.(312) 641-6164 Fax.(312) 641-6165</small>	<small>CONSULTING ENGINEERS</small>	SCALE: AS NOTED	<i>Beverly Branch Library</i>	DWG #:
		DATE: 11.16.07	TITLE:	PSK0.01
		DRAWN: LL	EQUIPMENT SCHEDULES	

PUBLIC BUILDING COMMISSION OF CHICAGO

**ADDENDUM NO. 5 TO CONTRACT NO. 1459
FOR**

**Beverly Branch Library
1962 West 95th Street
For
New Construction**

BY: Public Building Commission of Chicago
50 West Washington, Room 200
Chicago, IL 60602

DATE: December 13, 2007

NOTICE OF CHANGES IN CONTRACT DOCUMENTS

The following changes are hereby made in the Contract Documents.

CHANGES IN BOOK 1- PROJECT INFORMATION, INSTRUCTIONS, AND EXECUTION DOCUMENTS

- Change 1:** Reschedule bid opening date and time:
Wednesday, December 19, 2007 at 2:00 PM.
- Change 2:** Additional Technical Review – Existing Soil Conditions – Monday
December 17, 2007 at 2:00PM in Room 200, Richard J. Daley Center, 50
West Washington Street, Chicago, IL 60602
- Change 3:** Book 1 Section II, page 13 delete in its entirety the Bid Form and
replace with the attached revised page 13
- Change 4:** Book 1 Insert new Exhibit No.2 “Beverly Branch Library – Allowance
Schedule”

ITEMS FOR CHANGES—SPECIFICATIONS, BOOK 3—VOLUME 2

- Change 1:** Table of Contents.
“Add Section 02316-Soil Management and Handling 02316-1-10”.
- Change 2:** Section 02200 – Earthwork - Remove existing section and replace with new one
enclosed “Specification Section 02200 – Earthwork –02200 -1-15.
- Change 3:** Section 02210 – Trenching & Backfilling - Remove existing section and replace
with new one enclosed “Specification Section 02210 – Trenching & Backfilling –
02210 -1-5.
- Change 4:** Section 02316 - Soil Management and Handling – Insert new enclosed
“Specification Section 02316 – Soil Management and Handling –02316 -1-10.

Mayor Richard M. Daley, Chairman

Montel Gayles, Executive Director

PUBLIC BUILDING COMMISSION OF CHICAGO

- Change 5:** Section 02514 – Concrete Paving – Part 2.1 Materials - A. Portland Cement
Use regular “gray” concrete in lieu of “white” concrete.
- Change 6:** Section 10850-Metal Shelving, 2.1 Manufacturers Add – “Bradford Systems”.
Contact: Jennifer Turek. 8700 Waukegan Road / 100, Morton Grove, IL 60053.
847.965.5070

ITEMS FOR CHANGES—ARCHITECTURAL SCOPE

- Change 1:** Sheet A0.01. Drawing Index Add – “SC-1 Soil Condition Plan”
- Change 2:** Sheet A0.02, Detail 2. Demo work has been added for water service and catch basin. See ASK-003
- Change 3:** Sheet A2.01, A2.07
Room 117A Telecomm – Change north east and west to be 1 Hour construction in lieu of 2 hours on plan. Wall types remain the same.
- Change 4:** Sheet A2.01, A2.07-Detail 1, 2.
The north wall of Lobby 101 and 102 is to be revised 1 hour construction. See ASK- 004 enclosed.
- Change 5:** Sheet A4.02, Detail 3.
In note for beam fireproofing, remove UL P900 and insert P732.
- Change 6:** Sheet A7.01, Door Schedule
Change doors 105A, 105B, 109, 110 and 111 to be “C” label.

ITEMS FOR CHANGE – ELECTRICAL SCOPE:

- Change 1:** E2.05 includes an equipment schedule for security, see ESK-2.05

ITEMS FOR CHANGE—CIVIL SCOPE

- Change 1:** C-1.01A -The existing elevation of the site will be approximately 1'-0” lower than the existing elevations currently shown, except for the area within the Right-of Way of the existing alley.
C-1.01B - There will be no changes to the existing elevations as shown on this sheet.
- Change 2:** C1.06 Detail 7 now makes reference to detail 14:A1.02

QUESTIONS AND ANSWERS

Questions 1- 9 pertain to the metal shelving system

Question No. 1: Please clarify the type of friction tape to be used.

Answer No 1: Provide friction tape as manufactured by Gaylord - Bookcraft Series, or 3M Company. Color to be approved by architect.

Mayor Richard M. Daley, Chairman

Montel Gayles, Executive Director

PUBLIC BUILDING COMMISSION OF CHICAGO

- Question No. 2: Sheet A8.03 –Elevation S5B – There is not enough room for a slide out posting shelf as called for in the specifications
- Answer No. 2: Slide-out shelves are not shown on Sheet A8.03 –Elevation S5B. Specification 10850 – Part 2.4 Metal Library Shelving -Product code SRS - sliding shelves shall be located through out the facility per the Director of Library Systems.
- Question No. 3: Sheet A8.03 –Elevation S5/S5A - There is not enough room for a slide out reference shelf as called for in the specifications. Also the hinged newspaper display shelves with split plexiglas covers are only available in 36" (W) sections not 24" (W).
- Answer No. 3: Slide-out shelves are not shown on Sheet A8.03 –Elevation S5/S5A Specification 10850 – Part 2.4 Metal Library Shelving -Product code SRS - sliding shelves shall be located through out the facility per the Director of Library Systems. For the 24" (W) sections the plexiglas will have to be cut to fit these applications.
- Question No. 4: Sheet A8.03 –Elevation S9/S9A There is not enough room for a slide out posting/reference shelf as called for in the specifications
- Answer No. 4: Slide-out shelves are not shown on Sheet A8.03 –Elevation S9/S9A. Specification 10850 – Part 2.4 Metal Library Shelving -Product code SRS - sliding shelves shall be located through out the facility per the Director of Library Systems.
- Question No. 5: Sheet A8.03 –Elevation S11/S11A There is not enough room for a slide out posting/reference shelf as called for in the specifications
- Answer No. 5: Slide-out shelves are not shown on Sheet A8.03 –Elevation S11/S11A. Specification 10850 – Part 2.4 Metal Library Shelving -Product code SRS - sliding shelves shall be located through out the facility per the Director of Library Systems
- Question No. 6: Sheet A8.03 –Elevation S12 – The front elevation calls for 5 shelf levels, the side elevation drawing shows 6 shelf levels, and the specification calls for 7 shelf levels. Which is correct?
- Answer 6: The side elevation is correct. There should be a total of 6 shelves.
- Question No. 7: Sheet A8.03 –Elevation S13, but no S13 shown on sheet A2.05 or in the specifications.
- Answer No 7: Delete elevation S13

Mayor Richard M. Daley, Chairman

Montel Gayles, Executive Director

PUBLIC BUILDING COMMISSION OF CHICAGO

Question No. 8: Sheet A8.03 –Elevation S15 – We found 3 ranges consisting of 10 units, not the 14 called for in the specifications.

Answer No. 8: 17 total units are needed for S-15. The breakdown is as follows:
(7) room 117, (6) room 133, (3) room 134 & (1) room 138. The S-15 units in rooms 117 and 138 should be 18" deep. The S-15 units in rooms 133 and 134 should be 24" deep.

Question No. 9: Sheet A8.03 –Elevation S9 – Shows a 78" high shelving unit with 6 levels of fixed periodical display. This configuration will only accommodate 4 levels of shelving. Please clarify.

Answer No. 9: Change the periodical S-9 elevation on sheet A8.03 to read as S-11. This configuration will accommodate 4 levels of shelving.

Question No.10: Please provide selected color for the solid surface and linoleum tops specified for the Circulation Area 118. According to the manufacture, these products are bid by color group and there is a large variation in the price between colors.

Answer No.10: Refer to A7.03 – Material/Finish Key
Solid surface color is to be: S0-1 Vela Brown Zodiac Quartz
Linoleum color to be: L-5 Marmoleum Dual # 713 Calico

Question No 11: The following was shown on addendum 1 under ITEMS FOR CHANGE--
PLUMBING SCOPE : Change "cast iron" to "ductile iron" pipe for all underground 2" water piping. My question is: is there any underground water pipe 2" or larger? There doesn't appear to be.

Answer No 11: All underground is to be Ductile and the sizes of all pipes are shown on the plans.

Question No 12: Is it okay to protect the entire plumbing system with only one Back Flow Preventer?

Answer No 12: There are two separate water taps; two separate backflow preventers are required.

Question No 13: Can you tell me how many electrical connections we are going to have for the window shades motors located up high in the reading area 123, is it one per side or one per window?

Answer No 13: Coordinate with sheets A2.02 & A2.03 along with the circuits shown on sheet E6.01.

Question No 14: We have one more question concerning the outside electrical work on the Beverly Library. One note on drawing page E1.01 says to "PROVIDE CONCRETE ENCASEMENT FOR ALL EXTERIOR CONDUITS" and on the same page there is a note to ".PROVIDE CONCRETE ENCASEMENT UNDER TRAFFIC BEARING SURFACES." Which note prevails?

Mayor Richard M. Daley, Chairman

Montel Gayles, Executive Director

PUBLIC BUILDING COMMISSION OF CHICAGO

Answer No 14: The statement on drawing E1.01, which prevails, is "PROVIDE CONCRETE ENCASEMENT UNDER TRAFFIC BEARING SURFACES."

Question No 15: In Section 10100, Claridge had decided not to bid on the project. Is Polyvision an acceptable manufacturer?

Answer No 15: Section 10100 Miscellaneous Specialties – Part 2.1 Manufacturers- lists the acceptable manufacturers. Polyvision is not listed.

Question No 16: For Section 12510, where is the location of the manual and motorized shades indicated on the drawings?

Answer No. 16: Refer to sheet A2.02, "AS" identifies Auto Shades and sheet A2.03, "MS" identifies Manual Shades

Question No. 17: (1) The aluminum storefront specifications lists "TUBELITE as an acceptable manufacturer, can we use them for the aluminum operating windows as well?
(2) Also, can you please clarify if the immediate frames surrounding the ELLISON BRONZE doors are provided by them or if the GC will need to provide the frames for them to install their doors in?

Answer No. 17: (1) Section 08520 Aluminum Windows – Part 2.1 Manufacturers- lists the acceptable manufacturers for the aluminum windows. TUBELITE is not listed.
(2) The GC is to provide the framing for the doors.

Question No. 18: We have additional questions that have been brought to our attention Concerning the Site work Concrete.

(1) Under Part 2 - Products, 2.1 Materials, sub-paragraph A. Portland Cement, in part states ".Color to be white." and sub-paragraph N, Item 1 requires "High albumen, white pigment". Is this white pigment required for all sidewalks, curbs, the alley, the parking lot and the Reading Garden? Please list the areas to receive the white pigment.

(2) Bomanite is required by the Specifications although is not called for anywhere on the drawings. Please identify the areas on the site that require Bomanite.

(3) The Concrete Paving section of the Specifications requires a Mock-Up sample panel of the sidewalk. Is it possible for the contractor to install this panel in the actual design location and if the panel is approved by the Architect, allow the panel to remain as part of the contract installation?

Answer No. 18: (1) Refer to Addendum No. 5 ITEMS FOR CHANGES SPECIFICATIONS BOOK 3—VOLUME 2 –Change No. 5.
(2) Main building entry and Reading Garden have colored concrete.
(3) No

Mayor Richard M. Daley, Chairman

Montel Gayles, Executive Director

PUBLIC BUILDING COMMISSION OF CHICAGO

Addendum No.5 Attached Documents

Book 1

1. Revised Bid Form
2. Exhibit No. 2 Allowance Schedule

Specifications

1. Specification Section 02200 – Earthwork – 16720 -1-15
2. Specification Section 02210 – Trenching & Backfilling – 16720 -1-5
3. Specification Section 02310 – Soil Management and Handling – 16720 -1-10

Drawings

1. ASK-003 – Reference Sheet A0.02
2. ASK-004 – Reference Sheet A2.07
3. ESK2.05 – Electrical Security Plan
4. SC-1 Soil Condition Plan

END OF ADDENDUM NO.5

Mayor Richard M. Daley, Chairman

Montel Gayles, Executive Director

PUBLIC BUILDING COMMISSION OF CHICAGO
Contract No. 1459

General Construction Work		\$
Allowance		\$ 96,100.00
Commission's Contingency Fund		\$250,000.00
TOTAL BASE BID		\$

AWARD CRITERIA FIGURE (See Line 15 of Award Criteria Formula):

(\$ _____)

SURETY: Please specify full legal name and address of Surety:

PUBLIC BUILDING COMMISSION OF CHICAGO
Contract No. 1459

EXHIBIT NO. 2

**Beverly Branch Library
Allowance Schedule**

Item #	Description	Units	Unit Price
1	Transport, and Dispose of Non-Hazardous Special Waste and arsenic impacted soil.	TON	\$45.00
2	Excavate, load, and dispose of foundation remnants - Discovered Conditions	CY	\$30.00
3	Excavate and Transport and dispose of unsuitable clean soil excavated above contract requirement - Discovered Conditions	CY	\$45.00
4	Transport and dispose of non-hazardous special waste contaminated water - Discovered Conditions	Gallon	\$0.80
5	Place and compact on site structural fill above contract requirements - Discovered Conditions	CY	\$8.00
6	Furnish, place and compact CA-6 stone above contract requirements - Discovered Conditions	CY	\$26.00
	Total Allowance		\$96,100.00

Notes:

1. All work associated with the above Allowance Schedule shall be approved in writing by the Authorized Commission Representative prior to proceeding.
2. Additional/Excavation means excavation deeper than one (1) foot below sub grade elevations provided in the plans and specifications due to the presence of unsuitable soil materials as determined by the Authorized Commission Representative.
3. Additional/Excavation and replacement material will be paid for in accordance with the above Allowance Schedule.
4. The Unit Prices in this Allowance Schedule include all overhead and profit.
5. All unused portions of the Allowance Funds must be returned to the Commission in the form of a deductive change order prior to Final Completion and acceptance of the work.

EARTHWORK
SECTION 02200

PART 1- GENERAL

1.1 SUMMARY

- A. General – Work under this Section is subject to the requirements of the Contract Documents, including the General Conditions and the "Report of Subsurface Exploration and Geotechnical Analysis", prepared by GSG Consultants, Inc., dated March 7, 2007 (Garden Site) and June 2007 (Library Site) referenced in Section 02999 Geotechnical Analysis.
- B. This Section includes all excavation and earthwork for site improvements, buildings, and related utilities indicated on the drawings and specified, including but not limited to the following:
1. General machine or hand excavating and backfilling; compacting and grading; sheeting, shoring and bracing; stone fill under sidewalk and stone fill under concrete slabs in building on grade and related items as required for and incidental to the completion of the work.
 2. Excavating, filling and backfilling shall include, but is not necessarily limited to the following:
 - a) Excavating for footings and foundations walls, and stockpiling of excavated material that may be approved for use as backfill and grading.
 - b) Removal and disposal of all unsuitable material encountered within the limits of the excavation for the proposed footings, foundations, walkways, and pavements.
 - c) Place engineered backfill and compact to achieve minimum bearing capacity as indicated in the Geotechnical Engineering Report and Contract Documents.
 - d) Provide, place and compact to required grade approved backfill material obtained from excavation or from off-site as indicated in the Geotechnical Engineering Report and Contract Documents.
 - e) Top of compacted sub-grade shall allow for the placement of paving, plus the compacted stone base or other type granular, base as shown or specified.
 - f) Removal of existing surface material to sub-grade shall allow for the placement of plant materials, shrubs and trees, plus black earth and topsoil for landscaped areas.
 - g) Removal of all subsurface obstructions as required to perform excavating, backfilling and grading work, except utilities which will be removed or relocated as hereinafter specified. Particular care shall be exercised to avoid active utility lines.
 - h) Testing of density and compaction of existing material in paved areas, and removal of existing material below subgrade where existing material cannot be sufficiently compacted to provide a subbase with adequate bearing capacity and stability for proposed paving and other improvements.

C. Related Work -- specified in the following Sections:

1. Section 02110 -- "Site Clearing".
2. Section 02210—"Trenching & Backfilling"
3. Section 02215 --"Topsoil".
4. Section 02316—"Soil Management & Handling".
5. Section 02514 -- "Concrete Paving".
6. Section 02700 -- "Sewage and Drainage".
7. Section 02900 -- "Landscape".
8. Section 02920 -- "Sod".
9. Section 02999 -- "Geotechnical Analysis".
10. Section 03300 -- "Cast-in-place Concrete".
11. Excavating and backfilling as required for plumbing, heating and electrical work installed underground, including conduit, sewers, footing drains, manholes, catch basins and other below grade structures specified in other sections.

1.2 RELATED DOCUMENTS

- A. Drawings and general provisions of the Contract, including General and Supplementary Conditions and Division 1 Specification Sections, apply to this Section.

1.3 DEFINITIONS

- A. Backfill: Soil materials used to fill an excavation.
1. Initial Backfill: Backfill placed beside and over pipe in a trench, including haunches to support sides of pipe.
 2. Final Backfill: Backfill placed over initial backfill to fill a trench.
- B. Base Course: Layer placed between the subbase course and asphalt paving.
- C. Bedding Course: Layer placed over the excavated subgrade in a trench before laying pipe.
- D. Borrow: Satisfactory soil imported from off-site for use as fill or backfill.
- E. Drainage Course: Layer supporting slab-on-grade used to minimize capillary flow of pore water.
- F. Excavation: Removal of material encountered above subgrade elevations.
1. Additional Excavation: Excavation deeper than one (1) foot below subgrade elevations as directed by Architect. Additional excavation and replacement material will be paid for according to Contract provisions for allowances.

2. Bulk Excavation: Excavations more than 10 feet (3 m) in width and pits more than 30 feet (9 m) in either length or width.
 3. Unauthorized Excavation: Excavation below subgrade elevations or beyond indicated dimensions without direction by Architect. Unauthorized excavation, as well as remedial work directed by Architect, shall be performed without additional compensation.
- G. Fill: Soil materials used to raise existing grades.
- H. Structures: Buildings, footings, foundations, retaining walls, slabs, tanks, curbs, mechanical and electrical appurtenances, or other man-made stationary features constructed above or below the ground surface.
- I. Subbase Course: Layer placed between the subgrade and base course for asphalt paving, or layer placed between the subgrade and a concrete pavement or walk.
- J. Subgrade: Surface or elevation remaining after completing excavation, or top surface of a fill or backfill immediately below subbase, drainage fill, or topsoil materials.
- K. Utilities include on-site pipes, conduits, ducts, and cables, as well as underground services within buildings.

1.4 LEED Submittals:

- A. The Contractor shall submit documentation highlighting recycled content material. Include the percentage of post-consumer and post-industrial content of all recycled materials and the costs of all materials used. The Contractor shall submit documentation of the origin of all recycled material.
- B. The Contractor shall provide documentation highlighting locally manufactured material (within 500 miles of the project). Include the location of the material manufacturer, the distance from the manufacturer to the project site, and the cost of materials.

1.5 SUBMITTALS

- A. Product Data: For the following:
 1. Each type of plastic warning tape.
 2. Drainage fabric.
 3. Separation fabric.
- B. Samples: For the following:
 1. 20-lb (14-kg) samples, sealed in airtight containers, of each proposed soil material from on-site or borrow sources.
 2. 12-by-12-inch (300-by-300-mm) sample of drainage fabric.
 3. 12-by-12-inch (300-by-300-mm) sample of separation fabric.
- C. Material Test Reports: From a qualified testing agency indicating and interpreting test results for compliance of the following with requirements indicated:
 1. Classification according to ASTM D 2487 of each on-site or borrow soil material proposed for fill and backfill.

2. Laboratory compaction curve according to ASTM D 698 for each on-site or borrow soil material proposed for fill and backfill.
3. Laboratory compaction curve according to ASTM D 1557 for each on-site or borrow soil material proposed for fill and backfill.
4. Test "Granular Bedding and Backfill" materials for graduation prior to use. Do not use site materials for bedding unless otherwise indicated. When Contractor-provided material is to be used, test at least one sample for each material source.
5. Test "Granular Bedding and Backfill" materials for maximum compacted density and optimum moisture content in accordance with ASTM D1557.

1.6 PROJECT CONDITIONS

- A. Existing Utilities: Do not interrupt utilities serving facilities occupied by Owner or others unless permitted in writing by Authorized Commission Representative and then only after arranging to provide temporary utility services according to requirements indicated:
 1. Notify Authorized Commission Representative not less than seven days in advance of proposed utility interruptions.
 2. Do not proceed with utility interruptions without Authorized Commission Representative written permission.
 3. Contact utility-locator service for area where Project is located before excavating.
 4. Demolish and completely remove from site existing underground utilities indicated to be removed. Coordinate with utility companies to shut off services if lines are active.

1.7 INSPECTIONS & TESTS

- A. All earthwork inspection and tests specified herein, or deemed required by the Architect, will be conducted by a testing laboratory employed by the Owner. These tests shall include analysis and determination of the quality of the earth strata at required excavation elevations, sub-grade compaction, backfilling and compaction operations, and such as indicated or required.
- B. The contractor shall give notice, to the Architect, of each operation at least two (2) working days in advance to allow ample time for the Architect and the testing laboratory to observe inspections.
- C. Maximum density and optimum moisture content of soils and aggregates shall be determined in accordance with ASTM 1557, and/or ASTM 1556.
- D. Testing required because of changes in materials, methods, faulty workmanship or work failing to meet the contract requirements, shall be at the Contractor's expense.

1.8 SPECIAL REQUIREMENTS

- A. Job Conditions--
 1. Site Conditions - The Contractor shall visit the site before bidding and shall examine, to his satisfaction, the soil, its condition and characteristics, traffic and means of access and any other features which may affect or influence the cost of the work.
 2. Bench Marks - The Contractor shall use established bench marks and other reference points. He shall replace same if they are destroyed or disturbed in any manner, due to his operations.

3. Utilities - The Contractor shall make all necessary arrangements and provide all services required to protect existing utility lines in the way of new work and all other items of this character. He shall assume all responsibility for coordinating his work with the utilities involved.
 4. Soil Boring - Subsurface soil investigations have been made and subsequent findings are shown in the Contract Documents. Data is for general information for the Contractor only. The Owner will not assume responsibility for variations of subsoil quality or related conditions characteristic to the site. Additional testing may be made by a testing laboratory employed by the Contractor at his own expense.
 5. The Contractor shall consult all public and private utility company records, City of Chicago records, etc., to fully inform himself of the location and extent of all utilities, and existing foundation walls, basements and/or tunnels of adjacent buildings.
 6. Locations selected for collection of recyclable materials, debris and/or storage of equipment or material shall not interfere with normal conduct of erecting the new building on the site.
 7. Geotechnical Report: The Contractor shall be responsible for reviewing the geotechnical report included in the contract documents.
- B. The Contractor shall be responsible for and shall protect existing buildings and structures on adjoining properties and public thoroughfares from damage due to his operations. The Contractor shall provide all temporary barricades, lights and other protective and security devices necessary to fulfill the intent of the Work, including requirements of all Federal State or Municipal laws or ordinances, and maintain same for the full period of this operation, removing same when directed or no longer required. Excavations shall be protected at all times and maintained in good order until backfill is in place.
- C. If soil sample analytical results identify several chemicals exceeding regulatory levels, contractor must prepare and file a Health and Safety Plan (HASP) for construction workers on site, with the Commission. Material removed from the site, which exceeds regulatory requirements, will be handled as special waste. All special waste will be disposed of at licensed, subtitled landfills and the contractor will provide certification of such.

PART 2 - PRODUCTS

2.1 SOIL MATERIALS

- A. General: Provide borrow soil materials when sufficient satisfactory soil materials are not available from excavations.
- B. Satisfactory Soils: ASTM D 2487 soil classification groups GW, GP, GM, SW, SP, and SM, or a combination of these group symbols; free of rock or gravel larger than 3 inches (75 mm) in any dimension, debris, waste, frozen materials, vegetation, and other deleterious matter.
- C. Unsatisfactory Soils: ASTM D 2487 soil classification groups GC, SC, ML, MH, CL, CH, OL, OH, and PT, or a combination of these group symbols.
 1. Unsatisfactory soils also include satisfactory soils not maintained within 2 percent of optimum moisture content at time of compaction.
- D. Backfill and Fill: Satisfactory soil materials.

- E. Subbase: Naturally or artificially graded mixture of natural or crushed gravel, crushed stone, and natural or crushed sand; ASTM D 2940; with at least 90 percent passing a 1-1/2-inch (38-mm) sieve and not more than 12 percent passing a No. 200 (0.075-mm) sieve.
- F. Base: Naturally or artificially graded mixture of natural or crushed gravel, crushed stone, and natural or crushed sand; ASTM D 2940; with at least 95 percent passing a 1-1/2-inch (38-mm) sieve and not more than 8 percent passing a No. 200 (0.075-mm) sieve.
- G. Engineered Fill: Naturally or artificially graded mixture of natural or crushed gravel, crushed stone, and natural or crushed sand; ASTM D 2940; with at least 90 percent passing a 1-1/2-inch (38-mm) sieve and not more than 12 percent passing a No. 200 (0.075-mm) sieve.
- H. Bedding: Naturally or artificially graded mixture of natural or crushed gravel, crushed stone, and natural or crushed sand; ASTM D 2940; except with 100 percent passing a 1-inch (25-mm) sieve and not more than 8 percent passing a No. 200 (0.075-mm) sieve.
- I. Drainage Fill: Washed, narrowly graded mixture of crushed stone, or crushed or uncrushed gravel; ASTM D 448; coarse-aggregate grading Size 57; with 100 percent passing a 1-1/2-inch (38-mm) sieve and 0 to 5 percent passing a No. 8 (2.36-mm) sieve.
- J. Filter Material: Narrowly graded mixture of natural or crushed gravel, or crushed stone and natural sand; ASTM D 448; coarse-aggregate grading Size 67; with 100 percent passing a 1-inch (25-mm) sieve and 0 to 5 percent passing a No. 4 (4.75-mm) sieve.
- K. Impervious Fill: Clayey gravel and sand mixture capable of compacting to a dense state as determined by the geotechnical engineer.

2.2 ACCESSORIES

- A. Detectable Warning Tape: Acid- and alkali-resistant polyethylene film warning tape manufactured for marking and identifying underground utilities, minimum 6 inches (150 mm) wide and 4 mils (0.1 mm) thick, continuously inscribed with a description of utility, with metallic core encased in a protective jacket for corrosion protection, detectable by metal detector when tape is buried up to 30 inches (750 mm) deep; colored as follows:
 - 1. Red: Electric.
 - 2. Yellow: Gas, oil, steam, and dangerous materials.
 - 3. Orange: Telephone and other communications.
 - 4. Blue: Water systems.
 - 5. Green: Sewer systems.
- B. Drainage Fabric: Nonwoven geotextile, specifically manufactured as a drainage geotextile; made from polyolefins, polyesters, or polyamides; and with the following minimum properties determined according to ASTM D 4759 and referenced standard test methods:
 - 1. Grab Tensile Strength: 110 lbf (490 N); ASTM D 4632.
 - 2. Tear Strength: 40 lbf (178 N); ASTM D 4533.
 - 3. Puncture Resistance: 50 lbf (222 N); ASTM D 4833.
 - 4. Water Flow Rate: 150 gpm per sq. ft. (100 L/s per sq. m); ASTM D 4491.
 - 5. Apparent Opening Size: No. 50 (0.3 mm); ASTM D 4751.
- C. Separation Fabric: Woven geotextile, specifically manufactured for use as a separation geotextile; made from polyolefins, polyesters, or polyamides; and with the following minimum properties determined according to ASTM D 4759 and referenced standard test methods:
 - 1. Grab Tensile Strength: 200 lbf (890 N); ASTM D 4632.

2. Tear Strength: 75 lbf (333 N); ASTM D 4533.
3. Puncture Resistance: 90 lbf (400 N); ASTM D 4833.
4. Water Flow Rate: 4 gpm per sq. ft. (2.7 L/s per sq. m); ASTM D 4491.
5. Apparent Opening Size: No. 30 (0.6 mm); ASTM D 4751.

PART 3 - EXECUTION

3.1 PREPARATION

- A. Protect structures, utilities, sidewalks, pavements, and other facilities from damage caused by settlement, lateral movement, undermining, washout, and other hazards created by earthwork operations.
- B. Protect subgrades and foundation soils against freezing temperatures or frost. Provide protective insulating materials as necessary.
- C. Provide erosion-control measures to prevent erosion or displacement of soils and discharge of soil-bearing water runoff or airborne dust to adjacent properties and walkways.

3.2 DRAINAGE & DEWATERING

- A. The Contractor shall provide and maintain any bilge pumps, suction and discharge lines, etc., and the power for running same, in sufficient number and capacity, to keep all excavations, free from standing water at all times, including such times as concrete placement operations are in progress. The equipment shall be maintained in good condition and operation, when so required, until excavations are backfilled.
- B. Any pumping discharge into City sewer system shall be either by way of an approved settling basin system or through adequate screening and filtering media prior to discharge into the sewer.
- C. Dewatering, if needed, shall be performed continuously, 24 hours per day, 7 days per week, once started. The Contractor is responsible for dewatering the site to a level one (1) foot below the required subgrade level for footings, floor slabs, sidewalks and pavements as part of the Contract Lump Sum Bid Price. If excavation is ordered by the Owner's Geotechnical Engineer to extend below the required subgrade level, the additional costs for dewatering to one (1) foot below the ordered excavation level shall be incidental to earth excavation.
- D. Prevent surface water and ground water from entering excavations, from ponding on prepared subgrades, and from flooding Project site and surrounding area.
- E. Protect subgrades from softening, undermining, washout, and damage by rain or water accumulation.
 1. Reroute surface water runoff away from excavated areas. Do not allow water to accumulate in excavations. Do not use excavated trenches as temporary drainage ditches.
 2. Install a dewatering system to keep subgrades dry and convey ground water away from excavations. Maintain until dewatering is no longer required.

3.3 EXPLOSIVES

- A. Explosives: Do not use explosives.

3.4 EXCAVATION, GENERAL

- A. **Unclassified Excavation:** Excavation to subgrade elevations regardless of the character of surface and subsurface conditions encountered, including rock, soil materials, and obstructions.
 - 1. If excavated materials intended for fill and backfill include unsatisfactory soil materials and rock, replace with satisfactory soil materials.
- B. Excavate for paved areas, removing all fill material down to the elevations indicated on the drawings or to suitable soil bearing strata. In all cases the work shall rest on soil or approved fill which is capable of supporting the required loads. To this end the Contractor shall consult the Owner's Geotechnical Engineer and obtain approval before removing excavating equipment.
- C. Excavation shall provide sufficient space to permit erection of forms, placing of work, removal of forms, etc. and shall be left open until concrete, and any other work has been inspected and approved by the Architect.
- D. The bottom of all excavations shall be properly leveled off. All loose materials shall be removed from excavations. All wood, timber and organic materials, that are exposed at the bottoms of all excavations shall be removed and local depressions backfilled and compacted.
- E. Material that is to be excavated is assumed to be earth and other materials that can be removed with a power shovel. If rock is encountered within the limits of excavation, the Contractor shall immediately notify the Architect and shall not proceed further until instructions are given and measurements made for the purpose of establishing volume of rock excavations. Rock is defined as any stone or boulder 1/2 cubic yards or larger in size and/or ledge rock that cannot be removed by power shovel or without the use of continuous drilling or by pneumatic hammers.
- F. Any excess or unauthorized excavations shall be backfilled with crushed stone and or approved material compacted, at no additional cost to the Owner.
- G. The contract documents indicate the required subgrade level for footings, floor slabs, sidewalks and pavements. If suitable bearing is not encountered at these levels, the Contractor shall remove all unsuitable soil to the depth specified by the Owner's Geotechnical Engineer and place compacted engineered fill to obtain the bearing capacity required. The cost for additional excavation and backfill shall be paid for in accordance with Section 02316.
- H. Operations shall be done in such manner as to avoid hazards to persons and property and interference with the use of adjacent areas or interruption of free passage to and from such areas. Care shall be taken to prevent the spread of dust and flying particles.
- I. Excavation and removal work shall be executed in a careful and orderly manner. Accumulation of rubbish will not be permitted.
- J. After work is started it shall be continued to completion at a rate that will allow the balance of the work to be completed within the time specified. If extra shifts are necessary beyond regular working hours the work shall proceed with a minimum of nuisance to surrounding properties.
- K. Use of dynamite or blasting on the site is not permitted.
- L. Metal track or cleat equipment shall not be operated over existing drives, sidewalks, curbs, and other facilities on the premises. Damage to such facilities, caused by the Contractor's equipment, shall be repaired by the Contractor, to the satisfaction of the Commission, at the Contractor's expense.

- M. Exact extent of excavation work to be done may not be fully indicated by accompanying Geotechnical Engineering Report and Drawings. Determine the nature and extent of excavations that will be necessary by comparing the Geotechnical Engineering Report and Drawings with the existing conditions at the site. It is expressly understood that this Contract includes all work of an excavation nature, except for utilities as herein before noted, that may be required or necessary to complete execution of excavating whether particularly referred to herein or not.
- N. Legally dispose of all excess excavated material and unacceptable backfill material at a licensed subtitled landfill.. Also, remove and dispose of all wood and organic fill exposed at required excavation elevations. All debris and rubbish shall be removed, and the site left in an acceptably clean condition.
- O. Excavation of Unpaved Areas or Areas Not Under Structures:
1. Remove and dispose of excavated materials legally to a licensed subtitled landfill. Contractor shall obtain and provide certifications and documentation.
 2. Backfill all excavated areas that will be unpaved or that will not be covered by building structures with certified clean, uncontaminated soil media (structural soil, topsoil, planting mixture, etc.), as specified in the specifications, to the required subgrade or finished grade level. Contractor shall provide documentation certifying the sources of clean soil materials.
- P. Excavation Under Pavements or Building Structures:
1. Contractor shall excavate under pavements or building structure to depths as shown on drawings, as indicated in specifications, and as required to meet engineering requirements.
 2. Contractor shall remove and dispose of excavated materials legally to a licensed subtitled landfill. Contractor shall obtain and provide certifications and documentation.
 3. Backfill under pavements or building structures with suitable engineered materials as shown on drawings and as specified in the specifications.

3.5 EXCAVATION FOR STRUCTURES

- A. Excavate to indicated elevations and dimensions within a tolerance of plus or minus 1 inch (25 mm). Extend excavations a sufficient distance from structures for placing and removing concrete formwork, for installing services and other construction, and for inspections.
1. Excavations for Footings and Foundations: Do not disturb bottom of excavation. Excavate by hand to final grade just before placing concrete reinforcement. Trim bottoms to required lines and grades to leave solid base to receive other work.
 2. Pile Foundations: Stop excavations from 6 to 12 inches (150 to 300 mm) above bottom of pile cap before piles are placed. After piles have been driven, remove loose and displaced material. Excavate to final grade, leaving solid base to receive concrete pile caps.
 3. Excavation for Underground Tanks, Basins, and Utility Structures: Excavate to elevations and dimensions indicated within a tolerance of plus or minus 1 inch (25 mm). Do not disturb bottom of excavations intended for bearing surface.

3.6 EXCAVATION FOR WALKS AND PAVEMENTS

- A. In accordance with Section 02316 excavate surfaces under walks and pavements to indicated cross sections, elevations, and grades as required.

3.7 EXCAVATION FOR UTILITY TRENCHES

- A. Excavate trenches to indicated gradients, lines, depths, and elevations.
1. Beyond building perimeter, excavate trenches to allow installation of top of pipe below frost line.
- B. Excavate trenches to uniform widths to provide a working clearance on each side of pipe or conduit. Excavate trench walls vertically from trench bottom to 12 inches (300 mm) higher than top of pipe or conduit, unless otherwise indicated.
1. Clearance: 12 inches (300 mm) on each side of pipe or conduit.
 2. Clearance: As indicated.
- C. Trench Bottoms: Excavate and shape trench bottoms to provide uniform bearing and support of pipes and conduit. Shape subgrade to provide continuous support for bells, joints, and barrels of pipes and for joints, fittings, and bodies of conduits. Remove projecting stones and sharp objects along trench subgrade.
1. For pipes and conduit less than 6 inches (150 mm) in nominal diameter and flat-bottomed, multiple-duct conduit units, hand-excavate trench bottoms and support pipe and conduit on an undisturbed subgrade.
 2. For pipes and conduit 6 inches (150 mm) or larger in nominal diameter, shape bottom of trench to support bottom 90 degrees of pipe circumference. Fill depressions with tamped sand backfill.
 3. Excavate trenches 6 inches (150 mm) deeper than elevation required in rock or other unyielding bearing material to allow for bedding course.
- D. Trench Bottoms: Excavate trenches a minimum of 4 inches (100 mm) deeper than bottom of pipe elevation to allow for bedding course. Hand excavate for bell of pipe or as indicated on drawings.
1. Excavate trenches 6 inches (150 mm) deeper than elevation required in rock or other unyielding bearing material to allow for bedding course.

3.8 APPROVAL OF SUBGRADE

- A. Notify Architect when excavations have reached required subgrade.
- B. If Architect determines that unsatisfactory soil is present, continue excavation and replace with compacted backfill or fill material as directed.
1. Additional excavation and replacement material will be paid for according to Section 02316.
- C. Proof roll subgrade with heavy pneumatic-tired equipment to identify soft pockets and areas of excess yielding. Do not proof roll wet or saturated subgrades.
- D. Reconstruct subgrades damaged by freezing temperatures, frost, rain, accumulated water, or construction activities, as directed by Architect.

3.9 UNAUTHORIZED EXCAVATION

- A. Fill unauthorized excavation under foundations or wall footings by extending bottom elevation of concrete foundation or footing to excavation bottom, without altering top elevation. Lean concrete fill may be used when approved by Architect.
 - 1. Fill unauthorized excavations under other construction or utility pipe as directed by Architect fill and compaction of unauthorized excavation will be at contractor's expense.

3.10 STORAGE OF SOIL MATERIALS

- A. Stockpile borrow materials and satisfactory excavated soil materials. Stockpile soil materials without intermixing. Place, grade, and shape stockpiles to drain surface water. Cover to prevent windblown dust.
 - 1. Stockpile soil materials away from edge of excavations. Do not store within drip line of remaining trees.

3.11 BACKFILL

- A. Place and compact backfill in excavations promptly, but not before completing the following:
 - 1. Construction below finish grade including, where applicable, dampproofing, waterproofing, and perimeter insulation.
 - 2. Surveying locations of underground utilities for record documents.
 - 3. Inspecting and testing underground utilities.
 - 4. Removing concrete formwork.
 - 5. Removing trash and debris.
 - 6. Removing temporary shoring and bracing, and sheeting.
 - 7. Installing permanent or temporary horizontal bracing on horizontally supported walls.

3.12 UTILITY TRENCH BACKFILL

- A. Place and compact bedding course on trench bottoms and where indicated. Shape bedding course to provide continuous support for bells, joints, and barrels of pipes and for joints, fittings, and bodies of conduits.
- B. Backfill trenches excavated under footings and within 18 inches (450 mm) of bottom of footings; shall be with of concrete to elevation of bottom of footings.
- C. Provide 4-inch- (100-mm-) thick, concrete-base slab support for piping or conduit less than 30 inches (750 mm) below surface of roadways. After installing and testing, completely encase piping or conduit in a minimum of 4 inches (100 mm) of concrete before backfilling or placing roadway subbase.
- D. Place and compact initial backfill of subbase material, free of particles larger than 1 inch (25 mm), to a height of 12 inches (300 mm) over the utility pipe or conduit.
 - 1. Carefully compact material under pipe haunches and bring backfill evenly up on both sides and along the full length of utility piping or conduit to avoid damage or displacement of utility system.
- E. Coordinate backfilling with utilities testing.
- F. Fill voids with approved backfill materials while shoring and bracing, and as sheeting is removed.
- G. Place and compact final backfill of satisfactory soil material to final subgrade.

- H. Install warning tape directly above utilities, 12 inches (300 mm) below finished grade, except 6 inches (150 mm) below subgrade under pavements and slabs.

3.13 FILL

- A. Preparation: Remove vegetation, topsoil, debris, unsatisfactory soil materials, obstructions, and deleterious materials from ground surface before placing fills.
- B. Plow, scarify, bench, or break up sloped surfaces steeper than 1 vertical to 4 horizontal so fill material will bond with existing material.
- C. Place and compact fill material in layers to required elevations as follows:
 - 1. Under grass and planted areas, use satisfactory soil material.
 - 2. Under walks and pavements, use satisfactory engineered material.
 - 3. Under steps and ramps, use engineered fill.
 - 4. Under building slabs, use engineered fill.
 - 5. Under footings and foundations, use engineered fill.

3.14 MOISTURE CONTROL

- A. Uniformly moisten or aerate subgrade and each subsequent fill or backfill layer before compaction to within 2 percent of optimum moisture content.
 - 1. Do not place backfill or fill material on surfaces that are muddy, frozen, or contain frost or ice.
 - 2. Remove and replace, or scarify and air-dry, otherwise satisfactory soil material that exceeds optimum moisture content by 2 percent and is too wet to compact to specified dry unit weight.

3.15 COMPACTION OF BACKFILLS AND FILLS

- A. Place backfill and fill materials in layers not more than 8 inches (200 mm) in loose depth for material compacted by heavy compaction equipment, and not more than 4 inches (100 mm) in loose depth for material compacted by hand-operated tampers.
- B. Place backfill and fill materials evenly on all sides of structures to required elevations, and uniformly along the full length of each structure.
- C. Compact soil to not less than the following percentages of maximum dry unit weight according to ASTM D 1557:
 - 1. Under structures, building slabs, steps, and pavements, scarify and recompact top 12 inches (300 mm) of existing subgrade and each layer of backfill or fill material at 95 percent.
 - 2. Under walkways, scarify and recompact top 6 inches (150 mm) below subgrade and compact each layer of backfill or fill material at 92 percent.
 - 3. Under lawn or unpaved areas, scarify and recompact top 6 inches (150 mm) below subgrade and compact each layer of backfill or fill material at 85 percent.

3.16 SHEETING, SHORING, AND BRACING

- A. Furnish and erect all shoring, sheeting, bracing and other similar work as necessary to retain the banks of excavation, to prevent cave-in and displacement of adjacent ground or structures, and to protect against all dangers to passerby and/or workmen.

- B. All shoring, sheeting, bracing, protection, jacks and cribbing shall conform to the requirements of the State of Illinois and OSHA regulations regarding the health and safety of site personnel and the public.
- C. Maintain protection and temporary construction in good condition and remove same when no longer needed as excavations are backfilled. Under no circumstances shall any timber work be built into any portion of the concrete work or buried in the excavation. Fill and compact all voids created by the removal of sheeting, shoring, bracing or other similar work as they are removed.
- D. The Contractor shall make good any damage resulting from failure of shoring, sheeting, bracing and other supports or the non-observance of these requirements.

3.17 PROOF ROLLING AND COMPACTION

- A. Any exterior slabs on grade and pavement areas, shall be inspected and approved by the Owner's Geotechnical Engineer. Any continuously yielding or unstable areas shall be locally excavated and backfilled as directed by the Owner's Geotechnical Engineer.

3.18 GRADING

- A. General: Uniformly grade areas to a smooth surface, free from irregular surface changes. Comply with compaction requirements and grade to cross sections, lines, and elevations indicated.
 - 1. Provide a smooth transition between adjacent existing grades and new grades.
 - 2. Cut out soft spots, fill low spots, and trim high spots to comply with required surface tolerances.
- B. Site Grading: Slope grades to direct water away from buildings and to prevent ponding. Finish subgrades to required elevations within the following tolerances:
 - 1. Lawn or Unpaved Areas: Plus or minus 1 inch (25 mm).
 - 2. Walks: Plus or minus 1 inch (25 mm).
 - 3. Pavements: Plus or minus 1/2 inch (13 mm).
- C. Grading inside Building Lines: Finish subgrade to a tolerance of 1/2 inch (13 mm) when tested with a 10-foot (3-m) straightedge.

3.19 SUBBASE AND BASE COURSES

- A. Install separation fabric on prepared subgrade according to manufacturer's written instructions, overlapping sides and ends.
- B. Under pavements and walks, place subbase course on separation fabric according to fabric manufacturer's written instructions and as follows:
- C. Under pavements and walks, place subbase course on prepared subgrade and as follows:
 - 1. Place base course material over subbase.
 - 2. Compact subbase and base courses at optimum moisture content to required grades, lines, cross sections, and thickness to not less than 95 percent of maximum dry unit weight according to ASTM D 1557.
 - 3. Shape subbase and base to required crown elevations and cross-slope grades.

4. When thickness of compacted subbase or base course is 6 inches (150 mm) or less, place materials in a single layer.
5. When thickness of compacted subbase or base course exceeds 6 inches (150 mm), place materials in equal layers, with no layer more than 6 inches (150 mm) thick or less than 3 inches (75 mm) thick when compacted.
6. Pavement Shoulders: Place shoulders along edges of subbase and base course to prevent lateral movement. Construct shoulders, at least 12 inches (300 mm) wide, of satisfactory soil materials and compact simultaneously with each subbase and base layer to not less than 95 percent of maximum dry unit weight according to ASTM D 1557.

3.20 DRAINAGE COURSE

- A. Under slabs-on-grade, install drainage fabric on prepared subgrade according to manufacturer's written instructions, overlapping sides and ends. Place drainage course on drainage fabric and as follows:
- B. Under slabs-on-grade, place drainage course on prepared subgrade and as follows:
 1. Compact drainage course to required cross sections and thickness to not less than 95 percent of maximum dry unit weight according to ASTM D 698.
 2. When compacted thickness of drainage course is 6 inches (150 mm) or less, place materials in a single layer.
 3. When compacted thickness of drainage course exceeds 6 inches (150 mm), place materials in equal layers, with no layer more than 6 inches (150 mm) thick or less than 3 inches (75 mm) thick when compacted.

3.20 FIELD QUALITY CONTROL

- A. Testing Agency: Owner will engage a qualified independent geotechnical engineering testing agency to perform field quality-control testing.
- B. Allow testing agency to inspect and test subgrades and each fill or backfill layer. Proceed with subsequent earthwork only after test results for previously completed work comply with requirements.
- C. Footing Subgrade: At footing subgrades, at least one test of each soil stratum will be performed to verify design bearing capacities. Subsequent verification and approval of other footing subgrades may be based on a visual comparison of subgrade with tested subgrade when approved by Architect.
- D. Testing agency will test compaction of soils in place according to ASTM D 1556, ASTM D 2167, ASTM D 2922, and ASTM D 2937, as applicable. Tests will be performed at the following locations and frequencies:
 1. Paved and Building Slab Areas: At subgrade and at each compacted fill and backfill layer, at least one test for every 2000 sq. ft. (186 sq. m) or less of paved area or building slab, but in no case fewer than three tests.
 2. Foundation Wall Backfill: At each compacted backfill layer, at least one test for each 100 feet (30 m) or less of wall length, but no fewer than two tests.
 3. Trench Backfill: At each compacted initial and final backfill layer, at least one test for each 150 feet (46 m) or less of trench length, but no fewer than two tests.

- E. When testing agency reports that subgrades, fills, or backfills have not achieved degree of compaction specified, scarify and moisten or aerate, or remove and replace soil to depth required; recompact and retest until specified compaction is obtained.

3.22 PROTECTION

- A. Protecting Graded Areas: Protect newly graded areas from traffic, freezing, and erosion. Keep free of trash and debris.
- B. Repair and reestablish grades to specified tolerances where completed or partially completed surfaces become eroded, rutted, settled, or where they lose compaction due to subsequent construction operations or weather conditions.
 - 1. Scarify or remove and replace soil material to depth as directed by the Geotechnical Engineer; reshape and recompact.
- C. Where settling occurs before Project correction period elapses, remove finished surfacing, backfill with additional soil material, compact, and reconstruct surfacing.
 - 1. Restore appearance, quality, and condition of finished surfacing to match adjacent work, and eliminate evidence of restoration to the greatest extent possible.

3.23 DISPOSAL OF SURPLUS AND WASTE MATERIALS

- A. Disposal: Remove surplus satisfactory soil and waste material, including unsatisfactory soil, trash, and debris, and legally dispose of it off Owner's property in a licensed subtitled land facility.
- B. Disposal: Transport surplus satisfactory soil to designated storage areas on Owner's property. Stockpile or spread soil as directed by Architect.
 - 1. Remove waste material, including unsatisfactory soil, trash, and debris, and legally dispose of it off Owner's property in a Licensed Subtitled Landfill facility.

3.24 CLEAN UP

- A. On completion of the work and before acceptance by the Architect, thoroughly clean the areas affected, including areas outside the limits of the Contractor's work area where permission to work has been granted. Remove surplus construction material or debris resulting from the work and legal disposal off the site.
- B. Access routes to and from the site will be coordinated with the Architect and shall be kept clean of earth debris and material of any sort.
- C. Burning of rubbish or debris on or near the site is prohibited.

END OF SECTION

TRENCHING & BACKFILLING

SECTION 02210

PART 1 - GENERAL

1.01 SUMMARY:

- A. Section Includes excavation, bedding, and backfill for all buried utilities including removal and replacement of sidewalk, pavement, or other surface materials.

1.02 RELATED WORK:

- A. Drawings and general provisions of the Contract, including Standard Terms and Conditions for Construction Contracts, apply to this section.
- B. Division 1 "LEED Submittals Requirements"
- C. Section 02200 – Earthwork
- D. Section 02316- Soil Management and Handling.

1.03 REFERENCES:

- A. Performance and material requirements shall meet specific Reference Standards as referred to hereinafter under individual items, as follows:
 - 1. ASTM American Society for Testing and Materials Standards
 - 2. IDOT Illinois Department of Transportation "Standard Specifications for Road and Bridge Construction"
 - 3. CDOT Chicago Department of Transportation "Standard Specifications for Openings in the Public Way"

1.04 LEED SUBMITTAL REQUIREMENTS:

- A. The Contractor shall submit documentation highlighting recycled content material. Include the percentage of post-consumer and post-industrial content of all recycled materials and the costs of all materials used. The Contractor shall submit documentation of the origin of all recycled material.
- B. The Contractor shall provide documentation highlighting locally manufactured material (within 500 miles of the project). Include the location of the material manufacturer, the distance from the manufacturer to the project site, and the cost of the materials.

1.05 SUBMITTALS:

- A. Certified Test Reports: Prior to construction, submit certified test reports for all contractor-supplied materials.
- B. Samples of the following: 20 lb. Samples, sealed in airtight containers, of each proposed fill and backfill soil material from on-site or borrow sources.
- C. Submit Final Design Drawings where needed.

1.06 QUALITY CONTROL:

- A. Testing and Inspection Service
 - 1. Laboratory Tests

- a. Test "Granular Bedding and Backfill" materials for gradation prior to use. Do not use site materials for bedding and / or backfill. When Contractor-provided material is to be used, test at least one sample for each material source.
- b. Test "Granular Bedding and Backfill" materials for maximum compacted density and optimum moisture content in accordance with ASTM D1557.

B. Field Control Tests

- 1. Perform in-place density tests in randomly selected locations and in accordance with ASTM D1556 (sand cone method) or ASTM D2922 and ASTM D3017 (nuclear methods) as follows:

<u>Material Type</u>	<u>Test Frequency</u>
Bedding	One per lift per 400 lineal feet of line
Granular Backfill	One per lift per 400 lineal feet of line

1.07 DELIVERY AND STORAGE:

- A. Deliver and store materials in a manner to prevent contamination or segregation. Storage areas will be as approved by authorized commission representation.

1.08 SITE CONDITIONS:

A. Site Information

- 1. Examine the site to ascertain the state and conditions under which the work is to be done.
- 2. The Geotechnical analysis, under Section 92999 is a part of the Contract Documents.
 - a. The data on indicated subsurface conditions are not intended as representations or warranties of the accuracy or continuity between soil borings. It is expressly understood that the Owner will not be responsible for interpretations or conclusions drawn there from by the Contractor.
 - b. Additional test borings and other exploratory operations may be made by the Contractor at no cost to the Owner.
- 3. The Contractor shall assume full responsibility for interpreting boring data and for the conclusions drawn from the information furnished and from inspection of available information at the site.

B. Protection of Persons and Property:

- a. Barricade open excavations occurring as part of this work, and post with warning lights or other warning devices as required by authorities having jurisdiction.
- b. Protect utilities, pavements, and other facilities from damages caused by settlement, lateral movements, undermining, washout, and other hazards created by excavation operations.

PART 2 - MATERIALS

2.01 SOIL MATERIALS:

- A. Soil materials shall, in general, be free of debris; roots; wood; scrap material; vegetable matter; refuse; soft, unsound particles; frozen, deleterious, or objectionable materials.

1. Granular Bedding: Shall be material supplied by the Contractor. This material shall be gravel or crushed stone meeting the following grading requirements:

Sieve Analysis (ASTM C136)

Total Percent Passing

2"	1"	1/2"	No. 4	No. 30	No. 100
100	-	45 - 85	20 - 85	5 - 30	-

Percent Loss by Washing (ASTM C117): 0 to 5 percent

2. Granular Backfill: Shall be material on site or supplied by the Contractor as approved by the Geotechnical . This material shall be gravel or crushed stone meeting the following grading requirements.

Sieve Analysis (ASTM C136)

Total Percent Passing

3"	2"	1"	1/2"	No. 4	No. 30	No. 100
95 - 100	-	-	60 - 100	-	-	0 - 30

Percent Loss by Washing (ASTM C117): 0 to 10 percent

PART 3 - EXECUTION

3.01 SHORING AND SHEETING:

- A. Provide temporary shoring, bracing, cribbing, or sheeting as required to prevent undermining of structures, utilities, pavements, and slabs and to provide a safe work area in accordance with OSHA safety regulations. The Contractor is responsible for the design of all shoring and sheeting including utility supports.

3.02 EXCAVATION:

- A. Shall be to the elevations and dimensions indicated or otherwise specified. Keep excavations free from water while construction is in progress. Notify the Authorized Commission Representative immediately if it becomes necessary to remove hard, soft, weak, or wet material to a depth greater than indicated.
- B. Make trench sides as nearly vertical as practicable except where sloping of sides is allowed. Sides of trenches shall not be sloped from the bottom of the trench up to the elevation of top of the pipe, conduit, duct.
- C. Excavate large rock, boulders, or hard material to an overdepth at least six (6) inches below the bottom of the pipe, conduit, duct and appurtenances unless otherwise indicated or specified.
- D. Use bedding material to refill overdepths to the proper grade and place in six (6) inch maximum layers. At the option of the Contractor the excavations may be cut to an overdepth of not less than four (4) inches and refilled to required grade as specified. This work will be done at the Contractor's expense.
- E. Grade bottom of trenches accurately to provide uniform bearing and support for each section of pipe, conduit, duct, or structure on undisturbed soil, or bedding material as indicated or specified at every point along its entire length except for portions where it is necessary to excavate for bell holes and for making proper joints. Dig bell holes and depressions for joints after trench has been graded and dimension as required for properly making the particular type of joint to ensure that the bell does not bear on the bottom of the excavation. Dimensions shall be as shown on the Drawings.

3.03 BEDDING:

- A. Bedding for utility lines and utility line structures shall be of the materials indicated above and depths shown on the Final Design Drawings.
- B. Place bedding in six (6) inch maximum loose lifts. Provide uniform and continuous support for each section of structure except at bell holes or depressions necessary for making proper joints. No frozen bedding material is to be used.

3.04 BACKFILLING:

- A. Surround pipes, conduits, or ducts with bedding or backfill as indicated. Ensure that backfill is placed completely under pipe haunches. No frozen backfill is to be used. Ensure that no damage is done to structures or protective coatings thereon.
- B. Place Granular Backfill in four(4) inch maximum loose lifts to twelve (12) inches above pipe or other utility unless otherwise specified. Bring up evenly on each side and for the full length of the structure.
- C. Place General Site Backfill in eight (8) inch maximum loose lifts unless otherwise specified.
- D. Compact each loose lift as specified in Paragraph "Compaction" before placing the next lift.
- E. Do not backfill in freezing weather, where the material in the trench is already frozen or is muddy, except as authorized.
- F. Where unacceptable settlements occur in trenches and pits due to improper compaction, excavate to the depth necessary to rectify the problem, then backfill and compact the excavation as specified herein and restore the surface to the required elevation.
- G. Coordinate backfilling with testing of utilities. Testing for the following shall be complete before final backfilling: water distribution, storm drainage, and electric.

3.05 COMPACTION:

- A. Use hand-operated plate-type vibratory or other suitable hand tampers in areas not accessible to larger rollers or compactors. Be careful to avoid damage to utilities and protective coatings. Compaction shall be in accordance with the following unless otherwise specified:
 - 1. Compaction of Bedding: Compact to 95 percent of ASTM D1557 maximum density.
 - 2. Compaction of Granular Backfill: Surrounding pipes, cables, conduits, or ducts shall be to 95 percent of ASTM D1557 maximum density.
 - 3. Compaction of General Site Backfill: General site backfill shall be compacted to 85 percent of ASTM D1557 maximum density except as modified below.

3.06 SPECIAL EARTHWORK REQUIREMENTS:

- A. Manholes and Other Appurtenances: Provide at least twelve (12) inches clear from outer surfaces to the embankment or shoring. Remove unstable soil that is incapable of supporting the structure to an overdepth of twelve (12) inches and refill with compacted bedding material to the proper elevation.
- B. Roads, Streets, Walkways, and Other Areas to be Paved: Place backfill in six (6) inch maximum loose lifts. Compact bedding and granular backfill surrounding pipes, ducts, conduits, and other structures as specified above. Granular Backfill is to be used for the entire excavation up to the subbases (no site backfill unless site material meets Granular Backfill requirements). Backfill in a manner to permit the rolling and compacting of the completed excavation with the adjoining material to provide the specified density so that paving of the area can proceed immediately after backfilling has been completed.

3.07 PAVEMENT AND WALK REMOVAL AND / OR REPLACEMENT:

Chicago Public Library
Beverly Branch Library

02210-4

TRENCHING & BACKFILLING

- A. Where construction requires cutting and replacing of pavement and / or walks, cutting shall be accomplished so that the remaining exposed edges shall conform vertically and horizontally to a straight line. The full depth of surface and binder course shall be removed to a minimum width required to accomplish shoring and excavation without damage to the exposed edges of the existing pavement to remain, with a straight saw cut on those edges. After backfill and compaction the Contractor shall replace all removed pavement with concrete and / or bituminous concrete pavement of the same total thickness of the removed section. All concrete work shall conform to Section 03300. Waste materials shall be disposed off site.

3.08 FINISH OPERATIONS:

- A. Grading: Shall be to finished grades indicated within one-tenth of a foot or as otherwise specified. Grade areas to drain water away from structures. Existing grades which are to remain but are disturbed by the Contractor's operations shall be graded as directed.
- B. Disposition of Surplus Material: Surplus or other soil material not required or suitable for filling, backfilling, or grading shall be removed from the project site, at contractors expense.
- C. Protection of Surfaces: Protect newly graded areas from traffic, erosion, and settlements that may occur. Repair or reestablish damaged grades, elevations, or slopes.

END OF SECTION 02210

**SECTION 02316
SOIL MANAGEMENT AND HANDLING**

PART 1 - GENERAL

1.1 Introduction

- A. Related Documents: All terms and conditions of the Contract apply to this Section.
1. Section 02110, "Site Clearing"
 2. Section 02200 "Earthwork"
 3. Section 02210 "Trenching & Backfilling"
- B. Work included: This specification is for the excavation, stockpiling, permitting, loading, hauling, and disposal of all unsuitable soil and Non-Hazardous Special Waste and arsenic impacted soil, as directed by the Authorized Commission Representative. The Contractor shall perform the work under this section in accordance with all applicable local, county, Illinois EPA, U.S. EPA, and Occupational Safety and Health Administration rules and regulations, including the following:
1. Removal and disposal
 - a. Excavation of all unsuitable soils as directed by the Commission Representative. The excavated materials shall be classified as Non-Hazardous Special Waste.
 - b. Obtain disposal authorization from a permitted Subtitle D landfill for the disposal of all unsuitable soils. The authorization must be signed by the disposal facility representative and state that the site complies with all local zoning codes, State, Federal and Local laws, rules, and regulations.
 - b. Perform all analytical testing for waste stream authorizations as necessary to secure all required disposal permits for all materials.
 - c. Load and transport all materials to the approved licensed landfill disposal sites in covered trucks.
 - d. Prepare daily reports, transport manifests, weight tickets and receipts (as applicable) prior to starting any soil removal activities.
 - e. Provide copies of all daily reports, transport/waste manifest, weight tickets, and disposal receipts (as applicable) to the Commission on a daily basis documenting proper disposal of all soils (including fill, backfill, top soil, CU Structural Soil, and all unsuitable soils.
 2. Placement of backfill materials
 - a. Place and compact backfill materials at all excavation areas using approved materials in accordance with the Architectural/Engineering specifications.
 - b. The Contractor shall comply with all applicable federal, state, and local laws, regulations and ordinance that govern or regulate the

handling, transportation, and disposal of all excavated materials from the site.

1.2 Definitions

- A. Agency means Illinois Environmental Protection Agency (IEPA).
- B. Authorized Commission Representative means the person or entity designated as the official representative of the Commission in connection with the project.
- C. Backfill means granular or cohesive material used to fill the excavation to design grade as referenced in design plans and specifications.
- D. CDL: Commercial Driver's License.
- E. CFR: Code of Federal Regulations.
- F. Commission: Public Building Commission of Chicago (PBCC).
- G. Clean Construction and Demolition Debris (CCDD) filling site means any former or current quarry that has applied to the Illinois EPA for interim authorization and are operating in accordance with Section 22.51 of the Environmental Protection Act. For disposal sites outside of Illinois, the facility must be permitted by applicable state and local regulatory agencies. CCDD sites can not be used for the disposal of any excavated materials from the site.
- H. Hazardous Waste means a waste, or combination of wastes, which has been identified by characteristics or listing as hazardous pursuant to Section 3001 of the Resource Conservation and Recovery Act of 1976, P.L. 94-580, 40 CFR part 261, Illinois Environmental protection Act 415 ILCS 5/3.220, and Section 809.103 of Title 35: Environmental Protection; Subtitle G: Waste Disposal; Chapter I: Pollution Control Board. A waste is classified as hazardous if it exhibits any of the following characteristics: 1) ignitability, 2) corrosivity, 3) reactivity, or 4) toxicity, and as defined in Illinois Administrative Code Title 35, Section 721.103 (35 IAC 721.103). There are no hazardous wastes present within the proposed building at the site.
- I. IEPA means Illinois Environmental Protection Agency.
- J. IDOT means Illinois Department of Transportation.
- K. Landscape waste means all accumulations of grass or shrubbery cuttings, leaves, tree limbs and other materials accumulated as the result of the care of lawns, shrubbery, vines and trees.
- L. Landfill means a facility permitted by the Illinois EPA, or other State Agency for sites outside Illinois, for the disposal of household waste and other type of Resource Conservation and Recovery Act (RCRA) wastes such as commercial solid waste, non-hazardous sludge, small quantity generator waste, and industrial solid waste on land meeting the requirements of the RCRA Subtitle D.

- M. Manifest means the form provided or prescribed by IEPA and used for identifying name, quality, routing, and destination of special waste during its transportation from point of generation to the point of disposal, treatment, or storage.
- N. MSDS means Material Safety Data Sheet, required by OSHA for any substances that are toxic, caustic, or otherwise potentially hazardous to workers.
- O. Non-Hazardous Special Waste: as defined in Title 35: Environmental Protection; Subtitle G: Waste Disposal; Chapter I: Pollution Control Board; Subchapter i: Solid Waste and Special Waste Hauling; Part 809: Non Hazardous Special Waste Classifications; Subpart A: General Provisions; Section 809.103. Documentation for the disposal of Non-Hazardous Special Waste includes manifests or bill of lading receipts if the waste is de-listed. Non-hazardous special waste is present at two locations as indicated on drawing SC-1 , Soil Condition Plan.
- P. OSHA means Occupational Safety and Health Administration.
- Q. Soil means any granular or cohesive materials designated for removal as specified in the Architect/Engineer drawings and specifications and includes soils that are determined to be non-special and special waste.
- R. Special Waste means any wastes as defined in Title 35: Environmental Protection; Subtitle G: Waste Disposal; Chapter I: Pollution Control Board; Subchapter i: Solid Waste and Special Waste Hauling; Part 808: Special Waste Classifications; Subpart A: General Provisions; Section 808.110,
 AND
 Any wastes as defined in Title 35: Environmental Protection; Subtitle G: Waste Disposal; Chapter I: Pollution Control Board; Subchapter i: Solid Waste and Special Waste Hauling; Part 809: Non Hazardous Special Waste Classifications; Subpart A: General Provisions; Section 809.103. There are no special wastes present at the site.
- S. SROs mean Soil Remediation Objectives for various exposure routes identified in 35 Illinois Administrative Code 742: Tiered Approach To Corrective Action Objectives (TACO).
- T. Storm water means water deposited at the site in the form of rain, snow or other natural weather event.
- U. TACO means TIERED APPROACH TO CORRECTIVE ACTION OBJECTIVES (TACO) per 35 Illinois Administrative Code 742.
- V. Top Soil means soils placed to design grade and used to promote vegetative growth, and which does not exceed those parameter values as listed in Title 35: Environmental Protection Subtitle G: Waste Disposal Chapter I: Pollution Control Board Subchapter F: Risk Based Cleanup Objectives, Part 742, Tiered Approach To Corrective Action Objectives, Appendix B.
- W. USEPA means United States Environmental Protection Agency.

1.3 Submittals

- A. Copies of the following submittals shall be prepared and submitted to the Authorized Commission Representative at Contractor's own cost:
1. Contractor's Site Specific Health and Safety Plan for all workers engaged in excavation, stockpiling, loading, hauling, removal, and disposal of any soils (including non-special waste soils and non-hazardous special waste soils), fill, general construction, and demolition debris from the property. The plan shall comply with all OSHA requirements. The work shall be performed under the direct supervision of a trained experienced site supervisor.
 2. Soil Management Plan outlining proposed excavation work sequences and procedures to separate each type of material to be removed from the site. The Soil Management Plan shall show the locations of each type of material to be stored on site including the materials to be stored at the site for reuse, and location of material to be stored on site for future disposal.
 3. Decontamination Plan outlining decontamination procedures, dust control, and mud cleaning from all field equipment and trucks prior to leaving the site.
 4. Name, address, and telephone number of the permitted landfill where the Non-Hazardous special waste is to be transported. This submittal must be made prior to removal of any materials from the site. This information should include, at a minimum, the following:
 - a) Facility Name and Address and Telephone Number.
 - b) Site Contact.
 - c) Facility Identification Number issued by Illinois, U.S. EPA, or other state licensing agencies for site outside Illinois
 5. Letter of authorization from the landfill where excavated materials are to be disposed of. The authorization must be signed by the landfill representative and state that the facility complies with all local zoning codes and all local, State, and Federal rules and regulations, that all required laboratory analyses has been received by the facility, and that the facility has agreed to accept the soils (including non-hazardous special waste soils). The Authorization shall further state that the non-hazardous special waste soils are being accepted for permanent placement on site, and that the material will not be removed from the site unless required by a local, State or Federal Authority.
 6. Copies of analytical results for each waste stream to be removed from the site as applicable. The name and address and telephone number of the laboratory that will be used by the Contractor to perform analytical testing for waste stream authorization.

7. Storm Water Management Plan - prior to commencing work, the contractor shall provide a Storm Water Management Plan stipulating provisions for dewatering, pumping, collection, temporary storage, and discharge or disposal of storm water, perched water and other liquids, contaminated and/or uncontaminated, at the site so as to facilitate soil removal and minimize disposal costs for contaminated fluids.
8. Copies of all daily reports, transport/waste manifests, weight tickets and receipts (as applicable) to the Authorized Commission's Representative on a daily basis.
9. Any sampling data collected during the course of the Work.
10. Prior to importing any backfill to the site, provide copies of analytical results of for each source of backfill materials verifying that the backfill does not exceed the values listed in PART 742, APPENDIX B, TABLE A; TIERED APPROACH TO CORRECTIVE ACTION OBJECTIVES (TACO): 35 ILL. ADM. CODE 742. The date of the backfill analytical results should be within 30 days of importing such material to the site. This shall include all topsoil, cohesive, granular, and other fills. The Contractor shall collect sufficient number of conformation soil samples throughout the backfilling activities to verify that all imported soils do not exceed the TACO values.
11. Name and address and telephone number of the IEPA-approved laboratory that will be used by the Contractor to perform analytical testing for waste stream authorization and backfill samples prior to starting work.
12. Copies of special waste hauler licenses for each hauler used. A copy of the license shall be maintained in all trucks leaving the site at all times.

1.4 Submittal Review

- A. Review of submittals or any comments made thereon, does not relieve the Contractor from compliance with the requirements of the drawings and specifications. The purpose of this check is to review for general conformance with the design concept of the project and general compliance with the information given in the contract documents. The Contractor is responsible for confirming and correlating all quantities and dimensions; electing techniques of construction; coordinating the Work; and performing the Work in a safe and satisfactory manner.

1.5 Notifications

- A. The Contractor shall notify the Authorized Commission Representative no less than forty-eight (48) business hours prior to loading and transporting any materials from the site.

1.6 Recordkeeping

- A. The Contractor shall provide documentation of labor, equipment, materials and disposal laboratory analysis used for soil removal, when requested by the Authorized Commission Representative. Documentation shall be retained for a period of 3 years .

PART 2 - PRODUCTS

2.1 Removal of Soil

- A. The Contractor shall furnish all necessary means, products, tools, and equipment required to remove non-hazardous special waste soils from the site as directed by the Authorized Commission Representative.

PART 3 - EXECUTION

3.1 Authorizations

- A. Obtain authorization from landfill for the disposal of Non-hazardous Special Waste Soil. The Authorization must be signed by the property owner and shall state that the property owner has received a copy of one or more laboratory analyses of representative sample(s) collected from the site by the contractor and has agreed to accept the material. The Authorization shall further state that the site owner agrees to accept the material for permanent placement on their site and that the material will not be removed from their site unless required by a local, State or Federal Authority. The Authorization further shall state that the site complies with all local zoning codes, State, Federal and Local laws, rules, and regulations.
- B. Obtain prior authorization from Authorized Commission Representative to backfill excavations and utility lines, and apply top soil. All backfill placement and compaction requirements shall comply with Architectural/Engineering drawing and specifications.
- C. Haulers for transportation of soils, backfill and top soil shall hold, and present upon request, a current valid Commercial Driver's License (CDL).

3.2 Material Sampling

1. The Contractor shall collect sufficient amount of representative sample(s) from each type of material being removed from the site for analytical testing to obtain authorization for the ultimate disposition of the materials. The contractor is responsible for acquisition of any required permits and payment of all fees.
2. The Authorized Commission Representative may collect samples for laboratory analysis or field Photo-ionization Detector (PID) screening, or liquid samples for laboratory analysis. The Contractor shall provide the necessary equipment and manpower to assist the Authorized

Commission Representative to collect materials to be sampled at no additional cost to the project.

3. The Contractor shall immediately notify the Authorized Commission Representative if any materials, (solid or liquid) requiring special handling (i.e., stained soil, soil with odors, or liquids) are encountered.
4. All excavated soils, liquids, and other material shall be removed from the site in accordance with applicable federal, state and local regulations.

3.3 Excavation

- A. The Contractor shall perform excavation of materials in accordance with all applicable regulations and project specifications. All excavation shall be performed in accordance with OSHA requirements and guidelines.
- B. The Contractor shall coordinate all soil excavation and hauling from the site activities with the Authorized Commission Representative. The Contractor must provide a written notification to the Authorized Commission Representative at least 48-hour prior to starting any soil excavation or hauling from the site.
- C. All excavated materials from the site will be classified as Non-hazardous Special Waste. No soils removed from the site may be recycled. All soils removed from the site shall be transported to a permitted Subtitle D landfill.
- D. The Contractor shall be responsible for maintaining the structural integrity of all surrounding streets, underground utilities, buildings, and structures (walkways, sidewalks, underground tunnels, etc.).

3.4 Stockpiling

- A. Contractor may stockpile special wastes, non-hazardous special waste, or general construction and demolition debris/materials on site for a maximum of seven (7) calendar days. On-site stockpiling for longer than seven (7) calendar days will be considered on a case-by-case basis and will require prior written approval of the Authorized Commission Representative. The Contractor shall keep special wastes, non-hazardous special waste, or soil generated from site excavation activities, covered with 6-mil polyethylene visqueen or containerized until subsequent, placement on site, or loading, transportation and disposal. For stockpiled soils, provide a 12" to 18" berm around the stockpile. Base sheeting shall overlap the dike.
- B. The Contractor shall be responsible for keeping such soil separated from soils/materials that are not designated as special wastes, non-hazardous special waste, or general construction and demolition debris. If said soil comes in contact with soils/materials that are not designated as special wastes or non-hazardous special waste, the Contractor shall dispose of newly contaminated soils/materials as special wastes, non-hazardous special waste, or hazardous waste soil/materials at his own expense. The Contractor will be responsible for sampling analysis costs associated with Characterization of newly contaminated soils/materials as special wastes, non-hazardous special waste, or hazardous waste soil/materials.

- C. The location of the stockpiles area shall be coordinated with the Authorized Commission Representative. The Contractor shall not allow runoff from stockpiled soil/materials to enter storm drains or leave the site.

3.5 Decontamination

- A. The Contractor shall remove soils, dusts, rocks, etc. from the exterior of trucks, trailers, or other heavy equipment leaving the site.
- B. The Contractor shall clean the tractor-trailers or trucks which are loaded with materials for disposal/salvage by removing clinging soils, rocks from the exterior of the equipment.
- C. The Contractor shall not allow equipment or trucks to leave the site with water leaking or mud dripping or caked to the equipment or trucks.
- D. The Contractor shall clean and/or decontaminate excavation equipment (tools, shovels, backhoes, etc.) after completing excavation work in the contaminated soil areas and prior to start working in the clean soil areas. All cleaning and/or decontamination residuals must be collected and disposed of in accordance with applicable federal, state and local regulations.

3.6 Loading

- A. The Contractor shall load non-hazardous special waste or soil/materials directly from the site or from temporary stockpiles into hauling trucks for subsequent transportation and ultimate disposition.
- B. Traffic: Conduct non-hazardous special or soil/materials removal to ensure minimum interference with roads, streets, walks and other adjacent occupied and used facilities. Do not close or obstruct streets, walks or other occupied or used facilities without permission from the applicable governing agency and Authorized Commission Representative. Provide alternate routes around closed or obstructed traffic ways if required by the governing agency.
- C. The Contractor is responsible for complying with State and local Road/Street weight limits.

3.7 Transportation

- A. The non-hazardous special waste shall be transported by a licensed hauler, licensed in the state of Illinois to transport non-hazardous special waste. The transporter shall present evidence of special waste hauling permits upon request of the Authorized Commission Representative.
- B. All excavated materials shall be hauled off-site using only covered trucks.
- C. The Contractor shall remove soils, dusts, rocks, etc. from the exterior of trucks, trailers, or other heavy equipment leaving the site before they leave the site.

- D. The Contractor shall clean the tractor-trailers or trucks that are loaded with materials for off site placement/salvage by removing clinging soils, or rocks from the exterior of the equipment.
- E. The Contractor shall maintain streets clean and free of mud and dirt in a manner acceptable to the Authorized Commission Representative.
- F. The Contractor shall provide completed copies of waste manifests or tracking receipts to the Authorized Commission Representative for review and signature as required prior to loading trucks for transportation of any materials removed from the site.
- G. All transporting trucks should hold, and present upon request, a current valid Commercial Driver's License (CDL).

3.8 Disposal

- A. The Contractor shall provide copies of completed daily reports, transport manifests, weight tickets and receipts (as applicable) executed by transporter and the facility accepting the non-hazardous special waste or general construction and demolition debris soil/materials to the Authorized Commission Representative within 7 working days of removing such materials from the site.

3.9 Dust Control

- A. The Contractor shall not create dust and shall maintain adequate dust suppression equipment on site.
- B. The Contractor shall control dust by all necessary means, including but not limited to covering trucks, stockpiles and open materials, watering haul roads, sweeping paved roads, and limiting the speed of all on-site vehicles.

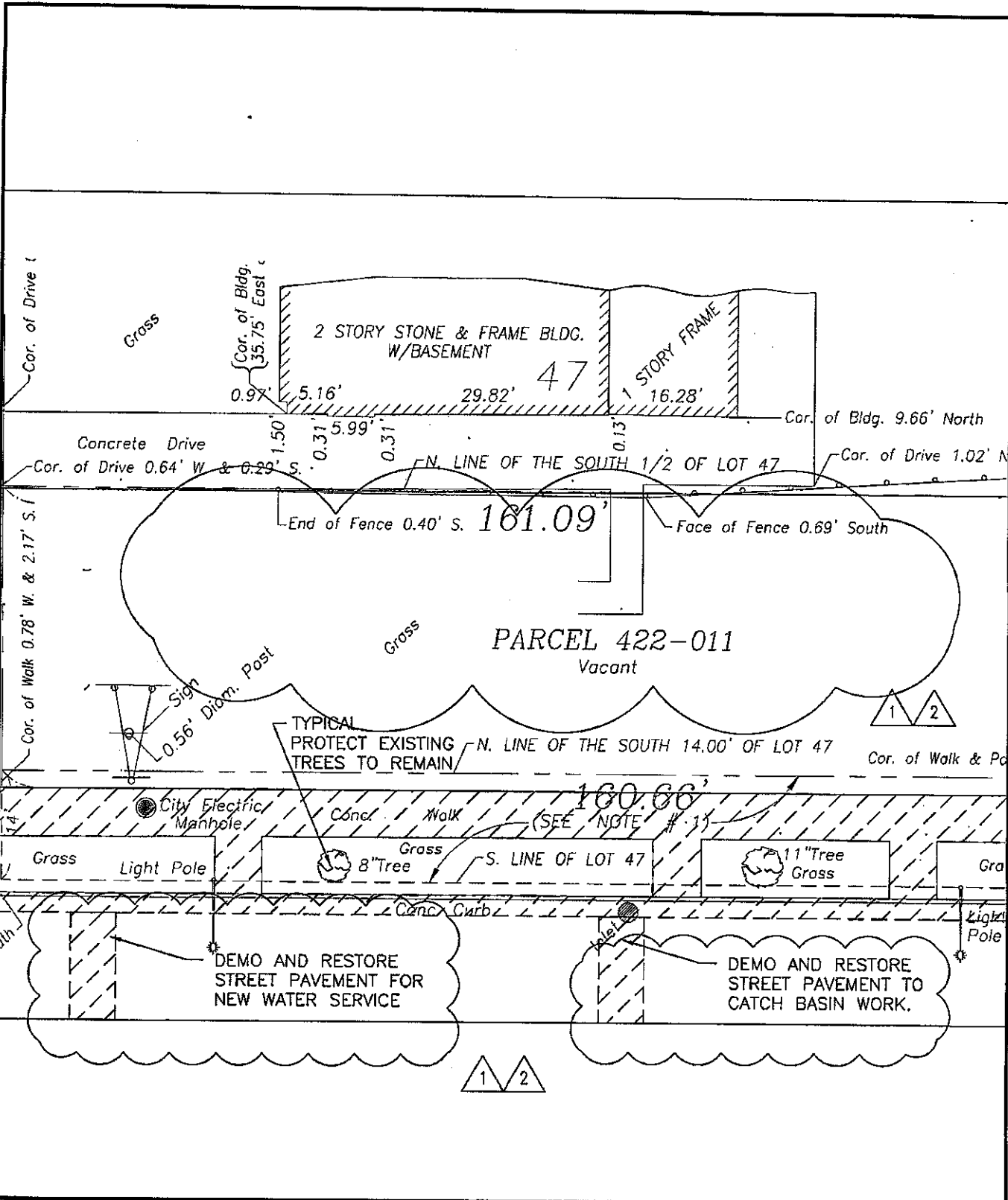
3.10 Quality Control

- A. Visual inspections and damage repairs shall be made daily by the Contractor and/or as directed by the Commission to assure that erosion, drainage and containment control measures are functioning properly.
- B. The Contractor shall take all necessary precautions to protect structures, equipment, pavement, walks and utilities against movement or settlement during the course of work.
- C. Damages: Promptly replace or repair any damage caused to adjacent pavement, utilities or facilities by removal operations at no additional cost to the Commission. Work shall be performed to the satisfaction of the Authorized Commission Representative.
- D. Utility Services: Maintain existing utilities and protect against damage during construction.

3.11 Backfill

- A. The Contractor shall refer to the contract documents regarding the backfill elevations.
- B. Prior to importing any backfill materials, the Contractor shall provide the name and location of all sources to be used to import the backfill.
- C. For each off-site source of imported materials, including top soil, cohesive, granular and other fill materials; the Contractor shall provide to the Authorized Commission Representative certification and IEPA-approved laboratory analyses showing that all imported materials do not exceed the values those listed in PART 742, APPENDIX B, TABLE A; TIERED APPROACH TO CORRECTIVE ACTION OBJECTIVES (TACO): 35 ILL. ADM. CODE 742. The Contractor shall collect sufficient number of conformation soil samples throughout the backfilling activities to verify that all imported soils do not exceed the TACO values. The date of the analytical results shall be within 30 days of importing such material to the site. Provide a copy of the certification prior to importing the materials to the site.
- D. The Contractor shall coordinate with the Authorized Commission Representative regarding backfilling activities. If the Contractor backfills areas without obtaining approval from the Authorized Commission Representative, the backfill materials shall be excavated, replaced and recompactd at the Contractor's expense, at the sole discretion of the Authorized Commission Representative.
- E. The Authorized Commission Representative may collect confirmation samples of materials imported and placed at the site. The Contractor will be required to remove and replace any materials found to contain chemicals exceeding the Tier 1 SROs for residential properties at the Contractor's own expense.

END OF SECTION



ILKIS ASSOCIATES
 Architects - Planners
 ARCHITECTS OF ILLINOIS

MECHANICAL
 MECHANICAL ASSOCIATES
 100 N. WASHINGTON ST., 10TH FLOOR
 CHICAGO, ILLINOIS 60602

STRUCTURAL
 STRUCTURAL ASSOCIATES
 200 N. WASHINGTON ST., 10TH FLOOR
 CHICAGO, ILLINOIS 60602

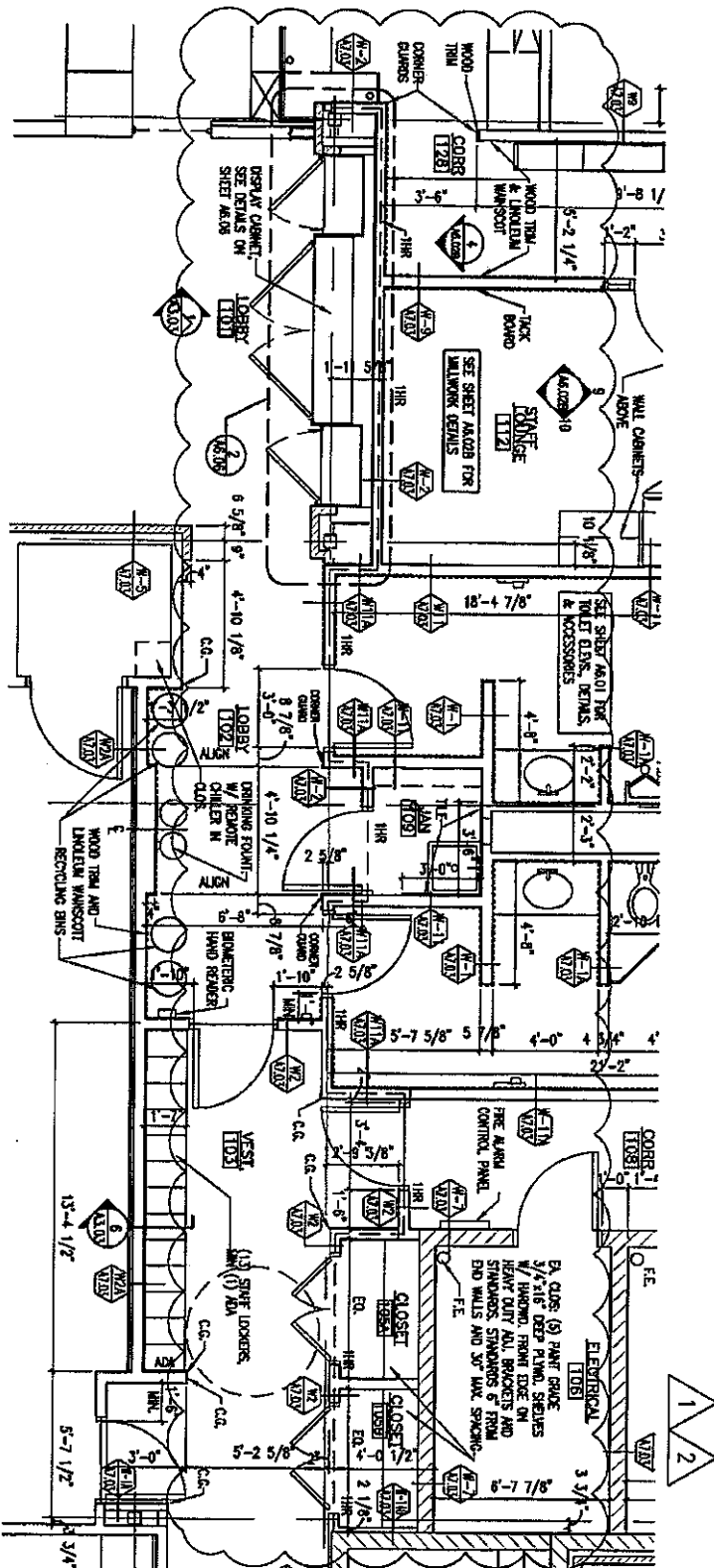
CIVIL LANDSCAPE
 CIVIL LANDSCAPE ASSOCIATES
 100 N. WASHINGTON ST., 10TH FLOOR
 CHICAGO, ILLINOIS 60602

BEVERLY BRANCH LIBRARY
 1802 N. 83RD STREET
 CHICAGO, ILLINOIS

REFERENCE SHEET A0.02
 SITE DEMOLITION PLAN 2
 ADDENDUM NO. 5

10/21/02 ADDENDUM No. 1
 DATE: 10/21/02
 SCALE: Varies
 FILE NAME: A0.02

ASK-#003



LEKIS ASSOCIATES
Architects • Planners
PROJECTS OF RECORD

ARCHITECT
LEKIS ASSOCIATES
300 N. LAUREL ST. CHICAGO, ILL. 60610
TEL. 312.467.1100

MEP/MECHANICAL
HVP, INC.
200 N. LAUREL ST. CHICAGO, ILL. 60610
TEL. 312.467.1100

BEVERLY BRANCH LIBRARY
1362 W. 95TH STREET
CHICAGO, ILLINOIS

REFERENCE SHEET A2.07
PLANS 1 & 2
ADDENDUM NO. 5

SCALE VARIES
US JOB # 0610-02
FILE NAME A2.07

ASK-#004

5

VIDEO RECORDING/MONITORING COMPONENT SCHEDULE	
COMPONENT	MANUFACTURER/MODEL NO.
DIGITAL VIDEO RECORDER	PELCO DX8108-0500 OR EQUAL
FIXED INDOOR CAMERA	DOME TYPE, INDOOR USE, INCLUDE POWER SUPPLY AS REQUIRED.
PTZ OUTDOOR CAMERA	DOME TYPE, OUTDOOR RATED, INCLUDE POWER SUPPLY AS REQUIRED.
SYSTEM MONITOR	23" FLAT SCREEN COLOR
UNIVERSAL KEYBOARD	PELCO KDB 300A, KDB KIT, OR EQUAL

NOTE: INCLUDE ALL WIRING, CONDUIT, CONNECTORS, MOUNTING DEVICES, AND APPURTENANT DEVICES FOR A COMPLETE AND OPERATING SYSTEM. PROVIDE SYSTEM START-UP AND OPERATIONAL TESTING. TRANSFER ALL MANUFACTURERS' WARRANTIES TO THE CITY.

THE TABLE ABOVE HAS BEEN
ADDED TO SHEET E2.05

ADDENDUM NO. 5
REFER TO E2.05

HYDRO -THERMO -POWER INC. <small>225 N. Michigan Ave., CHICAGO, IL 60601 Tel.(312) 641-6164 Fax.(312) 641-6165</small>	<small>CONSULTING ENGINEERS</small>	SCALE: AS NOTED	<i>Beverly Branch Library</i>	DWG #:
		DATE: 12.07.07	TITLE:	ESK2.05
		DRAWN: BB	ELECTRICAL SECURITY PLAN	

PUBLIC BUILDING COMMISSION OF CHICAGO

ADDENDUM NO. 6 TO CONTRACT NO. 1459

FOR

Beverly Branch Library

1962 West 95th Street

For

New Construction

DATE: December 18, 2007

NOTICE OF CHANGES IN CONTRACT DOCUMENTS

The following changes are hereby made in the Contract Documents.

QUESTIONS AND ANSWERS

Question No. 1: Section 02316 Part 3.11.C states "the date of the analytical results shall be within 30 days of importing such material to the site." Under what circumstances could this 30 day time be extended to 90 days?

Answer No 1: The 30 day time can be extended to 90 days for virgin source of stone.

Question 2: Addendum No. 5 Question No. 11 states that all pipe for water is to be ductile iron, the 2" service for the water can not be ductile iron because there is no such thing. Please allow water service (2") to be copper?

Answer No. 2: Refer to drawing C1.02A, the water supply line is called out as: " 2" Type K Copper CW Service."

Question No. 3: (1) Addendum No. 5 included an Exhibit 2 Beverly Branch Library Allowance Schedule. The schedule contained unit prices but no quantities. Should quantities have been provided? (2) Is allowance to be used for all special waste removal including that indicated on Sheet SC-1 issued with Addendum No. 5? (3) If special waste removal is not all to be handled by the allowance, please clarify depth of removal required by sheet SC-1 from Addendum no. 5.

Answer No. 3: (1) No, quantities should not have been provided. (2) Yes, the allowance is to be used for all special waste removal including that indicated on Sheet SC-1 issued with Addendum No. 5. (3) Refer to Answer 5 on page 2 of 3 of this Addendum.

Question No. 4: Allowance schedule issued in Addendum 5 provides unit prices for earthwork related allowances. Does allowance 1 include excavation and loading? Does allowance 2 include transportation? Does allowance 3 include loading? Does allowance 4 include collection and loading?

Mayor Richard M. Daley, Chairman

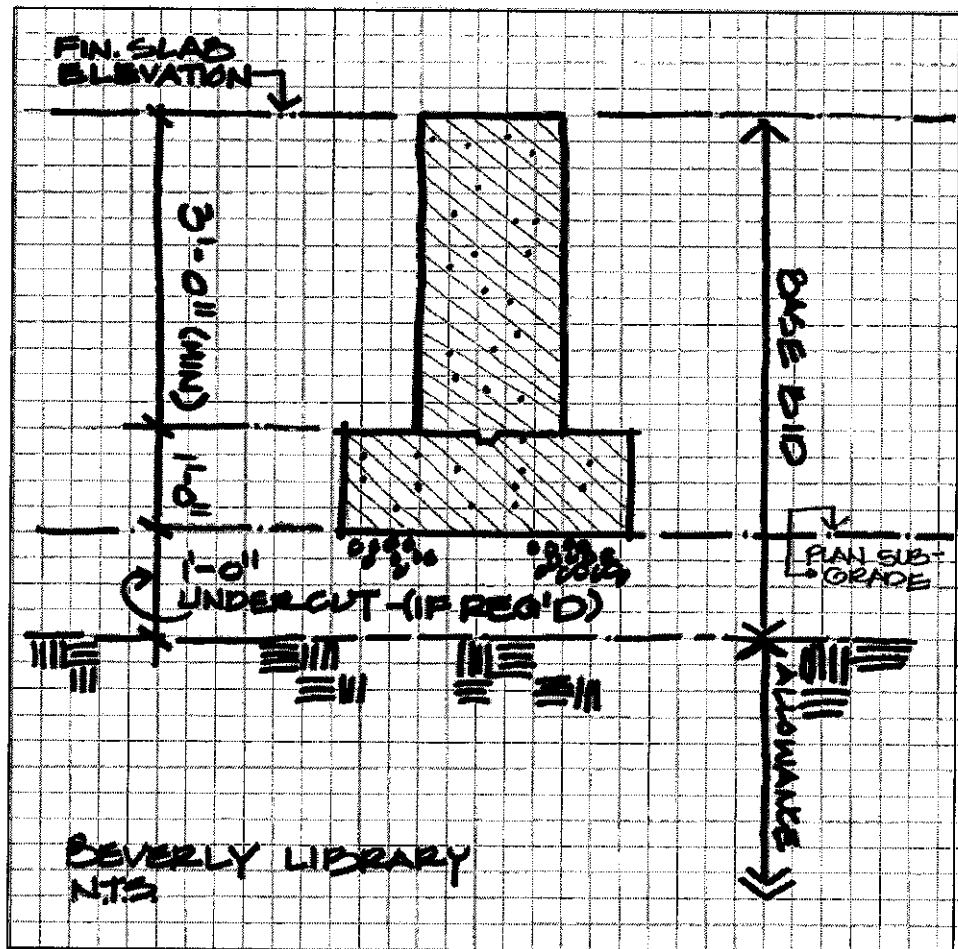
Montel Gayles, Executive Director

PUBLIC BUILDING COMMISSION OF CHICAGO

Answer No. 4: Allowance 1 includes excavation and loading. Allowance 2 includes transportation. Allowance 3 includes loading. Allowance 4 includes collection and loading.

Question No 5: Soil condition drawing SC-1 issued in Addendum 5 shows CA-6 stone backfill above native non-hazardous special waste at the formers Pepe's site. Depth of the CA-6 stone backfill is between 3 and 8 feet below existing top of stone. Building foundations in this location are to a depth of 3'-6" minimum, plus the one foot undercut as indicated in addendum5, potentially could require excavation to a final depth of 4'-6". This could result in a 1'-6" deep excavation into the non-hazardous special waste. Will payment for this excavation of non-hazardous special waste be covered in the allowance given in addendum 5?

Answer No 5: Refer to sketch below for work to be included in the base bid vs the allowance.



Mayor Richard M. Daley, Chairman

Montel Gayles, Executive Director

PUBLIC BUILDING COMMISSION OF CHICAGO

Question No. 6: Soil condition drawing SC-1 issued in addendum 5 shows the existing alley to be native top soil and fill materials or CA-6 stone backfill placed above the native soil of fill. Addendum 1 "Items for Change – Architectural Scope" – Change 2, states that the east-west alley will be required to be built first before the existing is taken out of service. Please clarify if the existing alley will be removed as part of the site remediation project?

Answer No. 6: Under a separate contract the existing north-south alley will be remediated, restored per drawing SC-1 and open to traffic. During construction the successful GC must maintain southbound alley access at all times. Construction phasing plans that maintain such access can be reviewed with and approved by the Authorized Commission Representative.

ITEMS FOR CHANGES – EXHIBIT No.2 BEVERLY BRANCH LIBRARY – ALLOWANCE SCHEDULE

CHANGE 1: In Items # 2-6, delete the term "Discovered Conditions" and replace with "Additional/Excavation".

END OF ADDENDUM NO.6

Mayor Richard M. Daley, Chairman

Montel Gayles, Executive Director